



2014 WEEKLY GUIDE



WEEK 9
REDSKINS AT VIKINGS
Nov. 2, 2014





WASHINGTON REDSKINS

GAME RELEASE

21300 Redskin Park Drive | Ashburn, VA 20147 | 703.726.7000
@Redskins | www.redskins.com | media.redskins.com



REGULAR SEASON - WEEK 9

WASHINGTON REDSKINS (3-5) at MINNESOTA VIKINGS (3-5)

Sunday, Nov. 2 — 1 p.m. ET
TCF Bank Stadium (52,000) — Minneapolis



REDSKINS HEAD TO MINNESOTA IN SEARCH OF THIRD STRAIGHT WIN

Two of Week 8's most dramatic victors will face one another on Sunday as the Washington Redskins will travel to play the Minnesota Vikings in Week 9. Kickoff at TCF Bank Stadium is set for 1 p.m. ET.

On Monday, the Redskins defeated the previously 6-1 Dallas Cowboys in a 20-17 overtime victory. Kicker Kai Forbath converted a 40-yard field goal attempt on the first possession of overtime, and the Redskins' defense followed by forcing a turnover on downs to give the Redskins their first overtime victory against the Cowboys since Nov. 2, 1975. The Vikings are coming off of a Week 8 victory in which rookie linebacker Anthony Barr helped Minnesota defeat the Tampa Bay Buccaneers with a walkoff 27-yard fumble return in overtime.

The Redskins have now won consecutive games for the first time since a seven-game winning streak to close the 2012 season, engineered in part by quarterback Colt McCoy's two debut efforts in burgundy and gold. According to the Elias Sports Bureau, McCoy became the first player in NFL history with a minimum of 25 passes to complete 80 percent of his passes and average 10 yards per pass over his first two games with a team.

MEDIA CENTER

REDSKINS PR:

| | | |
|-----------------|----------------------------------|--|
| Tony Wyllie | Senior Vice President | wylliet@redskins.com |
| Daniel Sampson | Asst. Director of Communications | sampsond@redskins.com |
| Ross Taylor | Communications Manager | taylorr@redskins.com |
| Susanna Nickell | Corporate Communications | nickells@redskins.com |

MEDIA INFORMATION:

Media Guide and Online Media Portal: <http://redskins.1stroundmediagroup.com>

MEDIA AVAILABILITY (SUBJECT TO CHANGE):

| | |
|--------------------|--|
| Tuesday (10/28): | 3 p.m.: Jay Gruden Conference Call |
| Wednesday (10/29): | 1:25 p.m.: Practice Open Locker Room directly following practice Jay Gruden available at the podium Post-practice player podium session TBD Minnesota Vikings Conference Calls 10:45 a.m.: Head Coach Mike Zimmer 12:20 p.m.: QB Teddy Bridgewater |
| Thursday (10/30): | 11:25 a.m.: Practice Open Locker Room directly following practice Jay Gruden available at the podium Jim Haslett available coming off the field following practice |
| Friday (10/31): | 11:10 a.m.: Practice Open Locker Room directly following practice Jay Gruden available at the podium Sean McVay available coming off the field following practice |
| Saturday (11/1): | No Media Availability |
| Sunday (11/2): | 1 p.m.: Washington Redskins at Minnesota Vikings |

GAME CENTER

SERIES HISTORY: Redskins lead overall series, 12-11
Regular season series is tied, 9-9
Last meeting: Nov. 7, 2013 (34-27, MIN)

TELEVISION: FOX
Chris Myers (play-by-play)
Ronde Barber (color)
Jennifer Hale (sidelines)

RADIO: Redskins Radio Network
Larry Michael (play-by-play)
Sonny Jurgensen (color)
Chris Cooley (analysis)
Rick "Doc" Walker (sidelines)



REDSKINS 2014 SCHEDULE/RESULTS

PRESEASON

| Date | Opponent | TV | Time/Result |
|----------------|--------------------------|----------|-------------|
| Aug. 7 (Thu.) | vs. NEW ENGLAND PATRIOTS | NBC4/CSN | 23-6 W |
| Aug. 18 (Mon.) | vs. CLEVELAND BROWNS | ESPN | 24-23 W |
| Aug. 23 (Sat.) | at Baltimore Ravens | NBC4/CSN | 23-17 L |
| Aug. 28 (Thu.) | at Tampa Bay Buccaneers | NBC4/CSN | 24-10 W |

REGULAR SEASON

| Date | Opponent | TV | Time/Result |
|-----------------|--------------------------|---------|--------------|
| Sept. 7 | at Houston Texans | FOX | 17-6 L |
| Sept. 14 | vs. JACKSONVILLE JAGUARS | CBS | 41-10 W |
| Sept. 21 | at Philadelphia Eagles | FOX | 37-34 L |
| Sept. 25 (Thu.) | vs. NEW YORK GIANTS # | CBS/NFL | 45-14 L |
| Oct. 6 (Mon.) | vs. SEATTLE SEAHAWKS # | ESPN | 27-17 L |
| Oct. 12 | at Arizona Cardinals | FOX | 30-20 L |
| Oct. 19 | vs. TENNESSEE TITANS | CBS | 19-17 W |
| Oct. 27 (Mon.) | at Dallas Cowboys # | ESPN | 20-17 (OT) W |
| Nov. 2 | at Minnesota Vikings | FOX | 1:00 p.m.* |
| Nov. 9 | BYE | | |
| Nov. 16 | vs. TAMPA BAY BUCCANEERS | FOX | 1:00 p.m.* |
| Nov. 23 | at San Francisco 49ers | CBS | 4:25 p.m.* |
| Nov. 30 | at Indianapolis Colts | FOX | 1:00 p.m.* |
| Dec. 7 | vs. ST. LOUIS RAMS | FOX | 1:00 p.m.* |
| Dec. 14 | at New York Giants | FOX | 1:00 p.m.* |
| Dec. 20 (Sat.) | vs. PHILADELPHIA EAGLES | TBD | TBD |
| Dec. 28 | vs. DALLAS COWBOYS | FOX | 1:00 p.m.* |

All times Eastern
Home games **bolded**
* Subject to flexible scheduling

Nationally televised
Homecoming Game



ALUMNI CENTER



Formally organized in 1958, the Washington Redskins Alumni Association was the first organization of its kind in the country. The organization spearheaded the alumni movement among former professional football players and was the model for other alumni groups that later formed in all NFL cities. Now entering its 56th year, the Alumni Association continues to celebrate those who have contributed to more than eight decades of Redskins football dating back to the team's inception in 1932.

The primary objectives of the Redskins Alumni are promoting a continuing interest in current and past players of the Washington Redskins, as well as promoting and fostering interest and funding for charitable purposes. With respect to the latter, the alumni conduct fundraising events to raise money that can be donated to charitable organizations or used in other ways to help improve the quality of life for youth in the Greater Washington community.

Today, Redskins alumni continue to make their presence known throughout the community. As a very active chapter of the NFL Alumni Association, their motto is "Caring for Kids." In addition to the numerous events and appearances Redskins Alumni participate in throughout the year, they hold two major fundraising events of their own — the Redskins Alumni Charity Golf Classic, now in its 36th year, and the annual Washington Redskins Welcome Home Luncheon, now in its 53rd year.

The alumni have an office at Redskins Park and can be reached at 703-726-7488. Since his arrival in Washington in December of 2009, President/General Manager Bruce Allen has made it a priority to build a bridge to the franchise's historic past. During the Redskins' NFC East title-winning season in 2012, that mission came to the forefront as the team celebrated its 80th anniversary.

"This year, the Washington Redskins will be celebrating our 80th anniversary season. I'm proud to be with the franchise in our nation's capital, one with such a rich tradition and gloried past on and off the field," Allen said in a July 2012 column filling in for *Sports Illustrated's* Peter King. "The current Redskins players, coaches, fans and staff owe a big debt of gratitude to the people who have made the Redskins one of the flagship franchises in sports."

Throughout the 2012 offseason, the Redskins traversed the Washington D.C./Maryland/Virginia area as part of the team's 'Thank You Tour,' which brought players, coaches, alumni, cheerleaders, team officials and more to fans throughout the entire region to help celebrate the team's historic heritage.

That heritage continues to be honored amongst the game's elite, as in August 2011, former Redskin great Chris Hanburger was enshrined in the Pro Football Hall of Fame in Canton, Ohio. He was presented by his son, Chris. Hanburger was voted into the Hall after being a nominee of the seniors committee. In all, he waited 28 years to be elected.

Hanburger joined Darrell Green (2008), Art Monk (2008) and Russ Grimm (2010) to make four players who spent the majority of their careers with the Redskins to earn the honor in the past five years. In addition, former Redskins Bruce Smith (2009) and Deion Sanders (2011) have also been elected over that time. Hanburger said of his election to the Hall of Fame: "It's wonderful, I'm overwhelmed. It's just such a tremendous honor to even be nominated, let alone be voted in. You have to think about all of the men that played before I did, certainly the men that I played with and against, and then you look at the guys playing now. It's just a select few that make it in. I was fortunate to play with players on the Redskins defense that made it all work for me."

On Aug. 22, the Washington Redskins Charitable Foundation and Redskins Alumni Association held the 53rd annual Welcome Home Luncheon at the Gaylord National Resort and Convention Center in National Harbor, Md. The annual event celebrates the burgundy and gold and kicks off each football season with Redskins players, coaches and alumni.



The Redskins Welcome Home Luncheon is annually the only event where fans and corporate partners have the chance to spend time with the entire Redskins team. Each table is guaranteed at least one player or coach seated with the attendees. Proceeds from the event benefit the youth programs of the Washington Redskins Charitable Foundation and Redskins Alumni Association.

The Redskins used the 2014 event to honor their players for contributions both on and off the field. Tackle Trent Williams earned the 2013 Bobby Mitchell Offensive Player of the Year award, cornerback DeAngelo Hall earned the 2013 Sam Huff Defensive Player of the Year award, quarterback Robert Griffin III won the 2013 Redskins Salute Award for his efforts with the military, and running back Alfred Morris accepted the 2013 Community Service Award.

Also among the Redskins Alumni Association's premier events is the team's annual Alumni Homecoming celebration, which the Redskins hosted in 2014 during the team's Week 7 win against Tennessee. Not including staff and coaches, players in attendance represented nearly 500 combined seasons of Redskins service, 77 combined Super Bowl appearances, 47 combined Super Bowl titles, 25 members of the 80 Greatest Redskins, 14 Redskins Ring of Famers and five Pro Football Hall of Famers. In addition, as announced by Allen at the Welcome Home Luncheon in August, the Redskins used the Alumni Homecoming celebration to induct Super Bowl XXVI MVP Mark Rypien as the 46th member of the team's Ring of Fame.

"Homecoming and Alumni Weekend is very special," Rypien said. "We get to honor those that played before us that paved the path, that showed us what it was like to be a Redskin. We get to honor those who played after us that represented this organization. And last night, and throughout this day today, I get to honor those that I played with. A piece of every one of those players is up there with me along with the 56,000 fans at RFK Stadium that cheered us to a Super Bowl and greatness."

WORLD CHAMPIONSHIP LEGACY

The Washington Redskins' five World Championships are tied for fifth-most in NFL history.

| Franchise | Total | SB | NFL/AFL |
|----------------------------------|----------|----------|----------|
| 1. Green Bay Packers | 13 | 4 | 9 |
| 2. Chicago Bears | 9 | 1 | 8 |
| 3. New York Giants | 8 | 4 | 4 |
| 4. Pittsburgh Steelers | 6 | 6 | 0 |
| 5t. Washington Redskins | 5 | 3 | 2 |
| 5t. Dallas Cowboys | 5 | 5 | 0 |
| 5t. San Francisco 49ers | 5 | 5 | 0 |
| 8t. Detroit Lions | 4 | 0 | 4 |
| 8t. Baltimore/Indianapolis Colts | 4 | 2 | 2 |
| 8t. Cleveland Browns | 4 | 0 | 4 |

Combined NFL/AFL Championships (1920-66) and Super Bowls (1967-2013)



WHAT TO WATCH FOR THIS WEEK



- The Redskins and Vikings meeting in the regular season for a fifth consecutive season. This is only the third time since divisional realignment in 2002 that the Redskins have faced a non-divisional opponent in five consecutive seasons (Tampa Bay, 2003-07; St. Louis, 2008-12).
- The Redskins improving upon their 12-11 all-time record against the Vikings, including postseason play. The teams' all-time regular season record is currently knotted at 9-9.
- The Redskins making their TCF Bank Stadium debut. In regular season play, the Redskins were 1-1 against the Vikings at Metropolitan Stadium and 4-2 against the Vikings at the Metrodome.
- The Redskins adding to their 27 points on their first possessions of second halves this season, tied with Miami for most in the NFL.
- The Redskins forcing at least two turnovers in a third consecutive game for the first time since Weeks 15-17 of the 2013 season.
- The Redskins (nine) recording two receptions of 50 yards or more to surpass their full-season total from 2012 (seven) and match their full-season total from 2010 (nine).
- Kicker **Kai Forbath** maintaining the highest field goal percentage in team history among players with at least 50 field goal attempts (88.9 percent).
- Wide receiver **Pierre Garçon** recording two touchdown receptions to match his single-season best as a member of the Redskins (five in 2013).
- Running back **Roy Helu, Jr.** registering another 30-yard reception. In Weeks 1-6, Helu, Jr. became the first Redskins running back in records available dating back to 1994 to record a reception of at least 30 yards in three games in a single season.
- Wide receiver **DeSean Jackson** recording consecutive 100-yard receiving performances for the second time this season and posting four 100-yard efforts in a span of five games for the first time in his career.
- **Jackson** registering his fifth 100-yard receiving game this season to become the first Redskins receiver with five 100-yard receiving efforts in the first nine games of a season since Pro Football Hall of Famer Bobby Mitchell in 1962.
- **Jackson** adding to his league-leading totals in total touchdowns of 50-plus yards (20) and receptions of 50-plus yards (26) since entering the league in 2008.
- **Jackson** scoring another touchdown covering 50 yards or more to become the first member of the Redskins with four 50-yard touchdowns in a season since Santana Moss (four in 2005).
- **Jackson** recording a 50-plus yard touchdown to tie Ken Burroughs and Devin Hester (21) for sixth-most total touchdowns of 50 yards or more in the NFL since the 1970 merger.
- Defensive end **Frank Kearse** (3.0), safety **Brandon Meriweather** (3.0) and linebacker **Keenan Robinson** (1.5) adding to their career highs in sacks this season.
- Linebacker **Ryan Kerrigan** forcing a fumble to tie Ken Harvey (13) for the most forced fumbles by a member of the Redskins since 1994.
- **Kerrigan** recording one sack to match and/or 1.5 sacks to surpass his single-season career high (8.5) set previously in 2012 and 2013.
- **Kerrigan** recording two sacks to tie Andre Carter for seventh-most career sacks by a member of the Redskins since sacks became an official stat in 1982.
- Running back **Alfred Morris** (3,401) gaining 111 rushing yards to pass Cliff Battles (3,511) for seventh on the Redskins' all-time rushing yardage list.
- **Morris** (24) rushing for one touchdown to tie or two touchdowns to pass Earnest Byner (25) for seventh on the team's all-time rushing touch-

downs list.

- **Morris** rushing for a touchdown in consecutive games for the first time since Weeks 8-9 of the 2013 season.
- **Morris** rushing for 100 yards for the first time this season and the 11th time in his career.
- **Morris** starting his 41st consecutive regular season game, the second-longest active streak by an NFL running back (Frank Gore).
- Wide receiver **Santana Moss** scoring a touchdown to tie former teammate Clinton Portis for ninth-most total touchdowns in team history (49).
- Tight end **Niles Paul** adding to his 28 receptions and 411 receiving yards this season, already single-season career highs.
- Punter **Tress Way** continuing his pace of 49.7 yards per punt. If maintained, Way's average would rank second in team history, trailing only Sammy Baugh's full-season NFL record (51.4 yards per punt in 1940).
- **Way** recording a 60-yard punt to become the first Redskins punter to record a 60-yard punt in five games in a single season since Matt Turk (five in 1998).
- Fullback **Darrel Young** tying a career high with his fourth total touchdown of the season. Young had four touchdowns a season ago (three rushing, one receiving).

A WIN WOULD...

- ... give the Redskins wins in three consecutive games for the first time since winning seven straight to close the 2012 season.
- ... represent the Redskins' second win against an NFC opponent this season.
- ... be the Redskins' second road victory this year.
- ... surpass the Redskins' win total from a season ago (three) with their fourth victory of the season.
- ... improve the Redskins to 13-11 all-time against the Vikings and break a current 9-9 deadlock in regular season games against Minnesota.
- ... be the Redskins' first win in Minnesota since Dec. 23, 2007.

140 CHEAT SHEET

Three notes of interest this week in 140 characters or less:

1. With 100 yards Sunday, @DeSeanJackson11 can become the first @ Redskins WR with 5 100-yd games through 9 games since Bobby Mitchell in 1962.
2. Per @EliasSports, @ColtMcCoy is the 1st player to complete 80% of his passes and avg. 10 yds. per pass over his first two games with a team.
3. LB @RyanKerrigan91 can match his career high (8.5) with a sack on Sunday. #HBKerrigan

ALL-TIME WINS

The Redskins have the fifth-most victories in NFL history, including both regular season and postseason play.

| Franchise (Founded) | Total Wins |
|-------------------------------|------------|
| 1. Chicago Bears (1920) | 750 |
| 2. Green Bay Packers (1921) | 733 |
| 3. New York Giants (1925) | 688 |
| 4. Pittsburgh Steelers (1933) | 607 |
| 5. Washington Redskins (1932) | 591 |



HEAD COACH JAY GRUDEN

Jay Gruden was named the 29th head coach of the Washington Redskins on January 9, 2014.

Excluding interim coaches, Gruden, 46 at the time of his hiring, became the team's youngest head coaching hire since hiring eventual Pro Football Hall of Famer Joe Gibbs at 40 years of age in 1981. He became the first Redskins coach hired directly from an offensive coordinator role on another team since Norv Turner in 1994.

Before joining the Redskins, Gruden spent his previous three seasons as offensive coordinator for the Cincinnati Bengals. In his tenure in Cincinnati, the Bengals averaged 10 wins a season, making three consecutive playoff appearances and earning an AFC North championship in 2013. Members of the Bengals' offense accounted for seven Pro Bowl selections in his three seasons in Cincinnati.

Gruden was tasked with the development of quarterback Andy Dalton, a 2011 second-round pick. In three seasons together, Gruden helped Dalton to a 30-18 regular season record as a starter (.625), as Dalton's 30 wins in that time frame ranked tied for fifth-most among NFL quarterbacks. Dalton's 80 passing touchdowns rank third-most in NFL history for a quarterback in his first three seasons, trailing only Dan Marino (98) and Peyton Manning (85).

Prior to joining the Bengals, Gruden served two years with the Florida Tuskers of the United Football League from 2009-10. In 2009, Gruden served as offensive coordinator under current Redskins defensive coordinator Jim Haslett as the Tuskers compiled a 6-0 regular season record and earned a UFL championship game berth. In 2010, he assumed the roles of head coach and general manager and led the Tuskers to their second consecutive championship game appearance.

Gruden coached for seven seasons (2002-08) with the Tampa Bay Buccaneers, earning a Super Bowl championship ring as an offensive assistant in 2002. There he worked under his brother, Jon, then the Bucs' head coach, and current Redskins Executive Vice President/General Manager Bruce Allen, the Bucs' general manager from 2004-08. Gruden helped guide the Buccaneers to the team's first league championship, a 48-21 victory in Super Bowl XXXVII.

Gruden also ranks among the most outstanding players and coaches in the history of the Arena Football League, having won six combined league championships – four as a quarterback and two as a head coach. Gruden played quarterback (2002-03) and served as head coach (2004-08) of the AFL's Orlando Predators, all while simultaneously working as an offensive assistant with the Buccaneers. In all, Gruden served as head coach of the Predators for nine seasons (1998-2001 and 2004-08), leading the Predators to four championship game appearances and two league titles as a coach. During a two-year hiatus from coaching the Predators in 2002-03, he returned to the playing field as Orlando's quarterback, leading the Predators to playoff appearances in both seasons.

In his eight seasons as a player in the AFL, Gruden completed 1,673-of-2,775 passes (60.3 percent) for 21,578 yards with 398 touchdowns and 99 interceptions. In addition to his time with Orlando, he spent six seasons (1991-96) at quarterback for the Tampa Bay Storm, winning four AFL titles and being named MVP of ArenaBowl VII in 1993. He was also named the 1992 AFL Most Valuable Player and was honored with induction into the AFL Hall of Fame in 1999.

Gruden played quarterback for four seasons for former Redskins draft pick Howard Schnellenberger at the University of Louisville (1985-88) and was a two-time team MVP.

Gruden was born March 4, 1967 in Tiffin, Ohio. He and his wife, Sherry, have three sons — J.J., Joey and Jack.



Jay Gruden, 46 at the time of his hiring, became the youngest head coach hired by the Redskins on a non-interim basis since the team hired 40-year-old Joe Gibbs in 1981.

GRUDEN FOOTBALL TIMELINE

| | |
|------------|---|
| 1985-88: | Quarterback, University of Louisville |
| 1989: | Student Assistant, University of Louisville |
| 1990: | Quarterback, Barcelona Dragons and Sacramento Surge ^ |
| 1990-91: | Graduate Assistant, University of Louisville |
| 1991-96: | Quarterback, Tampa Bay Storm (AFL) |
| 1997: | Offensive Coordinator, Nashville Kats (AFL) |
| 1998-2001: | Head Coach, Orlando Predators (AFL) |
| 2002-08*: | Offensive Assistant, Tampa Bay Buccaneers |
| 2002-03*: | Quarterback, Orlando Predators |
| 2004-08*: | Head Coach, Orlando Predators |
| 2009: | Offensive Coordinator, Florida Tuskers (UFL) |
| 2010: | Head Coach, Florida Tuskers |
| 2011-13: | Offensive Coordinator, Cincinnati Bengals |
| 2014: | Head Coach, Washington Redskins |

^ World League of American Football

* Held jobs concurrently



THE GRUDEN FILE

GRUDEN BY THE NUMBERS

| | |
|---------------|--|
| 21,578 | Career passing yards in the AFL |
| 4,778 | Career postseason passing yards in the AFL, third-most all-time |
| 4,136 | Passing yards by the 2013 Bengals, a team record |
| 1999 | Year of induction into the AFL Hall of Fame |
| 430 | Points scored by the 2013 Bengals, third-most in Cincinnati history |
| 398 | Career AFL passing touchdowns |
| 84.0 | Percentage of goal-to-go drives culminating in TDs for the 2013 Bengals, tops in the NFL |
| 80 | Andy Dalton passing TDs under Gruden, third-most in an NFL player's first three years |
| 13 | Combined years as a quarterback in the NCAA, WLAF and AFL |
| 10 | NFL seasons coaching with the Buccaneers (2002-08) and Bengals (2011-13) |
| 6 | Arena Bowl championships (four as a player, two as a coach) |
| 5 | NFL teams, including Gruden's Bengals, to make three playoff appearances from 2011-13 |
| 4 | Ranking by the AFL on its 2012 list of the league's 25 Greatest Players |

REDSKINS COACHING HISTORY

The Washington Redskins have had 28 different head coaches preside over 29 head coaching tenures in team history.

| | | |
|-----|-----------------------------|----------------|
| 1. | Lud Wray | 1932 |
| 2. | Lone Star Dietz | 1933-34 |
| 3. | Eddie Casey | 1935 |
| 4. | Ray Flaherty | 1936-42 |
| 5. | Arthur "Dutch" Bergman | 1943 |
| 6. | Dudley DeGroot | 1944-45 |
| 7. | A.G. "Turk" Edwards | 1946-48 |
| 8. | John Whelchel | 1949 |
| 9. | Herman Ball | 1949-51 |
| 10. | Dick Todd | 1951 (Interim) |
| 11. | Earl "Curly" Lambeau | 1952-53 |
| 12. | Joe Kuharich | 1954-58 |
| 13. | Mike Nixon | 1959-60 |
| 14. | Bill McPeak | 1961-65 |
| 15. | Otto Graham | 1966-68 |
| 16. | Vince Lombardi | 1969 |
| 17. | Bill Austin | 1970 |
| 18. | George Allen | 1971-77 |
| 19. | Jack Pardee | 1978-80 |
| 20. | Joe Gibbs** | 1981-92 |
| 21. | Richie Petitbon | 1993 |
| 22. | Norv Turner | 1994-2000 |
| 23. | Terry Robiskie | 2000 (Interim) |
| 24. | Marty Schottenheimer | 2001 |
| 25. | Steve Spurrier | 2002-03 |
| 26. | Joe Gibbs** | 2004-07 |
| 27. | Jim Zorn | 2008-09 |
| 28. | Mike Shanahan | 2010-13 |
| 29. | Jay Gruden | 2014 |

Pro Football Hall of Famers **bolded and italicized**.

** Considered both the 20th and 26th head coach in franchise history

AFL HALL OF FAMER - CAREER STATS

| Year | Team | PASSING | | | | | | | RUSHING | | |
|--------------|-------------------|-------------|-------------|-------------|--------------|--------------|------------|-----------|-----------|------------|----------|
| | | Comp | Att | Pct | Yds | Rating | TD | Int | Att | Yds | TD |
| 1991 | Tampa Bay Storm | 127 | 199 | 63.8 | 1504 | 96.4 | 26 | 11 | 17 | 55 | 2 |
| 1992 | Tampa Bay Storm | 188 | 305 | 61.6 | 2568 | 107.6 | 50 | 15 | 13 | 37 | 0 |
| 1993 | Tampa Bay Storm | 187 | 312 | 59.9 | 2526 | 99.9 | 41 | 14 | 15 | 15 | 1 |
| 1994 | Tampa Bay Storm | 206 | 368 | 56.0 | 2622 | 98.1 | 49 | 12 | 9 | 32 | 2 |
| 1995 | Tampa Bay Storm | 198 | 352 | 56.3 | 2787 | 100.2 | 45 | 11 | 20 | 7 | 0 |
| 1996 | Tampa Bay Storm | 274 | 443 | 61.9 | 3616 | 114.0 | 70 | 14 | 8 | -14 | 0 |
| 2002 | Orlando Predators | 310 | 501 | 61.9 | 3621 | 101.1 | 68 | 20 | 7 | -4 | 0 |
| 2003 | Orlando Predators | 183 | 295 | 62.0 | 2334 | 123.5 | 49 | 2 | 3 | 2 | 0 |
| TOTAL | | 1673 | 2775 | 60.3 | 21578 | 105.7 | 398 | 99 | 92 | 130 | 5 |

HONORS: Most Valuable Player (1992), First-Team All-Arena (1992), All-Star Game (1993), First-Team All-Arena (1995), 10th Anniversary Team (1996), AFL Hall of Fame Inductee (1999), All-ArenaBowl Team (1999), Second-Team 15th Anniversary Team (2001), 20 Greatest Players - No. 4 (2006), 25 Greatest Players - No. 4 (2012)

ARENABOWL APPEARANCES: ArenaBowl V Champion (Quarterback, Tampa Bay Storm, 1991), ArenaBowl VII Champion* (Quarterback, Tampa Bay Storm, 1993), ArenaBowl IX Champion (Quarterback, Tampa Bay Storm, 1995), ArenaBowl X Champion (Quarterback, Tampa Bay Storm, 1996), ArenaBowl XII Champion (Head Coach, Orlando Predators, 1998), ArenaBowl XIII Runner-up (Head Coach, Orlando Predators, 1999), ArenaBowl XIV Champion (Head Coach, Orlando Predators, 2000), ArenaBowl XX Runner-up (Head Coach, Orlando Predators, 2006)

* Named ArenaBowl VII Most Valuable Player

AFL COACHING RECORD: 93-61 (.604)





LEAGUE LEADERS



Redskins Offense

- Ranks first in the NFL in yards per first-down play (6.52)
- Ranks first in the NFC and second in the NFL in yards per pass attempt (7.6)
- Ranks first in the NFC and second in the NFL in yards per reception (12.7)
- Ranks first in the NFC and second in the NFL in yards after catch (1,205)
- Ranks second in the NFL in total yards on first-down plays (1,539)
- Ranks first in the NFC and tied for second in the NFL in 25+ yard passes (21)
- Ranks second in the NFC and tied for second in the NFL in yards per play (6.2)
- Ranks tied for first in the NFC and tied for third in the NFL in longest pass reception (81 yards)
- Ranks second in the NFC and fifth in the NFL in net passing yards per game (289.5)
- Ranks third in the NFC and sixth in the NFL in completion percentage (67.5%)
- Ranks second in the NFC and tied for sixth in the NFL in rushing touchdowns (8)
- Ranks fourth in the NFC and seventh in the NFL in average yards after catch (6.2)
- Ranks fourth in the NFC and seventh in the NFL in total net yards per game (391.9)
- Ranks fourth in the NFC and eighth in the NFL in passing first downs (106)
- Ranks fifth in the NFC and eighth in the NFL in pass completions per game (24.1)
- Ranks sixth in the NFC in first downs passing percentage (37.1%)
- Ranks seventh in the NFC in the NFL in pass attempts per game (35.8)
- Ranks tied for seventh in the NFC in first downs per game (20.8)
- Ranks tied for seventh in the NFC in average time of possession (30:15)

Redskins Defense

- Ranks tied for first in the NFC and tied for second in the NFL in rushing touchdowns allowed (3)
- Ranks second in the NFC and fourth in the NFL in pass attempts allowed per game (32.3)
- Ranks first in the NFC and tied for fourth in lowest red zone touchdown percentage allowed (50.0%)
- Ranks third in the NFC and fourth in the NFL in least yards after catch allowed (758)
- Ranks fourth in the NFL in lowest yards after catch average (4.5)
- Ranks third in the NFC and fifth in the NFL in lowest 10+ yard rushes percentage allowed (8.0%)
- Ranks fifth in the NFC and tied for seventh in the NFL in least 10+ yard rushes allowed (17)
- Ranks third in the NFC and seventh in the NFL in net passing yards allowed per game (219.3)
- Ranks fourth in the NFC and tied for eighth in the NFL in least first downs passing allowed (89)
- Ranks fourth in the NFC and tied for eighth in the NFL in pass completions allowed per game (20.9)
- Ranks tied for fourth in the NFC and tied for eighth in the NFL in forced fumbles (7)
- Ranks third in the NFC and tied for ninth in the NFC in sacks (21)
- Ranks fifth in the NFC in lowest total net yards allowed (330.4)
- Ranks fifth in the NFC in lowest first downs passing percentage allowed (34.5%)
- Ranks seventh in the NFC in rushing yards allowed per game (111.1)

Redskins Special Teams

- Rank first in the NFL in punting average (48.4)
- Ranks first in the NFL in longest punt (77 yards)
- Ranks sixth in the NFC and eighth in the NFL in punt return average (10.9)
- Ranks tied for fifth in the NFC and tied for 10th in the NFL in field goal percentage (92.9%)
- Ranks third in the NFC in net punting average (40.4)
- Ranks seventh in the NFC in punt return long (37 yards)

Redskins Players

- Kirk Cousins ranks first in the NFC and second in the NFL in passing yards per completion (13.57)
- Cousins ranks first in the NFC and tied for second in the NFL in yards per pass attempt (8.4)
- Cousins ranks tied for first in the NFC and tied for third in the NFL in longest pass completion (81t)
- Cousins ranks tied for first in the NFC and tied for fifth in the NFL in 25+ yard passes (17)
- Cousins ranks fourth in the NFC and seventh in the NFL in passing yards per game (285.0)
- Cousins ranks fourth in the NFC and ninth in the NFL in least times sacked per passing play (3.8)
- Kai Forbath ranks tied for fifth in the NFC and tied for 10th in the NFL in field goal percentage (92.9%)
- Roy Helu Jr. ranks first in the NFL among running backs in 25+ yard receptions (4)
- Helu Jr. ranks second in the NFL in yards after catch average (12.0)
- Helu Jr. ranks second in the NFL among running backs in yards per reception (12.0)
- Helu Jr. ranks third in the NFC and fifth in the NFL among running backs in receiving yards (263)
- DeSean Jackson ranks first in the NFL in yards per reception (20.8)
- Jackson ranks tied for first in the NFC and tied for third in the NFL in longest reception (81t)
- Jackson ranks tied for first in the NFC and tied for third in the NFL in 25+ yard receptions (8)
- Jackson ranks fourth in the NFC and eighth in the NFL in receiving yards (664)
- Jackson ranks fifth in the NFC and 10th in the NFL in receiving yards per game (83.0)
- Ryan Kerrigan ranks first in the NFC and third in the NFL in sack yards (50.5)
- Kerrigan ranks second in the NFC and fourth in the NFL in sacks (7.5)
- Alfred Morris ranks third in the NFC and fifth in the NFL in rushing attempts (133)
- Morris tied for second in the NFC and tied for fifth in the NFL in rushing touchdowns (4)
- Morris ranks third in the NFC and sixth in the NFL in rushing yards (513)
- Morris ranks fourth in the NFC and sixth in the NFL rushing attempts per game (16.6)
- Morris ranks tied for sixth in the NFC in 10+ yard rushes (11)
- Niles Paul ranks first in the NFC and tied for first in the NFL among tight ends in 25+ yard receptions (5)
- Paul ranks second in the NFC and third in the NFL among tight ends in yards per reception (14.7)
- Paul ranks fourth in the NFC and seventh in the NFL among tight ends in receiving yards (411)
- Andre Roberts ranks second in the NFC and fourth in the NFL in percentage of receptions caught for first downs (82.6%)
- Roberts ranks seventh in the NFC and ninth in the NFL in punt return average (10.9)
- Keenan Robinson ranks fifth in the NFC and tied for eighth in the NFL in total tackles (67)
- Trenton Robinson ranks first in the NFC and tied for second in the NFL in special teams tackles (9)
- Tress Way ranks first in the NFL in punting average (49.7)
- Way ranks first in the NFL in longest punt (77)
- Way ranks second in the NFC and seventh in the NFL in net punting average (41.4)



NOTES FROM LAST GAME

The Washington Redskins defeated the Dallas Cowboys, 20-17, in overtime in front of an announced crowd of 87,055 people at AT&T Stadium on Monday night.

Kicker Kai Forbath converted a 40-yard field goal attempt on the first possession of overtime. The Redskins' defense followed by forcing a turnover on downs to give the Redskins their first overtime victory since a 30-24 win vs. San Diego on Nov. 3, 2013.

The Redskins are now 25-14-1 all-time in overtime games. The Redskins' 25 all-time overtime wins are tied with the Denver Broncos for the most all-time in regular season play.

Including a win last week, the Redskins have now won consecutive games for the first time since winning seven straight to close the 2012 season.

The Redskins appeared on Monday Night Football for the 65th time in team history. It was the 16th all-time meeting between the Redskins and Cowboys on Monday Night Football, the second-most played matchup in Monday Night Football history.

The Redskins earned their first Monday night win against Dallas since the "Monday Night Miracle" on Sept. 19, 2005 in which the Redskins erased a 13-0 deficit with two Santana Moss touchdowns in the final four minutes for a 14-13 victory.

The Redskins evened their all-time Monday night record against the Cowboys at 8-8 with the win.

The victory represented the Redskins' first overtime win against Dallas since Nov. 2, 1975. In that game, quarterback Billy Kilmer's one-yard touchdown run gave the Redskins a 30-24 overtime win.

The victory was the Redskins' first win on Monday Night Football since Dec. 3, 2012 vs. the New York Giants.

Quarterback Colt McCoy made his first start as a member of the Redskins. It was McCoy's first NFL start since Dec. 8, 2011 as a member of the Cleveland Browns.

McCoy completed 25-of-30 passes for 299 yards and a passer rating of 94.3. McCoy's 83.3 percent completion percentage was the highest of his career among games he has started. It is the fourth-highest completion percentage by a Redskins quarterback with at least 20 attempts since the 1970 AFL-NFL merger.

McCoy scored on a seven-yard run in the third quarter, the second rushing touchdown of his career and his first since Nov. 7, 2010 as a member of the Browns.

The rushing touchdown was the first by a Redskins quarterback since Robert Griffin III scored on a third-quarter run vs. Dallas in Week 17 of the 2012 season.

Wide receiver DeSean Jackson gained a team-high 136 receiving yards on six receptions.

Jackson recorded a 49-yard reception in the second quarter and a 45-yard reception in the third quarter. They were his 41st and 42nd career receptions of 40 yards or more, most in the NFL since he entered the league in 2008. Jackson has seven such receptions this season, most in the NFL.

The 100-yard receiving game was the 24th of Jackson's career and his fourth as a member of the Redskins in 2014. Jackson's four 100-yard receiving games are the most by a member of the Redskins in the first eight games of a season since Santana Moss in 2005.

The Redskins finished the game with five sacks, the most by any team against Dallas this season.

Running back Alfred Morris gained 73 yards on 18 rushing attempts. With the effort, Morris (3,401) passed Mike Thomas (3,359) for No. 8 on the Redskins' all-time rushing yardage list.

Morris scored his fourth rushing touchdown of the year on a five-yard touchdown run on the Redskins' first drive of the second half.

The Redskins now have 27 points on the opening possessions of second halves this season, tied with Miami for most in the NFL.

The rushing touchdown was Morris' seventh against the Cowboys in his career. Morris entered the game with the most rushing touchdowns against Dallas of any active NFL player.

The touchdown was the 24th of Morris' career, pushing him past Cliff Battles (23) into sole possession of eighth place on the Redskins' all-time list.

Morris extended his streak of consecutive games against Dallas with at least one rushing touchdown to five games, the longest in team history.

Morris recorded a season-long 29-yard carry in the third quarter.

Andre Roberts matched his season and career long with a 37-yard punt return in the first quarter. Roberts' long was set previously in Week 2 vs. Jacksonville.

Safety Brandon Meriweather recorded career highs in sacks (two) and forced fumbles (two) in addition to posting seven tackles (all solo) and a fumble recovery. Meriweather is the first member of the Redskins in records available dating back to 1994 to record two sacks, two forced fumbles and a fumble recovery in the same game.

Meriweather recorded his second sack of the season, dropping Cowboys quarterback Tony Romo in the first quarter.

Later in the quarter, Meriweather forced a fumble by Cowboys running back Joseph Randle. It was Meriweather's first forced fumble of the season and his first since Week 17 last season. On the play, linebacker Trent Murphy recorded his first career fumble recovery.

In the second quarter, Meriweather recorded his first fumble recovery of the season and his first since Week 12 of the 2013 season vs. San Francisco. The fumble was forced by cornerback Bashaud Breeland, his second forced fumble of the season.

Meriweather's three sacks this season surpass his career high (2.0) set with the New England Patriots in 2008.

The Redskins opened the scoring with a 44-yard Forbath field goal on the team's opening drive. The Redskins have now scored on opening drives in consecutive games for the first time since Weeks 5-6 of the 2013 season.

Linebacker Perry Riley, Jr. recorded his second sack of the season in the first quarter.

Linebacker Ryan Kerrigan recorded his 32nd career sack in the second quarter, giving him 7.5 on the season, one shy of his career high.

Linebacker Keenan Robinson recorded the first full sack of his career, dropping Romo in the third quarter. Robinson now has 1.5 career sacks, all this season.

The Redskins forced three fumbles for the first time since Week 11 of the 2012 season vs. Philadelphia.

Tackle Tom Compton, wide receiver Ryan Grant and linebacker Trent Murphy made their first NFL starts.

Linebacker Everette Brown made his Redskins debut.

Punter Tress Way had a career-high three punts downed inside the 20.

The Redskins did not allow a rushing touchdown for the third consecutive game. This marks the second three-game stretch this season in which the team has held opponents without a rushing touchdown (Weeks 1-3).

The win represents the Redskins' first against an NFC opponent this season and their first against an NFC East opponent since Week 17 of the 2012 season (vs. Dallas).



THE OPPONENT



Under the guidance of new head coach Mike Zimmer, the Vikings are 3-5 this season and currently sit fourth in the NFC North standings.

Rookie quarterback Teddy Bridgewater has appeared in five games this season with four starts. Bridgewater has completed 93-of-155 passes (60.0 percent) for 1,053 yards. He has thrown for two touchdowns and five interceptions.

tions.

Running back Jerick McKinnon leads the Vikings in rushing with 392 yards on 76 carries (5.2 avg.) this season. Running back Matt Asiata has shared the load, contributing 251 yards on 74 rushing attempts and a team-high three rushing touchdowns.

Veteran receiver Greg Jennings leads the Vikings in receptions in his second season in Minnesota. Jennings has caught 29 passes for 383 yards (13.2 avg.) with two touchdowns in 2014.

Safety Robert Blanton has recorded a team-high 55 tackles (35 solo) this season. Defensive end Everson Griffen leads the Vikings with 8.0 sacks, and safety Harrison Smith has contributed a team-high three interceptions.

Blair Walsh has kicking duties for Minnesota. Walsh is 16-of-19 on field goal attempts this season (84.2 percent). Jeff Locke has punted 44 times with a 44.9-yard average this season.

Marcus Sherels handles punt return duties for the Vikings. Sherels has returned 19 punts for 161 yards (8.5 avg.) this season. Cordarrelle Patterson is the team's primary kick returner and has gained 470 yards on 19 kickoff returns (24.7 avg.) in 2014.

MATCHUP: NFL RANKINGS

OFFENSE

| REDSKINS | | VIKINGS |
|----------|---------------|---------|
| 23 | Pts/Game | 29 |
| 2 | Yds/Play | 30 |
| 7 | Yds/Game | 29 |
| 19 | Rush Yds/Game | 11 |
| 5 | Pass Yds/Game | 31 |
| 29 | 3rd Down Pct. | 28 |
| 12t | Time of Poss. | 18 |

DEFENSE

| REDSKINS | | VIKINGS |
|----------|---------------|---------|
| 22 | Pts/Game | 12 |
| 11 | Yds/Play | 6 |
| 11 | Yds/Game | 8 |
| 15 | Rush Yds/Game | 17 |
| 7 | Pass Yds/Game | 4 |
| 16 | 3rd Down Pct. | 7 |

MIKE ZIMMER

Mike Zimmer was hired as the ninth Head Coach in Vikings history on January 15, 2014. Zimmer enters his 21st season on an NFL sideline, the past 14 working as defensive coordinator for Cincinnati (2008-13), Atlanta (2007) and Dallas (2000-06).

Zimmer has been a part of 11 playoff teams in his NFL tenure and teams that have won 7 Division titles. He coached the Cow-



boys DBs when the team won Super Bowl XXX over Pittsburgh after the 1995 season. Since 2009, Zimmer's Bengals defenses ranked in the NFL's top 10 in total defense 4 times, climbing to No. 3 in 2013. Since 2011, the Bengals ranked No. 2 in the NFL with 139 sacks (46.3 per season) and have allowed 18.8 points per game, ranking #4 in the NFL in points allowed. The 2013 Bengals posted 20 INTs, the 5th-best mark in the NFL.

The Bengals notched top-10 defensive rankings in 2009, '11, '12 and '13 after only cracking the NFL's top 10 once in 18 seasons prior to Zimmer joining the team. The Bengals notched top-10 defensive rankings in 2009, '11, '12 and '13 after only cracking the NFL's top 10 once in 18 seasons prior to Zimmer joining the team. During his tenure, Zimmer coached 2012 consensus All-Pro honors defensive tackle Geno Atkins. In 2013, linebacker Vontaze Burfict became a Pro Bowler from an undrafted rookie free agent in 2012. Atkins became the 1st Bengals defensive lineman since Tim Krumrie in 1988 to earn a Pro Bowl trip and Burfict was the first Bengals LB to be honored since Jim LeClair in 1976.

Zimmer contribute to top-10 defenses for Dallas in both a 4-3 and 3-4 scheme. The 2003 Cowboys defense ranked #1 in the NFL with only 253.3 yards per game allowed. During Zimmer's tenure in Dallas as DBs coach (1994-99) and Defensive Coordinator (2000-06) the team ranked in the Top 5 of NFL scoring defense a total of six times. The 1995 Cowboys won Super Bowl XXX over Pittsburgh and one of Zimmer's pupils, CB Larry Brown, won the Super Bowl MVP award with a pair of INTs in the game. Brown is 1 of only 3 DBs to earn Super Bowl MVP honors in the history of the game.

Before moving to the NFL ranks, Zimmer spent 15 seasons coaching at the collegiate level. He spent his final five seasons in the college ranks as defensive coordinator at Washington State from 1989-93. Zimmer was at Weber State from 1981-88, serving as defensive coordinator from 1983-88. He entered the coaching profession at Missouri where he served as an assistant from 1979-80.

Zimmer played QB and later LB at Illinois State, earning a degree in physical education. He has 3 children, son Adam and daughters Corri and Marki. Adam is coaching the Vikings LBs after having spent time with Kansas City, New Orleans and Cincinnati as an assistant LBs and DBs coach. The father-son duo has both earned Super Bowl titles with Adam's coming following the 2009 season when the Saints won Super Bowl XLIV over Indianapolis.

Vikki Zimmer, Mike's wife of 27 years, passed away in Cincinnati on October 8, 2009. The Pro Football Writers of America recognized Zimmer overcoming the tragedy and the Bengals No. 4 ranked defense playing a key role in winning then AFC North title by voting him the winner of the Halas Award for the season, an annual award presented to the individual in the NFL that overcame the most adversity to succeed.



REDSKINS/VIKINGS CONNECTIONS

Former Vikings on Redskins:

Offensive Line Coach Chris Foerster (Offensive Line/Tight Ends, 1993-95).

Outside Linebackers Coach Brian Baker (Defensive Line, 2001 and 2004-05, Linebackers, 2002-03)

C Kory Lichtensteiger (2009)

Former Redskins on Vikings:

Defensive Coordinator George Edwards (Assistant Defensive Coordinator/ Linebackers, 2002 and Defensive Coordinator, 2003)

Offensive Coordinator Norv Turner (Head Coach, 1994-00)

Defensive Backs Coach Jerry Gray (Defensive Backs, 2006-09)

Running Backs Coach Kirby Wilson (Running Backs, 2000)

Vikings from the D.C./Maryland/Virginia area:

S Antone Exum, Jr. (Glen Allen, Va.)

Redskins from Minnesota:

T Tom Compton (Rosemount, Minn.)

Vikings who went to college in the D.C./Maryland/Virginia area:

Special Teams Coordinator Mike Priefer (Navy)

S Antone Exum, Jr. (Virginia Tech)

Notable Pro Connections:

Head Coach Jay Gruden was the Offensive Coordinator (2011-13) in Cincinnati when Vikings Head Coach Mike Zimmer was the Defensive Coordinator (2008-13) and Linebackers Coach Adam Zimmer was the Assistant Defensive Backs Coach (2013).

DE Stephen Bowen (2006-10) and DE Jason Hatcher (2006-13) played in Dallas when Zimmer was the Defensive Coordinator there (2000-06).

S Ryan Clark played for the New York Giants (2002-03) when Vikings Special Teams Coordinator Mike Priefer was the Assistant Special Teams Coordinator there (2003-05).

T Tyler Polumbus played in Denver (2008-09) when Priefer held the same position there (2009-10).

Polumbus played in Seattle when Vikings Defensive Backs Coach Jerry Gray held the same position there in 2010.

Assistant Special Teams Coach Bradford Banta played tight end/long snapper in Buffalo in 2004 when Gray was the Defensive Coordinator there.

Defensive Line Coach Jacob Burney was the Defensive Ends Coach in Denver when Vikings Defensive Line Coach Andre Patterson held the same position there from 2005-06.

G Shawn Lauvao played in Cleveland in 2013 when Vikings Offensive Coordinator Norv Turner held the same position and Tight Ends Coach Kevin Stefanski was the Wide Receivers Coach.

Head Coach Jay Gruden was an Offensive Assistant in Tampa Bay and Defensive Backs Coach Raheem Morris held various defensive coaching positions when Running Backs Coach Kirby Wilson held the same position there from 2002-03.

S Ryan Clark played in Pittsburgh (2006-13) when Wilson held the same position there (2007-13).

DL Chris Baker played with Vikings OL Joe Berger in Miami in 2010.

DE Stephen Bowen and DE Jason Hatcher also played with Berger in Dallas from 2007-08 and with Vikings S Andrew Sendejo in 2010.

WR Pierre Garçon played with Vikings OT Charlie Johnson in Indianapolis from 2008-10 and FB Jerome Felton in 2011.

Notable College Connections:

TE Logan Paulsen (2008-09) and K Kai Forbath (2008-10) played with Vikings P Jeff Locke (2009-10) at UCLA.

TE Jordan Reed (2009-12) played with Vikings DT Sharrif Floyd (2010-12) at Florida.

RB Chris Thompson (2009-12) played with Vikings QB Christian Ponder (2009-10) and CB Xavier Rhodes (2010-12) at Florida State.

DE Clifton Geathers (2007-09) played with Vikings LB Jasper Brinkley (2006-08) and CB Captain Munnerlyn (2006-08) at South Carolina.

CB E.J. Biggers and Vikings WR Greg Jennings played together at Western Michigan in 2005.

WR Aldrick Robinson (2007-10) and G Josh LeRibeus (2008-11) played with Vikings FB Zach Line (2009-12) at SMU.

T Trent Williams (2006-09) played with Vikings T Phil Loadholt (2007-08) at Oklahoma.

QB Colt McCoy (2005-09) played with Vikings DE Brian Robison (2002-06) at Texas.

LB Trent Murphy (2009-13) played with Vikings G David Yankey (2011-13) at Stanford.



Redskins Head Coach Jay Gruden (above) and Vikings Head Coach Mike Zimmer worked together from 2011-13 as the Offensive Coordinator and Defensive Coordinator, respectively, of the Cincinnati Bengals.



SERIES HISTORY

Sunday's matchup between the Redskins and Vikings is the 19th regular season meeting and their fifth in as many seasons. The all-time regular season series between the two franchises stands tied, 9-9.

The Redskins hold a 12-11 overall series lead on the Vikings, including a 3-2 record against Minnesota in postseason games. The 2013-14 seasons will mark the first time in series history that the Redskins will face the Vikings on the road in consecutive regular seasons, though 2014 will represent the Redskins' first visit to TCF Bank Stadium after facing the Vikings at the Metrodome a season ago.

Included below are the 23 all-time games contested between the Redskins and Vikings. Postseason games are indicated with asterisks:

| Date | Game | Result |
|-------------|---------------|--------------|
| 11/3/1968 | at Minnesota | 27-14 L |
| 11/8/1970 | vs. Minnesota | 19-10 L |
| 9/18/1972 | at Minnesota | 24-21 W |
| 12/22/1973* | at Minnesota | 27-20 L |
| 11/30/1975 | vs. Minnesota | 31-30 W |
| 12/18/1976* | at Minnesota | 35-20 L |
| 11/2/1980 | vs. Minnesota | 39-14 L |
| 1/15/1983* | vs. Minnesota | 21-7 W |
| 11/29/1984 | at Minnesota | 31-17 W |
| 11/2/1986 | vs. Minnesota | 44-38 (OT) W |
| 12/26/1987 | at Minnesota | 27-24 (OT) W |
| 1/17/1988* | vs. Minnesota | 17-10 W |
| 10/25/1992 | at Minnesota | 15-13 W |
| 1/2/1993* | at Minnesota | 24-7 W |
| 12/31/1993 | vs. Minnesota | 14-9 L |
| 10/18/1998 | at Minnesota | 41-7 L |
| 1/2/2005 | vs. Minnesota | 21-18 W |
| 9/11/2006 | vs. Minnesota | 19-16 L |
| 12/23/2007 | at Minnesota | 32-21 W |
| 11/28/2010 | vs. Minnesota | 17-13 L |
| 12/24/2011 | vs. Minnesota | 33-26 L |
| 10/14/2012 | vs. Minnesota | 38-26 W |
| 11/7/2013 | at Minnesota | 34-27 L |



SERIES NOTABLES

Below are some notable games and streaks from Washington's 23-game all-time series with the Minnesota Vikings, dating back to the franchises' first meeting in 1968.

Washington defeated the Vikings, 38-26, in Week 6 in 2012. This week, Washington will try to win its first road game in Minnesota since a 32-21 win against the Vikings on Dec. 23, 2007.

Most Points Scored, Redskins:

44 (Nov. 2, 1986)

Most Points Scored, Vikings:

41 (Oct. 18, 1998)

Largest Redskins Margin of Victory:

17 (Jan. 2, 1993)

Largest Redskins Margin of Defeat:

34 (Oct. 18, 1998)

Longest Redskins Winning Streak:

Won 7 (1983-93)

Longest Redskins Losing Streak:

Lost 2 (Four times, most recently 2010-11)



Dexter Manley (72) celebrates as Dave Butz sacks Vikings quarterback Wade Wilson during the Redskins' 17-10 win in NFC Championship on Jan. 17, 1988.



Quarterback Robert Griffin III rushed for a 76-yard touchdown in the fourth quarter to help clinch Washington's 38-26 win against the Vikings in 2012.



SERIES SUPERLATIVES

REDSKINS

PASSING

| | | |
|-------------|-----|--|
| Completions | 26 | Rex Grossman, 12/24/11 |
| Attempts | 49 | Billy Kilmer, 12/18/76 |
| Yards | 378 | Jay Schroeder, 11/02/86 |
| TDs | 3 | Robert Griffin III, 11/07/13 Billy Kilmer, 11/30/75 |

RUSHING

| | | |
|----------|-----|-------------------------|
| Attempts | 37 | John Riggins, 01/15/83 |
| Yards | 185 | John Riggins, 01/15/83 |
| TDs | 3 | George Rogers, 11/02/86 |

RECEIVING

| | | |
|------------|-----|--|
| Receptions | 8 | Ricky Sanders, 12/26/87 |
| Yards | 164 | Ricky Sanders, 12/26/87 |
| TDs | 2 | Ricky Sanders, 12/26/87 Frank Grant, 11/30/75 |

DEFENSE

| | | |
|---------------|---|------------------------|
| Sacks | 3 | Fred Stokes, 01/02/93 |
| Interceptions | 2 | Alvin Walton, 12/26/87 |

VIKINGS

PASSING

| | | |
|-------------|-----|----------------------------|
| Completions | 35 | Christian Ponder, 10/14/12 |
| Attempts | 52 | Christian Ponder, 10/14/12 |
| Yards | 490 | Tommy Kramer, 11/02/86 |
| TDs | 4 | Tommy Kramer, 11/02/86 |

RUSHING

| | | |
|----------|-----|---|
| Attempts | 31 | Chester Taylor, 09/11/06 |
| Yards | 109 | Toby Gerhart, 12/24/11 |
| TDs | 2 | 6 Times Last Time: Adrian Peterson, 11/07/13 |

RECEIVING

| | | |
|------------|-----|---|
| Receptions | 11 | Percy Harvin, 10/14/12 |
| Yards | 179 | Steve Jordan, 11/02/86 |
| TDs | 2 | 5 Times Last Time: Leo Lewis, 11/02/86 |

DEFENSE

| | | |
|---------------|-----|--------------------------|
| Sacks | 2.5 | Kevin Williams, 11/07/13 |
| Interceptions | 2 | Larry Brune, 11/02/80 |

CAREER STATS VS. VIKINGS

Projected Offensive Starters

QB Colt McCoy:

First game vs. Vikings

RB Alfred Morris (two games):

42 att., 186 yards, 1 TD
1 rec., 9 yards

FB Darrel Young (four games):

3 rec., 39 yards, 1 TD

WR Pierre Garçon (two games):

7 rec., 119 yards, 1 TD

WR DeSean Jackson (two games):

12 rec., 227 yards, 1 TD

TE Jordan Reed (one game):

6 rec., 62 yards, 1 TD

Projected Defensive Starters

(Stats according to STATS, INC.)

DE Jarvis Jenkins (two games):

3 tackles (1 solo)

NT Chris Baker (two games):

2 tackles (1 solo)

DE Jason Hatcher (three games):

5 tackles (4 solo), 1 FF

OLB Ryan Kerrigan (three games):

8 tackles (6 solo), 1 PD

JLB Perry Riley, Jr. (four games):

22 tackles (11 solo), 1.0 sack, 2 PD

MLB Keenan Robinson (one game):

1 solo tackle

OLB Trent Murphy:

First game vs. Vikings

CB Bashaud Breeland:

First game vs. Vikings

CB David Amerson (one game):

No defensive stats recorded

S Brandon Meriweather (two games):

12 tackles (8 solo), 1 INT, 1 PD

S Ryan Clark (four games):

16 tackles (13 solo), 1 PD



TALE OF THE TAPE

OFFENSE

| REDSKINS | | VIKINGS |
|----------|-------------------------|---------|
| 171 | Points | 139 |
| 27 | Points in 1st Quarter | 27 |
| 56 | Points in 2nd Quarter | 39 |
| 34 | Points in 3rd Quarter | 20 |
| 51 | Points in 4th Quarter | 47 |
| 19 | Offensive Touchdowns | 11 |
| 8 | Rushing TDs | 6 |
| 11 | Passing TDs | 5 |
| 0 | Returns | 2 |
| 18 | Field Goals | 16 |
| 3135 | Yards From Scrimmage | 2496 |
| 391.9 | Yards Per Game | 312.0 |
| 504 | Total Plays | 509 |
| 6.2 | Avg. Per Play | 4.9 |
| 9/6 | Fumbles/Lost | 5/1 |
| 10 | Had Intercepted | 11 |
| 32/96 | Third-down Conversions | 38/111 |
| 33.3 | Third-down Percentage | 34.2 |
| 3/6 | Fourth-down Conversions | 2/5 |
| 50.0 | Fourth-down Percentages | 40.0 |
| 61/575 | Penalties/Yards | 56/462 |
| 30:15 | Time of Possession Avg. | 29:50 |

PASSING

| | | |
|-------|--------------------------|-------|
| 286 | Pass Attempts | 270 |
| 193 | Pass Completions | 156 |
| 67.5 | Completion Percentage | 57.8 |
| 2316 | Passing Yards | 1522 |
| 289.5 | Avg. Yards/Game | 190.3 |
| 11 | Passing Touchdowns | 5 |
| 10 | Interceptions | 11 |
| 92.1 | Rating | 65.7 |
| 17 | Times Sacked | 28 |
| 21 | Completions of 25+ yards | 12 |

RUSHING

| | | |
|-------|---------------------|-------|
| 201 | Rush Attempts | 211 |
| 819 | Rush Yards | 974 |
| 4.07 | Yards Per Carry | 4.62 |
| 102.4 | Yards Per Game | 121.8 |
| 8 | Touchdowns | 6 |
| 31 | First Downs | 46 |
| 25 | Rushes of 10+ yards | 27 |

RECEIVING

| | | |
|-------|-------------------------|-------|
| 193 | Receptions | 156 |
| 2442 | Receiving yards | 1700 |
| 12.7 | Yards Per Catch | 10.9 |
| 305.3 | Yards Per Game | 212.5 |
| 11 | Touchdowns | 5 |
| 106 | First Downs | 82 |
| 21 | Receptions of 25+ yards | 12 |

DEFENSE

| REDSKINS | | VIKINGS |
|----------|-------------------------|---------|
| 200 | Points | 173 |
| 31 | Points in 1st Quarter | 51 |
| 83 | Points in 2nd Quarter | 48 |
| 19 | Points in 3rd Quarter | 34 |
| 67 | Points in 4th Quarter | 40 |
| 20 | Offensive Touchdowns | 19 |
| 3 | Rushing TDs | 6 |
| 17 | Passing TDs | 13 |
| 3 | Returns | 2 |
| 13 | Field Goals | 9 |
| 2643 | Yards From Scrimmage | 2590 |
| 330.4 | Yards Per Game | 323.8 |
| 492 | Total Plays | 495 |
| 5.4 | Avg. Per Play | 5.2 |
| 13/5 | Fumbles/Lost | 12/4 |
| 3 | Had Intercepted | 7 |
| 45/108 | Third-down Conversions | 38/104 |
| 41.7 | Third-down Percentage | 36.5 |
| 2/4 | Fourth-down Conversions | 4/6 |
| 50.0 | Fourth-down Percentages | 66.7 |
| 69/554 | Penalties/Yards | 63/534 |
| 29:45 | Time of Possession Avg. | 30:10 |

PASSING

| | | |
|-------|--------------------------|-------|
| 258 | Pass Attempts | 259 |
| 167 | Pass Completions | 174 |
| 64.7 | Completion Percentage | 67.2 |
| 1754 | Passing Yards | 1697 |
| 219.3 | Avg. Yards/Game | 212.1 |
| 17 | Passing Touchdowns | 13 |
| 3 | Interceptions | 7 |
| 104.0 | Rating | 93.0 |
| 21 | Times Sacked | 25 |
| 14 | Completions of 25+ yards | 11 |

RUSHING

| | | |
|-------|---------------------|-------|
| 213 | Rush Attempts | 211 |
| 889 | Rush Yards | 893 |
| 4.17 | Yards Per Carry | 4.23 |
| 111.1 | Yards Per Game | 111.6 |
| 3 | Touchdowns | 6 |
| 41 | First Downs | 41 |
| 17 | Rushes of 10+ yards | 20 |

RECEIVING

| | | |
|-------|-------------------------|-------|
| 167 | Receptions | 174 |
| 1913 | Receiving yards | 1830 |
| 11.5 | Yards Per Catch | 10.5 |
| 239.1 | Yards Per Game | 228.8 |
| 17 | Touchdowns | 13 |
| 89 | First Downs | 95 |
| 14 | Receptions of 25+ yards | 11 |



LAST MEETING



Vikings 34, Redskins 27

Associated Press
Nov. 7, 2013

MINNEAPOLIS -- The Minnesota Vikings found a way to stop Robert Griffin III and the Washington Redskins, showing late resolve after a series of final-minute collapses.

Adrian Peterson ran for 75 yards and two touchdowns, and the Vikings forced Griffin into three straight incompletions from the 4-yard line to hold on for a 34-27 victory Thursday night.

After losing three games this year in the final minute, the Vikings finally pulled one out.

"There were many times during the course of that game where they could've gone, 'Oh, no, here we go again,'" coach Leslie Frazier said.

Christian Ponder went 17-for-21 for 174 yards with two touchdowns and an interception for Minnesota before leaving late in the third quarter with a dislocated shoulder on his non-throwing left arm. John Carlson had seven catches for 98 yards and a touchdown, and rookie Cordarrelle Patterson also had a scoring reception for the Vikings (2-7).

"We just played the way we were supposed to," Ponder said. "We executed like an NFL team is supposed to, especially a 10-6 playoff team like we were last year. We really needed that, to help out with our confidence, and now that's our expectation for the rest of the year."

Griffin was 24-for-37 for 281 yards, three touchdowns and no turnovers for the Redskins (3-6), who led 27-14 early in the third quarter. He also ran seven times for 44 yards, but the Vikings took him down for four sacks for 39 yards in the second half, including 2 1/2 by Kevin Williams.

The Redskins committed eight penalties for 63 yards.

"You can't do that," Redskins coach Mike Shanahan said. "You've got to keep your poise. You make mistakes like that and so often it will cost you the game."

With the Redskins out of timeouts, Griffin ran for 12 yards on fourth-and-1 at his own 49 right after the 2-minute warning. After a run to the 4, the Vikings stopped the clock. Wide receiver Greg Jennings was livid on the sideline, but Frazier defended the timeout to give the drained defense a rest and allow at least a few seconds for a comeback in case the Redskins scored.

But Griffin's next two passes were incomplete, to Jordan Reed and Pierre Garcon. On fourth-and-goal with 32 seconds left, his throw to the corner of the end zone was caught by Santana Moss with only one foot inbounds.

"It felt like we were in control, and when you walk off the field with a loss, it's very disheartening," Griffin said, "but I don't think anyone on this team is going to quit."

The Vikings didn't.

"That was an awesome feeling," Peterson said, adding: "Through the adversity we've been through, guys just continued to fight."

Blair Walsh kicked two fourth-quarter field goals for the Vikings after Peterson's second score gave them a 28-27 lead late in the third quarter.

That drive started at the Washington 41, thanks to an unnecessary roughness call. Ponder scrambled and slung a third-and-12 laser to Jarius Wright for a first down at the sideline, and later said Wright was so wide open he laughed as he threw the ball. Then, Ponder took off for the 14-yard run that knocked him out of the game, and an official replay reversed the touchdown call after he dived at the pylon and rolled out of bounds.

"Nothing seems to faze him," Carlson said, adding: "He showed a lot of heart."

Ponder said he plans to be ready for the team's next game in 10 days against the Seattle Seahawks.

"My expectations are, I'm going to be back next week," Ponder said. "We've got a great athletic training staff. They're going to do me right. I'm going to do everything I can to be back next Sunday."

Matt Cassel came in, and Peterson scored to give the Vikings the lead on the next play.

"We can't let a team like that score that many points. It's totally on us. We were sleepwalking at times," Redskins linebacker Brian Orakpo said.

The Redskins scored on their first five possessions with broken tackle after broken tackle. They converted seven of eight third downs in the first half and held the ball for more than two-thirds of the elapsed game time.

That all changed after the break.

"You always want to be able to rush the passer with the game on the line," Williams said. "It was nice to finish it this time."

Game notes: Carlson scored for the first time since 2010. In his first 1 1/2 seasons with the Vikings, he had a total of 19 catches for 104 yards. ... Alfred Morris ran 26 times for 139 yards for the Redskins, who outgained the Vikings 433-307 in total yards. ... Williams had his first multisack game for the Vikings since Oct. 18, 2009. ... Garcon had his second straight 100-yard receiving game and has 803 yards this season. Garcon, Reed and Logan Paulsen had TD catches.

VIKINGS DEF. REDSKINS, 34-27

| | Redskins | Vikings |
|--|----------|----------|
| TOTAL FIRST DOWNS | 27 | 22 |
| By Rushing | 9 | 6 |
| By Passing | 17 | 14 |
| By Penalty | 1 | 2 |
| THIRD DOWN EFFICIENCY | 9-16-56% | 6-10-60% |
| FOURTH DOWN EFFICIENCY | 1-2-50% | 0-0-0% |
| TOTAL NET YARDS | 433 | 307 |
| Total Offensive Plays (inc. times thrown passing) | 77 | 52 |
| Average gain per offensive play | 5.6 | 5.9 |
| NET YARDS RUSHING | 191 | 91 |
| Total Rushing Plays | 36 | 24 |
| Average gain per rushing play | 5.3 | 3.8 |
| Tackles for a loss-number and yards | 1-1 | 4-9 |
| NET YARDS PASSING | 242 | 216 |
| Times thrown - yards lost attempting to pass | 4-39 | 1-5 |
| Gross yards passing | 281 | 221 |
| PASS ATTEMPTS-COMPLETIONS-HAD INTERCEPTED | 37-24-0 | 27-21-1 |
| Avg gain per pass play (inc.# thrown passing) | 5.9 | 7.7 |
| KICKOFFS Number-In End Zone-Touchbacks | 6-0-0 | 7-6-4 |
| PUNTS Number and Average | 3-45.0 | 1-50.0 |
| Had Blocked | 0 | 0 |
| FGs - PATs Had Blocked | 0-0 | 0-0 |
| Net Punting Average | 33.7 | 50.0 |
| TOTAL RETURN YARDAGE (Not Including Kickoffs) | 30 | 34 |
| No. and Yards Punt Returns | 1-0 | 2-34 |
| No. and Yards Kickoff Returns | 3-74 | 6-98 |
| No. and Yards Interception Returns | 1-30 | 0-0 |
| PENALTIES Number and Yards | 8-63 | 1-7 |
| FUMBLES Number and Lost | 1-0 | 1-0 |
| TOUCHDOWNS | 3 | 4 |
| Rushing | 0 | 2 |
| Passing | 3 | 2 |
| EXTRA POINTS Made-Attempts | 3-3 | 4-4 |
| Kicking Made-Attempts | 3-3 | 4-4 |
| FIELD GOALS Made-Attempts | 2-2 | 2-2 |
| RED ZONE EFFICIENCY | 3-5-60% | 3-3-100% |
| GOAL TO GO EFFICIENCY | 3-5-60% | 2-2-100% |
| SAFETIES | 0 | 0 |
| FINAL SCORE | 27 | 34 |
| TIME OF POSSESSION | 36:01 | 23:59 |



2014 NFL STANDINGS AND RANKINGS

NATIONAL FOOTBALL CONFERENCE

East Division

| Team | W | L | T | Pct | Conf | Div | Streak |
|-----------------|----------|----------|----------|-------------|--------------|--------------|--------------|
| Cowboys | 6 | 2 | 0 | .750 | 4-2-0 | 1-1-0 | Lost 1 |
| Eagles | 5 | 2 | 0 | .714 | 3-2-0 | 2-0-0 | Lost 1 |
| Giants | 3 | 4 | 0 | .429 | 2-4-0 | 1-2-0 | Lost 2 |
| Redskins | 3 | 5 | 0 | .375 | 1-4-0 | 1-2-0 | Won 2 |

North Division

| Team | W | L | T | Pct | Conf | Div | Streak |
|---------|---|---|---|------|-------|-------|--------|
| Lions | 6 | 2 | 0 | .750 | 5-1-0 | 2-0-0 | Won 3 |
| Packers | 5 | 3 | 0 | .625 | 3-3-0 | 2-1-0 | Lost 1 |
| Bears | 3 | 5 | 0 | .375 | 2-2-0 | 0-1-0 | Lost 2 |
| Vikings | 3 | 5 | 0 | .375 | 3-3-0 | 0-2-0 | Won 1 |

South Division

| Team | W | L | T | Pct | Conf | Div | Streak |
|------------|---|---|---|------|-------|-------|--------|
| Panthers | 3 | 4 | 1 | .438 | 3-2-0 | 1-0-0 | Lost 2 |
| Saints | 3 | 4 | 0 | .429 | 3-3-0 | 1-1-0 | Won 1 |
| Falcons | 2 | 6 | 0 | .250 | 2-4-0 | 2-0-0 | Lost 5 |
| Buccaneers | 1 | 6 | 0 | .143 | 0-5-0 | 0-3-0 | Lost 3 |

West Division

| Team | W | L | T | Pct | Conf | Div | Streak |
|-----------|---|---|---|------|-------|-------|--------|
| Cardinals | 6 | 1 | 0 | .857 | 4-0-0 | 1-0-0 | Won 3 |
| 49ers | 4 | 3 | 0 | .571 | 3-2-0 | 1-1-0 | Lost 1 |
| Seahawks | 4 | 3 | 0 | .571 | 3-2-0 | 0-1-0 | Won 1 |
| Rams | 2 | 5 | 0 | .286 | 2-4-0 | 1-1-0 | Lost 1 |

AMERICAN FOOTBALL CONFERENCE

East Division

| Team | W | L | T | Pct | Conf | Div | Streak |
|----------|---|---|---|------|-------|-------|--------|
| Patriots | 6 | 2 | 0 | .750 | 4-2-0 | 2-1-0 | Won 4 |
| Bills | 5 | 3 | 0 | .625 | 2-3-0 | 2-1-0 | Won 2 |
| Dolphins | 4 | 3 | 0 | .571 | 3-2-0 | 1-1-0 | Won 2 |
| Jets | 1 | 7 | 0 | .125 | 1-4-0 | 0-2-0 | Lost 7 |

North Division

| Team | W | L | T | Pct | Conf | Div | Streak |
|----------|---|---|---|------|-------|-------|--------|
| Bengals | 4 | 2 | 1 | .643 | 3-2-0 | 2-0-0 | Won 1 |
| Ravens | 5 | 3 | 0 | .625 | 2-3-0 | 2-2-0 | Lost 1 |
| Steelers | 5 | 3 | 0 | .625 | 4-2-0 | 1-2-0 | Won 2 |
| Browns | 4 | 3 | 0 | .571 | 3-3-0 | 1-2-0 | Won 1 |

South Division

| Team | W | L | T | Pct | Conf | Div | Streak |
|---------|---|---|---|------|-------|-------|--------|
| Colts | 5 | 3 | 0 | .625 | 5-2-0 | 3-0-0 | Lost 1 |
| Texans | 4 | 4 | 0 | .500 | 3-2-0 | 1-1-0 | Won 1 |
| Titans | 2 | 6 | 0 | .250 | 2-4-0 | 1-2-0 | Lost 2 |
| Jaguars | 1 | 7 | 0 | .125 | 1-5-0 | 0-2-0 | Lost 1 |

West Division

| Team | W | L | T | Pct | Conf | Div | Streak |
|----------|---|---|---|------|-------|-------|--------|
| Broncos | 6 | 1 | 0 | .857 | 4-0-0 | 2-0-0 | Won 4 |
| Chargers | 5 | 3 | 0 | .625 | 4-2-0 | 1-2-0 | Lost 2 |
| Chiefs | 4 | 3 | 0 | .571 | 3-2-0 | 1-1-0 | Won 2 |
| Raiders | 0 | 7 | 0 | .000 | 0-6-0 | 0-1-0 | Lost 7 |

REDSKINS SEASON RANKINGS

| OFFENSE | No. | Rank (NFL/NFC) |
|------------------------|----------|----------------|
| Yards / Game | 391.9 | 7/4 |
| Yards / Play | 6.22 | 2/2 |
| Rushing Yards / Game | 102.4 | 19/9 |
| Rushing Yards / Play | 4.07 | 19/11 |
| Passing Yards / Game | 289.5 | 5/2 |
| Passing Yards / Play | 8.1 | 2/1 |
| Interception Rate | 3.50% | 29/15 |
| Sacks / Pass Attempt | 5.94% | 13/5 |
| First Downs / Game | 20.8 | 14t/7t |
| 3rd Down Pct | 33.33% | 29/15 |
| 4th Down Pct | 50.00% | 8t/3t |
| Red Zone Pct | 56.52% | 16t/10 |
| Goal to Go% | 73.33% | 19/9 |
| Avg Time of Possession | 30:15:00 | 12t/7t |
| Points / Game | 21.4 | 23/11 |

| DEFENSE | No. | Rank (NFL/NFC) |
|---------------------------|--------|----------------|
| Yards / Game | 330.4 | 11/5 |
| Yards / Play | 5.37 | 11/5 |
| Rushing Yards / Game | 111.1 | 15/7 |
| Rushing Yards / Play | 4.17 | 17/9 |
| Passing Yards / Game | 219.3 | 7/3 |
| Passing Yards / Play | 6.8 | 13/5 |
| Interception Rate | 1.16% | 29/15 |
| Sacks / Pass Attempt | 8.14% | 8/3 |
| First Downs / Game | 18.8 | 5/3 |
| 3rd Down Pct | 41.67% | 16/6 |
| 4th Down Pct | 50.00% | 16t/5t |
| Red Zone Pct | 50.00% | 4t/1 |
| Goal to Go% | 81.82% | 22/11 |
| Points / Game | 25 | 22/10 |
| Point Differential / Game | -3.6 | 22t/10t |
| Yard Differential / Game | 61.5 | 3/1 |

| SPECIAL TEAMS | No. | Rank (NFL/NFC) |
|----------------------|--------|----------------|
| Field Goals Made | 92.86% | 10t/5t |
| Punt Return Avg | 10.9 | 8/6 |
| Kickoff Return Avg | 19 | 29/15 |
| Punt Coverage Avg | 8.8 | 20/8 |
| Kickoff Coverage Avg | 27.2 | 27/14 |

2014 SCORING CHANGES

Week 1 at Houston

9:14 remaining in second quarter:

Hatcher sack changed to aborted play

6:06 remaining in second quarter:

Return credited for 27 yds. Line of scrimmage was the HOU10.

7:26 remaining in fourth quarter:

Penalty for six yards, not five

Week 2 vs. Jacksonville

12:37 remaining in first quarter:

Sack credit has been changed to split by Orakpo and Hatcher

13:27 remaining in second quarter:

Sack credit has been changed to a full sack for Hatcher



SKINFORMATION

PRONUNCIATION GUIDE

PLAYER PRONUNCIATION GUIDE

| | |
|---------------------|---------------------|
| David Amerson | AM-urh-sun |
| Stephen Bowen | BO-en |
| Bashaud Breeland | BUSH-aud |
| Greg Ducre | doo-CRAY |
| Kai Forbath | (rhymes with eye) |
| Pierre Garçon | Gar-SOAN |
| Kedric Golston | KEH-drick GOAL-stun |
| Roy Helu, Jr. | Heh-lu |
| Duke Ihenacho | EE-ah-NAH-cho |
| Frank Kearse | KEERse |
| Shawn Lauvao | Lah-VOW |
| Josh LeRibeus | Luh-REE-bus |
| Kory Lichtensteiger | LICK-ten-STY-grr |
| Chris Neild | KNEELed |
| Brian Orakpo | uh-RACK-po |
| Aldrick Robinson | ALL-drick |
| Darrel Young | DUH-rell |

COACHING STAFF PRONUNCIATION GUIDE

| | |
|----------------|-------------|
| Chris Foerster | FUR-ster |
| Ben Kotwica | Cot-WEE-kuh |

A NOTE ON NAMES

Please include suffixes for the names of nose tackle Barry Cofield, Jr., quarterback Robert Griffin III, running back Roy Helu, Jr., line-backer Perry Riley, Jr. and running back Silas Redd, Jr. when possible. In addition, for all text media, please include the cedilla on the “c” in the name of wide receiver Pierre Garçon. On a full keyboard, the ç character can be inserted by holding ALT while typing “0231” on the numpad.

ROSTER SUPERLATIVES


As of Oct. 28:

| | |
|------------------------------|--|
| Tallest Players | Clifton Geathers and Tyler Polumbus (6’8”) |
| Average Height | 6’ 1.6” |
| Heaviest Player | Trent Williams (337 lbs.) |
| Lightest Player | DeSean Jackson (178 lbs.) |
| Average Weight | 245.7 lbs |
| Oldest Player | Santana Moss (35) |
| Youngest Player | Silas Redd (22 years, 7 months, 28 days) |
| Average Age | 26.3 years |

WEEK 9 SCHEDULE

| Thursday, Oct. 30 | TIME (ET) | TV |
|--------------------------------|----------------|------------|
| New Orleans at Carolina | 8:25 PM | NFL |
| Sunday, Nov. 2 | | |
| Tampa Bay at Cleveland | 1:00 PM | FOX |
| Arizona at Dallas | 1:00 PM | FOX |
| Philadelphia at Houston | 1:00 PM | FOX |
| NY Jets at Kansas City | 1:00 PM | CBS |
| Jacksonville at Cincinnati | 1:00 PM | CBS |
| San Diego at Miami | 1:00 PM | CBS |
| Washington at Minnesota | 1:00 PM | FOX |
| St. Louis at San Francisco | 4:05 PM | FOX |
| Denver at New England | 4:25 PM | CBS |
| Oakland at Seattle | 4:25 PM | CBS |
| Baltimore at Pittsburgh | 8:30 PM | NBC |
| Monday, Nov. 3 | | |
| Indianapolis at NY Giants | 8:30 PM | ESPN |

MEDIA GUIDE INFORMATION



The 2014 Washington Redskins Media Guide is available for download online by directing your browser to <http://redskins.1stroundmediagroup.com>.

The bookmarked PDF includes:

- Bios for executives, coaches, players and other team personnel
- Rosters and pronunciation guides
- 2013 recap information
- Team history and records
- Information on FedExField, Redskins Park and Training Camp
- 2014 media policies and guidelines

The guide can be downloaded in PDF format and can be viewed with Adobe Acrobat Reader, which can be downloaded for free at get.adobe.com/reader. No printed or flash drive copies are available.

Furthermore, updated weekly information will be made available throughout the season on the team’s online medial portal, located at redskins.1stroundmediagroup.com.



WEEK 8 IN REVIEW

COLT'S COMPLETION PERCENTAGE

In Week 8 at Dallas, quarterback Colt McCoy made his first start as a member of the Redskins and his first NFL start since Dec. 8, 2011 as a member of the Cleveland Browns. The Texas native completed 25-of-30 passes for 299 yards and a passer rating of 94.3.

McCoy's 83.3 percent completion percentage was the highest of his career among games he has started. It is the fourth-highest completion percentage by a Redskins quarterback with at least 20 attempts since the 1970 AFL-NFL merger and the most by a Redskins quarterback with at least 30 attempts.

Included below are the Redskins' top 10 performances by completion percentage since 1960 (minimum 20 att.).

SINGLE-GAME COMPLETION PERCENTAGE (REDSKINS QBS SINCE 1960, MIN. 20 ATT.):

| Date | Player | Opp. | Comp/Att | Pct. |
|-------------------|-------------------|------------|--------------|-------------|
| 9/24/2006 | Mark Brunell | HOU | 24/27 | 88.9 |
| 12/5/2004 | Patrick Ramsey | NYG | 19/22 | 86.4 |
| 10/7/1984 | Joe Theismann | IND | 17/20 | 85.0 |
| 10/27/2014 | Colt McCoy | DAL | 25/30 | 83.3 |
| 10/26/2008 | Jason Campbell | DET | 23/28 | 82.1 |
| 11/23/1969 | Sonny Jurgensen | ATL | 26/32 | 81.3 |
| 9/30/1990 | Stan Humphries | PHX | 20/25 | 80.0 |
| 10/7/2007 | Jason Campbell | DET | 23/29 | 79.3 |
| 11/29/1984 | Joe Theismann | MIN | 19/24 | 79.2 |
| 11/25/1984 | Joe Theismann | BUF | 26/33 | 78.8 |

SECOND HALF STARTS

Trailing 7-3 at halftime in Dallas, the Redskins received the ball to start the second half and immediately strung together an eight-play, 80-yard drive lasting 5:09 and culminating with a five-yard go-ahead touchdown run by running back Alfred Morris.

The drive and the touchdown align with a pattern of success the offense has had scoring points coming out of the locker room after halftime under the guidance of Head Coach Jay Gruden and Offensive Coordinator Sean McVay this season. Through Week 8, the Redskins have scored 27 points on their first possession of the second halves this season, tied with Miami for most in the NFL. Last season, the Redskins scored 30 points on such drives in 16 games.

POINTS ON FIRST POSSESSION OF SECOND HALVES (NFL, 2014):

| Rank | Team | Poss | Points | Avg Pts | TD Eff. | Score % |
|-----------|-----------------|----------|-----------|-------------|-------------|-------------|
| 1t | Redskins | 8 | 27 | 3.38 | 37.5 | 62.5 |
| 1t | Dolphins | 7 | 27 | 3.86 | 42.9 | 71.4 |
| 3t | Bears | 8 | 24 | 3.00 | 37.5 | 50.0 |
| 3t | Packers | 8 | 24 | 3.00 | 37.5 | 50.0 |
| 3t | Steelers | 8 | 24 | 3.00 | 37.5 | 50.0 |
| 3t | Buccaneers | 7 | 24 | 3.43 | 42.9 | 57.1 |
| 7t | Falcons | 8 | 21 | 2.63 | 37.5 | 37.5 |
| 7t | Bills | 8 | 21 | 2.63 | 37.5 | 37.5 |
| 7t | Cowboys | 8 | 21 | 2.63 | 37.5 | 37.5 |
| 7t | Texans | 8 | 21 | 2.63 | 37.5 | 37.5 |
| 7t | Colts | 8 | 21 | 2.63 | 37.5 | 37.5 |
| 7t | Chargers | 8 | 21 | 2.63 | 37.5 | 37.5 |



Quarterback Colt McCoy made his first start as a member of the Redskins at Dallas in Week 8. McCoy completed 83.3 percent of his passes, the highest by any Redskins quarterback with at least 30 attempts.

COWBOY KEEP-AWAY

Prior to their Week 8 meeting with the Washington Redskins, the Dallas Cowboys ranked second in the NFL in average time of possession, averaging an even 34:00 minutes of possession per game en route to a 6-1 start.

The Redskins reversed the script in the team's meeting on *Monday Night Football*, holding the ball for a total of 38:12, the team's second-highest possession time in the first eight weeks of the season.

REDSKINS' TIME OF POSSESSION (2014, WEEKS 1-8):

| Date | Game | T.O.P. | Result |
|-------------------|-------------------|--------------|----------------|
| 9/14/2014 | vs. Jaguars | 39:01 | 41-10 W |
| 10/27/2014 | at Cowboys | 38:12 | 20-17 W |
| 9/21/2014 | at Eagles | 34:48 | 34-37 L |
| 9/7/2014 | at Texans | 30:54 | 6-17 L |
| 10/19/2014 | vs. Titans | 29:04 | 19-17 W |
| 10/12/2014 | at Cardinals | 25:41 | 20-30 L |
| 10/6/2014 | vs. Seahawks | 25:04 | 17-27 L |
| 9/25/2014 | vs. Giants | 22:43 | 14-45 L |

Conversely, the Cowboys' possession time of 28:37 was their second shortest of the 2014 season. In fact, excluding 1:32 elapsed time on the Cowboys' lone overtime drive, the Redskins held the Cowboys to 27:05 of possession in regulation, which would be their lowest of the first eight weeks.

COWBOYS' TIME OF POSSESSION (2014, WEEKS 1-8):

| Date | Game | T.O.P. | DAL Result |
|-------------------|---------------------|--------------|----------------|
| 9/14/2014 | at Titans | 41:11 | 26-10 W |
| 10/12/2014 | at Seahawks | 37:39 | 30-23 W |
| 10/5/2014 | vs. Texans | 36:07 | 20-17 W |
| 9/28/2014 | vs. Saints | 34:45 | 38-17 W |
| 10/19/2014 | vs. Giants | 33:49 | 31-21 W |
| 9/7/2014 | vs. 49ers | 31:24 | 17-28 L |
| 10/27/2014 | vs. Redskins | 28:37 | 17-20 L |
| 9/21/2014 | at Rams | 27:10 | 34-31 W |



WEEK 7 IN REVIEW

GAME-WINNING FG SINCE 2000

The Redskins may be beginning a trend of homecoming heroics, as the team registered a second consecutive walkoff victory on its annual Alumni Homecoming game in 2014. A year after fullback Darrel Young scored a one-yard touchdown run in overtime to beat the San Diego Chargers during Alumni Homecoming weekend in 2013, kicker Kai Forbath converted a 22-yard field goal in the final seconds of regulation to give the Redskins a 19-17 victory against the Tennessee Titans in Week 7 this season.

The game-winning field goal — part of Forbath's career-high four field goals on the day — was the second of Forbath's career and his first since Dec. 9, 2012 vs. Baltimore. The game-winner was Forbath's first of his career in regulation, as his first career game-winning field goal against Baltimore in 2012 came in overtime. The game-winner with no time remaining in regulation was the Redskins' first since Nick Novak's last-second 47-yard field goal to defeat the Dallas Cowboys, 22-19, on Nov. 5, 2006. Forbath would add another game-winner a week later, hitting a 40-yard field goal in overtime to help the Redskins defeat Dallas.

Included below are all of the Redskins' eventual game-winning field goals in the final two minutes of regulation or in overtime.

GAME-WINNING FIELD GOALS SINCE 2000

(OVERTIME OR <2:00 REMAINING IN 4TH QUARTER):

| Date | Opp. | Qtr. | Kicker | Yds | Final |
|------------|------|------|----------------|-----|---------|
| 10/27/2014 | DAL | OT | Kai Forbath | 40 | 20-17 W |
| 10/19/2014 | TEN | 4 | Kai Forbath | 22 | 19-17 W |
| 12/9/2012 | BAL | OT | Kai Forbath | 34 | 31-28 W |
| 9/30/2012 | TB | 4 | Billy Cundiff | 41 | 24-22 W |
| 9/18/2011 | ARI | 4 | Graham Gano | 34 | 22-21 W |
| 12/26/2010 | JAX | OT | Graham Gano | 31 | 20-17 W |
| 11/21/2010 | TEN | OT | Graham Gano | 48 | 19-16 W |
| 10/10/2010 | GB | OT | Graham Gano | 33 | 16-13 W |
| 11/4/2007 | NYJ | OT | Shaun Suisham | 46 | 23-20 W |
| 9/9/2007 | MIA | OT | Shaun Suisham | 39 | 16-13 W |
| 11/5/2006 | DAL | 4 | Nick Novak | 47 | 22-19 W |
| 10/2/2005 | SEA | OT | Nick Novak | 39 | 20-17 W |
| 9/4/2003 | NYJ | 4 | John Hall | 33 | 16-13 W |
| 10/21/2001 | CAR | OT | Brett Conway | 23 | 17-14 W |
| 10/8/2000 | PHI | 4 | Michael Husted | 24 | 17-14 W |
| 10/1/2000 | TB | OT | Michael Husted | 20 | 20-17 W |

QB DUOS

In Week 7, Colt McCoy and Kirk Cousins became the first quarterback duo to each complete at least 10 passes in the same game for the Redskins since 2007. They are the 10th Redskins duo to do so since 1970.

MULTIPLE QUARTERBACKS WITH 10+ COMPLETIONS

(REDSKINS SINGLE GAMES SINCE 1970):

| Date | Opp. | Players (Yds.) |
|------------|------|---|
| 10/19/2014 | TEN | Colt McCoy (11) & Kirk Cousins (10) |
| 12/6/2007 | CHI | Todd Collins (15) & Jason Campbell (10) |
| 12/8/2002 | NYG | Danny Wuerffel (13) & Patrick Ramsey (12) |
| 12/3/2000 | NYG | Brad Johnson (14) & Jeff George (10) |
| 11/19/1995 | SEA | Gus Frerotte (14) & Heath Shuler (10) |
| 9/25/1994 | ATL | John Friesz (17) & Heath Shuler (10) |
| 11/4/1990 | DET | Stan Humphries (13) & Jeff Rutledge (30) |
| 10/4/1981 | SF | Tom Flick (12) & Joe Theismann (10) |
| 10/6/1974 | CIN | Sonny Jurgensen (12) & Billy Kilmer (12) |
| 9/23/1973 | STL | Billy Kilmer (14) & Sonny Jurgensen (12) |



Kicker Kai Forbath connects on a 22-yard field goal with no time remaining to give the Redskins a 19-17 victory against the Tennessee Titans in Week 7.

4-FOR-FORBATH

With his 4-for-4 performance on field goal attempts in Week 7, Kai Forbath became the 28th Redskins kicker since the 1970 merger to post a 100 percent field goal percentage with a minimum of four made field goals. Forbath's 100.0 percent performance with four successful kicks was the Redskins' first since Billy Cundiff's 4-for-4 game in the 2012 season opener.

100 PERCENT FIELD GOAL ACCURACY

(REDSKINS SINGLE GAMES SINCE 1970, MIN. 4 FG):

| Date | Kicker | Opp. | FG | FGA |
|------------|----------------|------|----|-----|
| 10/19/2014 | Kai Forbath | TEN | 4 | 4 |
| 9/9/2012 | Billy Cundiff | NO | 4 | 4 |
| 12/24/2011 | Graham Gano | MIN | 4 | 4 |
| 12/4/2011 | Graham Gano | NYJ | 4 | 4 |
| 9/28/2008 | Shaun Suisham | DAL | 4 | 4 |
| 11/4/2007 | Shaun Suisham | NYJ | 5 | 5 |
| 12/10/2006 | Shaun Suisham | PHI | 4 | 4 |
| 12/18/2004 | Jeff Chandler | SF | 4 | 4 |
| 10/5/2003 | John Hall | PHI | 4 | 4 |
| 10/27/2002 | James Tuthill | IND | 4 | 4 |
| 12/30/2001 | Brett Conway | NO | 4 | 4 |
| 11/20/2000 | Eddie Murray | STL | 4 | 4 |
| 12/15/1996 | Scott Blanton | ARI | 4 | 4 |
| 11/17/1996 | Scott Blanton | PHI | 4 | 4 |
| 11/27/1994 | Chip Lohmiller | NYG | 4 | 4 |
| 10/25/1992 | Chip Lohmiller | MIN | 5 | 5 |
| 9/9/1991 | Chip Lohmiller | DAL | 4 | 4 |
| 12/30/1990 | Chip Lohmiller | BUF | 5 | 5 |
| 9/23/1990 | Chip Lohmiller | DAL | 4 | 4 |
| 12/10/1989 | Chip Lohmiller | SD | 4 | 4 |
| 9/23/1984 | Mark Moseley | NE | 4 | 4 |
| 11/13/1983 | Mark Moseley | NYG | 4 | 4 |
| 12/12/1982 | Mark Moseley | STL | 4 | 4 |
| 11/8/1981 | Mark Moseley | DET | 4 | 4 |
| 12/10/1977 | Mark Moseley | STL | 4 | 4 |
| 11/18/1973 | Curt Knight | BAL | 5 | 5 |
| 10/15/1972 | Curt Knight | STL | 4 | 4 |
| 11/15/1970 | Curt Knight | NYG | 4 | 4 |



DESEAN JACKSON



The Washington Redskins knew first-hand what kind of playmaking ability wide receiver DeSean Jackson possesses. In six years as a Philadelphia Eagle, Jackson faced the Redskins 11 times, catching 32 passes for 572 yards (17.9 avg.) with five receiving touchdowns, his most receiving touchdowns against any opponent.

So when Jackson hit the free agent market on March 28, the Redskins were quick to act, signing the three-time Pro Bowler on April 2. Now the Redskins and first-year head coach Jay Gruden have set about finding ways to feature the dynamic seventh-year playmaker as part of its arsenal of weapons in 2014.

“You want to get people involved. That’s what the beauty of this offense hopefully is – being able to spread the ball around,” Gruden said during training camp. “We are able to get the running game involved, we are able to get Andre Roberts, DeSean and Pierre Garçon their touches and Robert [Griffin III] whatever he needs to do. Darrel Young, Jordan Reed, even [Logan] Paulsen, we’ve got to try to get everybody involved.”

It’s been Jackson’s explosiveness that has turned heads his entire career since entering the league in 2008. Jackson leads the NFL in receptions of 50-plus yards (26) and total touchdowns of 50-plus yards (20) in that time-frame.

Jackson’s explosiveness and flair for the dramatic took center stage in Week 3 in his return to Philadelphia. Despite being questionable after suffering an injury to his AC joint a week earlier, Jackson played and played spectacularly against the Eagles, posting a season-high 117 receiving yards on five receptions including an 81-yard touchdown on a bomb in his return. He would add touchdowns of 60 yards and 64 yards in Week 5 and Week 6, respectively.

In Week 3, Jackson and Garçon became the first Redskins to accumulate 100 receiving yards in the same game since Laveranues Coles (180) and Rod Gardner (118) accomplished the feat at Atlanta on Sept. 13, 2003. With Garçon and Jackson comprising a one-two receiving punch among Washington’s array of offensive weapons for 2014, the question was posed to Jackson early in training camp: Will there be enough touches to keep everyone happy?

“I’m sure that’s the question everyone will want to know. Honestly, me and Andre [Roberts] were just talking about it earlier. It’s very dangerous and it’s very scary – I’d rather be on the team that has all the weapons,” Jackson said. “With me, Tana [Santana Moss], Pierre, J-Reed [Jordan Reed], Roberts, it’s so many options – Alfred Morris. There’s just so many options that regardless of how you play it... If somebody doesn’t get double teamed, another receiver is going to be open.”

“I’d rather be on the team with all the weapons.”

- Wide receiver DeSean Jackson in response to a question about if there are enough touches to keep all of Washintgon’s offensive threats happy

Jackson’s addition was called a “hand-in-glove” fit by Pro Bowl left tackle Trent Williams, and it’s how Jackson fits both with and without the ball that Gruden envisions helping the attack.

“Some days DeSean will have 10 catches for 200 yards. Maybe he will have two catches for eight yards. We don’t know how it’s going to play out, how the defenses are going to cover us,” Gruden said. “The coverage should dictate where the ball goes and hopefully with the weapons that we have, a certain guy can make a defense pay depending on how they are playing us.”

Jackson joined the Redskins following a season in which he posted career highs in receptions (82) and receiving yards (1,332) and matched his career high in receiving touchdowns (nine).

“Honestly, man,” Jackson opined when asked his expectations for 2014. “I just want to help my team win games.”



DIALING LONG DISTANCE

No NFL player has more total touchdowns covering 50+ yards than DeSean Jackson since 2008:

| Player | 2014 Team | 50+ Yard TD |
|-------------------|-----------|-------------|
| 1. DESEAN JACKSON | WAS | 20 |
| 2. Chris Johnson | NYJ | 14 |
| 3. Calvin Johnson | DET | 13 |
| 4. Jordy Nelson | GB | 12 |

YARDS PER RECEPTION

DeSean Jackson’s 17.5 yards per reception since entering the NFL in 2008 is the most among players with at least 300 catches:

| Player | 2014 Team | Avg. |
|---------------------|-----------|--------------|
| 1. DESEAN JACKSON | WAS | 17.5 (17.48) |
| 2. Vincent Jackson | TB | 17.5 (17.46) |
| 3. Calvin Johnson | DET | 16.3 |
| 4. Mike Wallace | MIA | 15.9 |
| 5. Steve Smith, Sr. | BAL | 15.6 |

DEEP THREAT

No NFL player has more receptions of 50+ yards than DeSean Jackson since 2008:

| Player | 2014 Team | 50+ Yard Rec |
|----------------------|-----------|--------------|
| 1. DESEAN JACKSON | WAS | 26 |
| 2. Calvin Johnson | DET | 21 |
| 3. Mike Wallace | MIA | 17 |
| 4t. Jordy Nelson | GB | 16 |
| 4t. Steve Smith, Sr. | BAL | 16 |



NO. 11 BY THE NUMBERS



50-YARD RECEPTIONS

DeSean Jackson's 26 receptions of 50 yards or more since entering the league in 2008 are the most in the NFL. Provided below are each of Jackson's 26 receptions of 50-plus yards.

| Date | Opponent | Quarterback | Yards |
|-------------------|------------------|---------------------|------------|
| 12/12/2010 | Cowboys | Michael Vick | 91t |
| 11/15/2010 | Redskins | Michael Vick | 88t |
| 9/21/2014 | Eagles | Kirk Cousins | 81t |
| 11/5/2012 | Saints | Michael Vick | 77t |
| 9/20/2009 | Saints | Kevin Kolb | 71t |
| 10/12/2014 | Cardinals | Kirk Cousins | 64t |
| 9/27/2009 | Chiefs | Kevin Kolb | 64t |
| 1/1/2012 | Redskins | Michael Vick | 62t |
| 9/15/2013 | Chargers | Michael Vick | 61t |
| 10/2/2011 | 49ers | Michael Vick | 61 |
| 9/26/2010 | Jaguars | Michael Vick | 61t |
| 10/6/2014 | Seahawks | Kirk Cousins | 60t |
| 12/12/2010 | Cowboys | Michael Vick | 60 |
| 12/13/2009 | Giants | Donovan McNabb | 60t |
| 9/15/2008 | Cowboys | Donovan McNabb | 60 |
| 11/3/2013 | Raiders | Nick Foles | 59 |
| 12/20/2009 | 49ers | Donovan McNabb | 59 |
| 11/7/2010 | Colts | Michael Vick | 58 |
| 10/6/2014 | Seahawks | Kirk Cousins | 57 |
| 10/26/2009 | Redskins | Donovan McNabb | 57t |
| 10/6/2013 | Giants | Michael Vick | 56 |
| 11/10/2013 | Packers | Nick Foles | 55t |
| 11/1/2009 | Giants | Donovan McNabb | 54t |
| 9/19/2010 | Lions | Michael Vick | 53 |
| 12/15/2013 | Vikings | Nick Foles | 51 |
| 10/18/2009 | Raiders | Donovan McNabb | 51 |

50-YARD RECEPTIONS IN A SEASON

Jackson's four receptions of 50-plus yards this season are tied for the second-most by a member of the Redskins since 2000.

| Player | Season | 50-Yd. Rec. |
|---------------------------|-------------|-------------|
| 1. Santana Moss | 2005 | 5 |
| T2. DeSean Jackson | 2014 | 4 |
| T2. Anthony Armstrong | 2010 | 4 |

50-YARD TOUCHDOWNS SINCE 1970

DeSean Jackson is one of 10 players to record at least 20 total touchdowns covering 50 yards or more since the 1970 merger.

| Player | Team(s) | 50+ Yard TD |
|---------------------------|----------------|-------------|
| 1. Jerry Rice | SFO | 36 |
| 2. Randy Moss | MIN/OAK/NWE | 29 |
| 3. Terrell Owens | Five teams | 27 |
| 4. Steve Smith | CAR/BAL | 24 |
| 5. Joey Galloway | SEA/DAL/TAM | 22 |
| T6. Ken Burrough | HOU | 21 |
| T6. Devin Hester | CHI/ATL | 21 |
| T8. DeSean Jackson | PHI/WAS | 20 |
| T8. Mel Gray | STL | 20 |
| T8. Stanley Morgan | NWE | 20 |

Note: Teams listed are only ones for which the listed player recorded at least one 50-yard touchdown.

SINGLE-GAME RECEIVING AVERAGES (2014)

DeSean Jackson is the only player in the NFL to record multiple games with a 30-yard receiving average with a minimum of three receptions this season. He is responsible for two of the seven such games recorded in the NFL this season:

| Player | Date | Team | Average |
|--------------------------|-------------------|------------|-------------|
| 1. Sammy Watkins | 10/26/14 | BUF | 52.3 |
| 2. DeSean Jackson | 10/12/2014 | WAS | 38.3 |
| 3. Jordan Cameron | 10/12/2014 | CLE | 34.0 |
| 4. Justin Hunter | 10/5/2014 | TEN | 33.0 |
| 5. DeSean Jackson | 10/6/2014 | WAS | 31.4 |
| 6. Clay Harbor | 10/12/2014 | JAX | 30.3 |
| 7. Andre Holmes | 10/12/2014 | OAK | 30.3 |

PASS LOCATION/DISTANCE

Below is a breakdown of how DeSean Jackson has done his damage this season, according to STATS, LLC:

| Pass Location | Rec | Yds | Avg | Lg | TD |
|----------------|-----|-----|------|----|----|
| Left Sideline | 5 | 99 | 19.8 | 57 | 0 |
| Left | 7 | 52 | 7.4 | 18 | 0 |
| Middle | 2 | 130 | 65 | 81 | 1 |
| Right | 6 | 169 | 28.2 | 64 | 1 |
| Right Sideline | 12 | 214 | 17.8 | 60 | 1 |

| Pass Distance | Rec | Yds | Avg | Lg | TD |
|-------------------|-----|-----|------|----|----|
| Pass Behind Line | 5 | 51 | 10.2 | 42 | 0 |
| Pass Thrown 1-10 | 12 | 108 | 9 | 17 | 0 |
| Pass Thrown 11-20 | 5 | 134 | 26.8 | 64 | 1 |
| Pass Thrown 21-30 | 0 | 0 | - | - | 0 |
| Pass Thrown 31-40 | 2 | 97 | 48.5 | 60 | 1 |
| Pass Thrown 41+ | 2 | 138 | 69 | 81 | 1 |

| Before/After Catch | Yards |
|-----------------------|-------|
| Total Receiving Yards | 664 |
| Yards At Catch | 404 |
| Yards After Catch | 260 |



P.G.'S COUNTY



Prince George's County, Maryland — home to FedExField — quickly became Pierre Garçon's county in 2013. The receiver made himself at home in opposing secondaries in 2013 and produced one of the greatest receiving seasons in the Redskins' eight-decade history.

Washington signed Garçon on the first day of free agency during the 2012 offseason, believing his speed and tenacious on-field demeanor would add another dimension to the Redskins' offense. Garçon was a difference-maker during the team's NFC East title run in 2012, as the Redskins posted a 9-1 record with him in the lineup and were 1-5 with him sidelined.

Garçon amassed 113 receptions for 1,346 yards and five touchdowns in 2013. His 113 receptions broke Pro Football Hall of Famer Art Monk's 29-year-old team record for receptions in a season.

RECEPTIONS IN A SEASON (REDSKINS HISTORY):

| Player | Year | Rec. | Yds. | TD |
|------------------|------|------|-------|----|
| 1. Pierre Garçon | 2013 | 113 | 1,346 | 5 |
| 2. Art Monk | 1984 | 106 | 1,372 | 7 |
| 3. Santana Moss | 2010 | 93 | 1,115 | 6 |

Garçon led the league in receptions in 2013 and became the first Redskin since Monk in 1984 to finish a season atop the NFL in receptions.

NFL RECEPTIONS LEADERS (2013):

| Player | Team | Rec | Yds | TD |
|------------------|------|-----|-------|----|
| 1. Pierre Garçon | WAS | 113 | 1,346 | 5 |
| 2. Antonio Brown | PIT | 110 | 1,499 | 8 |
| 3. Andre Johnson | HOU | 109 | 1,407 | 5 |

Garçon's 1,346 receiving yards were the sixth-most in a season by a Redskin all-time and the most since Santana Moss' team record 1,483 yards in 2005.

The numbers were not buoyed by any outlier performances either, as Garçon became only the third NFL player since the adoption of the 16-game schedule in 1978 to post at least five receptions in all 16 games of a season, joining Jacksonville's Jimmy Smith (2001) and Pittsburgh's Antonio Brown (2013). Though the streak was snapped in Week 2 of the 2014 season, Garçon ultimately caught five or more passes in 17 straight contests across the 2013-14 seasons, the longest streak in team history.

CONSECUTIVE GAMES WITH 5+ RECEPTIONS (REDSKINS HISTORY):

| Player | Year(s) | Games |
|------------------|---------|-------|
| 1. Pierre Garçon | 2013-14 | 17 |
| 2. Art Monk | 1984-85 | 10 |
| 3. Santana Moss | 2010-11 | 8 |

Garçon's numbers and his acrobatic highlight-reel catches were worthy of attention, but the Redskins' coaching staff also tried to draw attention to what Garçon — a ferocious perimeter blocker — did for Washington's prolific rushing attack in 2013.

Garçon has made great strides to make sure his impact transcends the football field. In the 2013 offseason, Garçon hosted an event that raised more than \$30,000 for the Boys & Girls Club of Greater Washington. In 2014, his second annual event raised more than \$100,000.

"We're just coming together to help support the [organization]," he told *The Washington Post*. "I grew up in a similar atmosphere, and if we can help kids grow, and keep them out of trouble from the time they get out of the classroom, and especially in the summertime... We're just trying



to raise money to help them out, keep their doors open so more kids can benefit from it."

In addition, Garçon helped donate new football jerseys to one high school in Washington, D.C., one in Virginia and one in Maryland. The gesture was personal for the Division III Mount Union product.

"It just makes me happy that I could help out, especially in high school, where for kids, it's a big moment in their lives," Garçon told *The Washington Post*. "Having nice uniforms could make you play a little bit better and hopefully help you earn a scholarship to play Division I football, and that goes a long way between playing Division I instead of Division III, not having to pay your loans and all that."

Garçon's interest in helping the young men and women of the greater Washington, D.C. has been a staple of his time in burgundy and gold. Garçon is one of several Redskins players to have befriended 17-year-old Juwaan Espinal, a major Redskins fan from nearby Centreville High School who is non-verbal and confined to a wheelchair as the result of cerebral palsy. In September 2014, as told by WJLA, "Fans lined up outside a Paisano's Pizza on Pershing Drive in Arlington to see Garçon. Each fan paid \$25 to meet him, with the money going to help the Espinal family."

With Garçon's assistance, the community raised in excess of \$26,000 to buy a special-equipped van for Juwaan and his family. Garçon surprised Juwaan by driving the family's new van onto the sidelines during halftime of Centreville's game on Sept. 12,

Garçon's off-field efforts have even carried him overseas, as he joined Saints tight end Jimmy Graham and Dolphins punter Brandon Fields on a USO tour of U.S. military bases in Afghanistan and the United Arab Emirates in March 2014.





DYNAMIC DUO



Pierre Garçon and DeSean Jackson have been the Redskins' most prolific receiving duo through the first half of the 2014 season, leading the team with 39 and 32 receptions, respectively.

Copied below are the top 10 Redskins receiving duos in team history. Garçon and Jackson are on pace to combine for 142 receptions and 2,214 receiving yards this season.

TOP DUOS, RECEPTIONS (REDSKINS HISTORY):

| Season | Rec. | Leading Receiver | Second-Leading Receiver |
|--------|------|---------------------|-------------------------|
| 2010 | 170 | Santana Moss (93) | Chris Cooley (77) |
| 1989 | 166 | Art Monk (86) | Ricky Sanders (80) |
| 1985 | 163 | Art Monk (91) | Gary Clark (72) |
| 2008 | 162 | Chris Cooley (83) | Santana Moss (79) |
| 2013 | 158 | Pierre Garçon (113) | Jordan Reed (45) |
| 2005 | 155 | Santana Moss (84) | Chris Cooley (71) |
| 1984 | 148 | Art Monk (106) | Calvin Muhammad (42) |
| 1986 | 147 | Gary Clark (74) | Art Monk (73) |
| 1988 | 145 | Ricky Sanders (73) | Art Monk (72) |
| 1990 | 143 | Gary Clark (75) | Art Monk (68) |

TOP DUOS, RECEIVING YARDS (REDSKINS HISTORY):

| Season | Yds. | Leading Receiver | Second-Leading Receiver |
|--------|------|---------------------------|-------------------------|
| 1989 | 2415 | Gary Clark (1,229) | Art Monk (1,186) |
| 1991 | 2389 | Gary Clark (1,340) | Art Monk (1,049) |
| 1986 | 2333 | Gary Clark (1,265) | Art Monk (1,068) |
| 1999 | 2323 | Michael Westbrook (1,191) | Albert Connell (1,132) |
| 2005 | 2257 | Santana Moss (1,483) | Chris Cooley (774) |
| 1985 | 2152 | Art Monk (1,226) | Gary Clark (926) |
| 1994 | 2124 | Henry Ellard (1,397) | Desmond Howard (727) |
| 1984 | 2101 | Art Monk (1,372) | Calvin Muhammad (729) |
| 1988 | 2094 | Ricky Sanders (1,148) | Art Monk (946) |
| 1966 | 2024 | Charley Taylor (1,119) | Bobby Mitchell (905) |

100-YARD RECEIVING DUOS

In Week 3, Jackson and Garçon each eclipsed 100 receiving yards at Philadelphia. The feat was the 21st time since the 1970 merger that the Redskins have had multiple players reach the 100-yard receiving threshold in a single game.

MULTIPLE 100-YARD RECEIVERS IN A SINGLE GAME (REDSKINS SINCE 1970):

| Date | Opp. | Players (Yds.) |
|----------|------|---|
| 9/20/81 | STL | Art Monk (128) & Ricky Thompson (106) |
| 12/13/81 | BAL | Art Monk (148) & Virgil Seay (104) |
| 10/31/83 | SD | Art Monk (106) & Charlie Brown (101) |
| 12/16/84 | STL | Art Monk (136) & Calvin Muhammad (110) |
| 12/1/85 | SF | Art Monk (150) & Gary Clark (116) |
| 9/21/86 | SD | Art Monk (174) & Gary Clark (144) |
| 12/2/86 | MIN | Gary Clark (123) & Art Monk (102) |
| 12/11/88 | DAL | Terry Orr (104) & Art Monk (103) |
| 9/11/89 | NYG | Ricky Sanders (143) & Gary Clark (101) |
| 10/29/89 | LAA | Ricky Sanders (158) & Gary Clark (145) |
| 11/26/89 | CHI | Art Monk (152) & Gary Clark (124) |
| 12/17/89 | ATL | Ricky Sanders (167) & Art Monk (131) |
| 11/4/90 | DET | A. Monk (168) & G. Clark (132) & R. Sanders (132) |
| 11/10/91 | ATL | Gary Clark (203) & Art Monk (164) |
| 10/29/95 | NYG | Leslie Shepherd (135) & Henry Ellard (111) |
| 11/22/98 | ARI | Michael Westbrook (135) & Leslie Shepherd (107) |
| 9/12/99 | DAL | Michael Westbrook (159) & Albert Connell (137) |
| 10/3/99 | CAR | Michael Westbrook (140) & Albert Connell (134) |
| 12/26/99 | SF | Michael Westbrook (125) & Albert Connell (106) |
| 9/14/03 | ATL | Laveranues Coles (180) & Rod Gardner (118) |
| 9/21/14 | PHI | Pierre Garçon (138) & DeSean Jackson (117) |





#HBKERRIGAN



If patience is a virtue, the Redskins were virtuous in the first round of the 2011 NFL Draft, as the team opted to trade back from its No. 10 overall selection to the 16th overall pick. With the 16th selection, the Redskins used the pick acquired from Jacksonville to select Ryan Kerrigan, a then-defensive end out of Purdue. In three-plus seasons, the end-turned-linebacker has blossomed into one of the Redskins' most consistent performers and one of the league's up and coming pass rushers.

Named to his first career Pro Bowl following the 2012 season, the Muncie, Ind. native registered 8.5 sacks in each of the past two seasons after posting 7.5 in his rookie season in 2011. The 26-year-old who enters Week 9 only one sack shy of matching his career high has started all 56 regular season games and one postseason game played by the organization since he was drafted.

In Week 2 of the 2014 season, Kerrigan launched a simultaneous assault on Jaguars quarterback Chad Henne and the Redskins' record book, tying a franchise record by becoming the fifth player in team history to record four sacks in a game. But more stunning than Kerrigan's four-sack outburst was the way the normally subdued man from America's heartland celebrated his first and fourth sacks of the day in the midst of a 41-10 win.

"[Linebacker] Will Compton has been kind of getting in my ear for a while to do the Shawn Michaels from wrestling — the HBK," Kerrigan said of the inspiration for his celebrations. "All he kept saying was, 'Hit the HBK, hit the HBK.' Finally, I did right by him and hit the HBK a couple times. On the second and third ones, when I didn't do it, he was giving me a bunch of hell on the sidelines, like, 'Why didn't you do it? You need to trademark it.' I'm like, 'Well, I can't trademark it, it's HBK.' But that's where it came from. You guys can thank Will Compton for the motivation for that one."

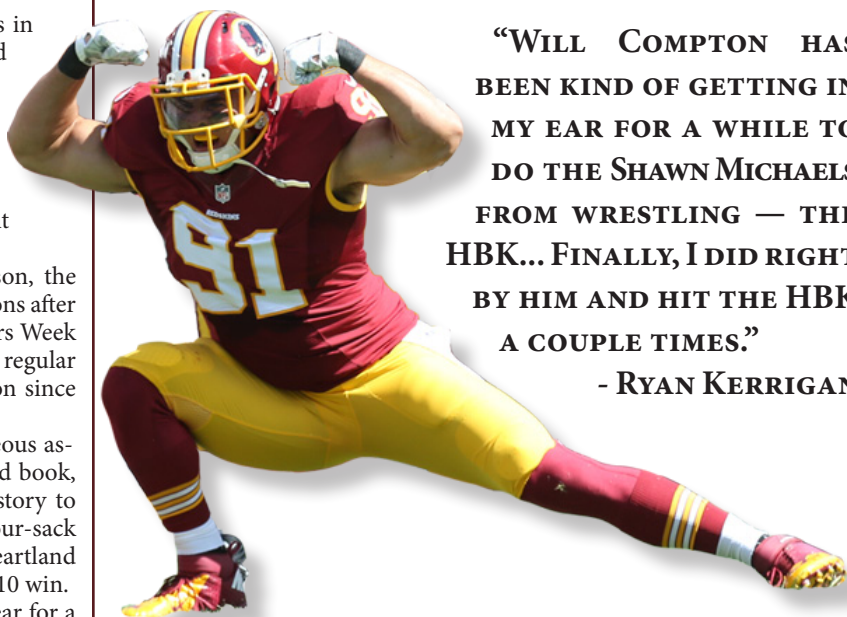
The gesture resonated with wrestling fans and Redskins fans alike. The celebration was promoted by WWE on Twitter, and Redskins fans immediately began referring to the celebration as the "#HBKerrigan." Kerrigan hit the pose again in Week 5, celebrating a sack of quarterback Russell Wilson in a tight game against the Seattle Seahawks.

Kerrigan is one of six players selected in the 2011 NFL Draft to have already reached 30 career sacks. Denver's Von Miller (44.0), Houston's J.J. Watt (43.5), San Francisco's Aldon Smith (42.0), St. Louis' Robert Quinn (37.5), Kansas City's Justin Houston (36.5) and Kerrigan (32.0) have combined for 235.5 sacks since entering the league together in the 2011 NFL Draft.

The Purdue product ended his college career tied for the Football Bowl Subdivision record with 14 career forced fumbles, and his innate knack for knocking the ball loose has translated to the NFL. Kerrigan has been credited with 12 forced fumbles in his young career and joins Ken Harvey (13), Bruce Smith (11), LaVar Arrington (10), London Fletcher (10) and Marcus Washington (10) as the only Redskins players since 1994 to post double figures in career forced fumbles in burgundy and gold.

Kerrigan's impact on the Redskins has transcended football this season, as his strong 2014 campaign also includes an NFL Players Association Community MVP award to his credit. One day after his four-sack performance in Week 2, Kerrigan hosted the second annual Celebrity Waiter Night at Ruth's Chris Steakhouse in Arlington, Va. The linebacker and his teammates served customers and helped raise more than \$100,000 for Kerrigan's Blitz for the Better Foundation, which provides support to seriously ill, special needs and physically challenged children throughout the Greater Washington D.C. area.

The money raised will help establish Kerrigan's Korner in Children's National Medical Center, which will provide a locker for extended stay patients at the hospital. The lockers will be filled with iPads, handheld gaming devices, DVDs and more to bring a sense of joy to their stay.



"WILL COMPTON HAS BEEN KIND OF GETTING IN MY EAR FOR A WHILE TO DO THE SHAWN MICHAELS FROM WRESTLING — THE HBK... FINALLY, I DID RIGHT BY HIM AND HIT THE HBK A COUPLE TIMES."

- RYAN KERRIGAN

NFL SACK LEADERS

2014:

| Player | Team | Sacks |
|-------------------------|------|-------|
| 1. Justin Houston | KC | 10.0 |
| 2. Von Miller | DEN | 9.0 |
| 3. Everson Griffen | MIN | 8.0 |
| 4. Ryan Kerrigan | WAS | 7.5 |
| 5. Several tied | | 7.0 |

REDSKINS ALL-TIME SACK LEADERS

TOP 10 SINCE SACKS BECAME OFFICIAL IN 1982:

| Player | Seasons | Sacks |
|-------------------------|--------------------|-------------|
| 1. Dexter Manley | 1982-89 (8) | 91.0 |
| 2. Charles Mann | 1983-93 (11) | 82.0 |
| 3. Monte Coleman | 1979-94 (16) | 43.5 |
| 4. Ken Harvey | 1994-98 (5) | 41.5 |
| 5. Brian Orakpo | 2009-14 (6) | 40.0 |
| 6. Dave Butz | 1982-88 (7) | 35.5 |
| 7. Andre Carter | 2006-10 (5) | 34.0 |
| 8. Ryan Kerrigan | 2011-14 (4) | 32.0 |
| 9. Bruce Smith | 2000-03 (4) | 29.0 |
| 10. Darryl Grant | 1982-90 (9) | 27.0 |

2011 NFL DRAFT

CAREER SACKS, 2011 NFL DRAFT PICKS:

| Player | Team | Sacks |
|-------------------------|------|-------------|
| 1. Von Miller | DEN | 44.0 |
| 2. J.J. Watt | HOU | 43.5 |
| 3. Aldon Smith | SFO | 42.0 |
| 4. Robert Quinn | STL | 37.5 |
| 5. Justin Houston | KAN | 36.5 |
| 6. Ryan Kerrigan | WAS | 32.0 |



A.M.-TRAK

Away from football, running back Alfred Morris might be best known for his beloved car — a 1991 Mazda 626 he affectionately names “Bentley.” Mazda volunteered 275 hours of work over four months to restore Morris’ famous ride, which he bought from his pastor for \$2 in college.

It’s been Morris himself that’s run like an old classic since he entered the league in 2012. Morris was one of the engines that drove the Redskins to their first team rushing title since

1933 in 2012 and has continued to drive the Redskins’ offense ever since.

Morris was one of seven backs to post 1,000 rushing yards in both 2012 and 2013 and is one of only four to exceed 1,250 yards in both seasons. Morris’ 3,401 rushing yards since 2012 are second-most in the league, and he can boast the most 70-yard rushing games in that time frame.

MOST RUSHING YARDS SINCE 2012 (NFL):

| Player | Team | Yards |
|-------------------------|------------|--------------|
| 1. Adrian Peterson | MIN | 3,438 |
| 2. Alfred Morris | WAS | 3,401 |
| 3. Marshawn Lynch | SEA | 3,267 |
| 4. Jamaal Charles | KC | 3,086 |

MOST 70-YARD RUSHING GAMES SINCE 2012 (NFL):

| Player | Team | 70-Yard Games |
|-------------------------|------------|---------------|
| 1. Alfred Morris | WAS | 29 |
| 2. Marshawn Lynch | SEA | 27 |
| 3. Jamaal Charles | KC | 26 |

Morris ranked third in the NFC and fourth in the NFL in rushing yardage a season ago.

MOST RUSHING YARDS (NFL, 2013):

| Player | Team | Yards | Att. | Avg. |
|-------------------------|------------|------------|--------------|-------------|
| 1. LeSean McCoy | PHI | 314 | 1,607 | 5.12 |
| 2. Matt Forte | CHI | 289 | 1,339 | 4.63 |
| 3. Jamaal Charles | KC | 259 | 1,287 | 4.97 |
| 4. Alfred Morris | WAS | 276 | 1,275 | 4.62 |
| 5. Adrian Peterson | MIN | 279 | 1,266 | 4.54 |

Morris’ stretch of success began with a 2012 rookie season in which he blossomed from an overlooked sixth-round pick to the team’s new record-holder for rushing yards in a season. His performance was the third-most prolific by a rookie in league history.

RUSHING YARDS, ROOKIE SEASON (NFL HISTORY):

| Player | Season/Team | Rush Yds. |
|-------------------------|----------------------|--------------|
| 1. Eric Dickerson | 1983 Rams | 1,808 |
| 2. George Rogers | 1981 Saints | 1,674 |
| 3. Alfred Morris | 2012 Redskins | 1,613 |
| 4. Ottis Anderson | 1979 Cardinals | 1,605 |

Morris amassed the most rushing yardage of any Redskin in his first two NFL seasons.

MOST RUSHING YARDS, FIRST TWO NFL SEASONS (REDSKINS):

| Player | Seasons | Rush Yds. |
|-------------------------|----------------|--------------|
| 1. Alfred Morris | 2012-13 | 2,888 |
| 2. Mike Thomas | 1975-76 | 2,020 |
| 3. Larry Brown | 1969-70 | 2,013 |



Morris’ 2,888 rushing yards from 2012-13 ranked ninth-most in NFL history among players in their first two seasons. In Week 11, Morris became only the 16th back in NFL history to reach 2,500 rushing yards in his first two seasons. The list includes five Pro Football Hall of Famers: Eric Dickerson (3,913), Earl Campbell (3,147), Barry Sanders (2,774), Curtis Martin (2,639) and Emmitt Smith (2,500).

RUSHING YARDS (FIRST TWO SEASONS, NFL HISTORY):

| Player | Seasons | Yds. |
|-------------------------|----------------|--------------|
| 1. Eric Dickerson | 1983-84 | 3,913 |
| ... | | |
| 8. LaDainian Tomlinson | 2001-02 | 2,919 |
| 9. Alfred Morris | 2012-13 | 2,888 |
| 10. Barry Sanders | 1989-90 | 2,774 |

Morris eclipsed 3,000 career rushing yards in Week 2, becoming the fastest player to reach 3,000 career yards as a member of the Redskins, doing so in 34 career games. During the 2014 season, Morris has cracked the franchise’s Top 10 in both rushing yards and rushing touchdowns.

CAREER RUSHING TOUCHDOWNS (REDSKINS HISTORY):

| Player | Seasons | Rush TD |
|-------------------------|--------------------|-----------|
| 1. John Riggins | 1976-85 (9) | 79 |
| ... | | |
| 6. George Rogers | 1985-87 (3) | 31 |
| 7. Earnest Byner | 1989-93 (5) | 25 |
| 8. Alfred Morris | 2012-14 (3) | 24 |
| 9. Cliff Battles | 1932-37 (6) | 23 |



THAT'S THE WAY

The Redskins spent the majority of the 2014 offseason evaluating a punting battle between newcomers Robert Malone and Blake Clingan, but the race received a darkhorse candidate when the team claimed punter Tress Way off waivers from Chicago on Aug. 20. Way was given 10 days to stake a claim to the punting job, a task he performed en route to making his NFL debut at Houston in Week 1.

Thus far in 2014, Way's punting numbers have rewarded the coaching staff's faith. Way has averaged 49.7 yards per punt, which if maintained would rank among the 10 best single-season averages in NFL history.

SINGLE-SEASON PUNTING AVERAGE (NFL HISTORY):

| Player | Season | Avg. | Long |
|-------------------------|-----------------|-------------|-----------|
| 1. Sammy Baugh** | 1940 Was | 51.4 | 85 |
| 2. Shane Lechler | 2009 Oak | 51.1 | 70 |
| 3. Andy Lee | 2011 SF | 50.9 | 68 |
| 4. Shane Lechler | 2011 Oak | 50.8 | 80 |
| 5. Brandon Fields | 2012 Mia | 50.2 | 67 |
| 6. Thomas Morstead | 2012 NO | 50.1 | 70 |
| 7. Donnie Jones | 2008 STL | 50.0 | 68 |
| 8. Tress Way ^ | 2014 Was | 49.7 | 77 |
| 9. Shane Lechler | 2007 Oak | 49.1 | 70 |
| 10. Yale Lary | 1963 Det | 48.9 | 73 |

^ Season Incomplete (in progress)

** NFL Record

Though Way has been with the organization for only a limited amount of time, he is no stranger to playing for the Redskins. The University of Oklahoma product is a native of Tulsa, Okla., where he played his prep career for the Union H.S. Redskins. Part of the school's pregame traditions include chanting "All My Life I Wanted To Be A Redskin" and "Work, Work, Baby, Work, Work."

"I must've got 65, 'All my life I wanted to be a Redskin' texts," Way told multiple news outlets after making the team's Week 1 roster.

His reply via text: "Work, work, baby, work, work!"

HOMETOWN INSIGHT

The following are excerpts from an article by Michael Baldwin that appeared in the Oct. 25 edition of *The Oklahoman*.

After completing his redshirt freshman year at Oklahoma, Tress Way was coming off a freshman All-American season playing for Sunny Golloway's baseball program the day football coach Bob Stoops called him into his office.

'Coach Stoops told me, "Tress, you not only can be a leader on this football team, you have the talent to make some money playing this game (in the NFL)," Way recalled in a phone interview with The Oklahoman. "To hear that from one of the most respected coaches in the world fired me up. I decided to quit playing baseball.'

Stoops' prediction came true.

"Sometimes it comes down to catching a lucky break," Way said. "I'm so grateful for everyone who has helped me get to this point. It's been a lot of hard work and there have been a lot of prayers. It's been a huge blessing. I can't tell you how cool it is to be playing in the NFL, a dream come true."



PUNTING AVERAGE

NFL LEADERS, 2014:

| Player | Team | Avg. |
|---------------------|------------|-------------|
| 1. Tress Way | WAS | 49.7 |
| 2. Brad Nortman | CAR | 48.3 |
| 3. Pat McAfee | IND | 47.9 |
| 4. Andy Lee | SF | 47.7 |
| 5. Shane Lechler | HOU | 47.6 |
| 6. Sam Martin | DET | 47.6 |
| 7. Ryan Quigley | NYJ | 47.4 |
| 8. Sam Koch | BAL | 47.2 |
| 9. Tim Masthay | GB | 47.0 |
| 10. Chris Jones | DAL | 46.6 |

REDSKINS HISTORY

SINGLE SEASON PUNTING AVERAGE:

| Player | Season | Avg. |
|---------------------|-------------|---------------|
| 1. Sammy Baugh | 1940 | 51.4** |
| 2. Tress Way | 2014 | 49.7 ^ |
| 3. Sammy Baugh | 1941 | 48.7 |
| 4. Sammy Baugh | 1942 | 48.2 |
| 5. Sammy Baugh | 1943 | 45.9 |
| 6. Sam Baker | 1959 | 45.5 |
| 7. Sam Baker | 1958 | 45.4 |
| 8. Matt Turk | 1996 | 45.1 |
| 9. Matt Turk | 1997 | 45.1 |
| 10. Sammy Baugh | 1946 | 45.1 |

** NFL Record

^ Season Incomplete



HISTORICAL CONTEXT: WEEK 2 IN REVIEW

'WHO IS GOING TO BE NEXT?'

"We were joking around on the sideline like, 'Who is going to be next?' It was such a great feeling, unlike anything I've ever been a part of, getting that many sacks and to play the type of defense we played."

- Linebacker Ryan Kerrigan, who tied a team record with four sacks as the Redskins tied a team record with 10 sacks vs. Jacksonville in Week 2

When the Redskins arrived at FedExField in advance of their Week 2 game against the Jacksonville Jaguars, 36 years, 11 months and 6 days had elapsed since the franchise set a team record with 10 sacks against the Tampa Bay Buccaneers.

That stretch of time met a sudden and vicious end in Week 2 as the Redskins dropped Jaguars quarterback Chad Henne 10 times to tie the franchise record. The 10-sack game was the 31st by an NFL franchise since 1982 and the seventh since the turn of the century.

TEN-SACK GAMES SINCE 2000:

| Date | Team | Game | Sacks |
|------------|---------------------|---------|-------|
| 9/14/2014 | Washington Redskins | vs. JAX | 10 |
| 12/23/2012 | San Diego Chargers | at NYJ | 11 |
| 10/30/2011 | Buffalo Bills | vs. WAS | 10 |
| 10/3/2010 | New York Giants | vs. CHI | 10 |
| 9/30/2007 | New York Giants | vs. PHI | 12 |
| 9/23/2007 | Philadelphia Eagles | vs. DET | 10 |
| 10/21/2001 | Pittsburgh Steelers | at TB | 10 |

The Redskins had seven different players record at least a partial sack for the first time since eight players registered sacks on Sept. 23, 1990 vs. Dallas.

NUMBER OF PLAYERS WITH PARTIAL SACKS

REDSKINS GAMES SINCE 1982:

| Date | Game | No. of Players |
|-----------|-------------------------|----------------|
| 9/23/1990 | vs. Dallas | 8 |
| 9/14/2014 | vs. Jacksonville | 7 |
| Six times | Last vs. Houston (2010) | 6 |

Leading the pack was linebacker Ryan Kerrigan, who tied a team record with four sacks. Kerrigan became the fifth member of the Redskins to record four sacks in a game and the first since Brian Orakpo accomplished the feat during the 2009 season.

SINGLE-GAME SACK LEADERS (REDSKINS HISTORY):

| Date | Player | Game | Sacks |
|------------|-----------------|---------|-------|
| 9/14/2014 | Ryan Kerrigan | vs. JAX | 4.0 |
| 12/13/2009 | Brian Orakpo | at OAK | 4.0 |
| 12/18/2005 | Phillip Daniels | vs. DAL | 4.0 |
| 11/23/1997 | Ken Harvey | vs. NYG | 4.0 |
| 10/2/1988 | Dexter Manley | vs. NYG | 4.0 |

30-POINT WINS

The Redskins' 31-point margin of victory against the Jacksonville Jaguars in Week 2 was the team's largest since defeating the Detroit Lions by a final score of 34-3 on Oct. 7, 2007.

30-POINT REGULAR SEASON WINS (REDSKINS HISTORY):

| Date | Game | Result | Margin |
|------------|--------------------------|---------|--------|
| 9/1/1991 | vs. Detroit Lions | 45-0 W | +45 |
| 12/15/1974 | vs. Chicago Bears | 42-0 W | +42 |
| 11/12/1939 | at Brooklyn Dodgers | 42-0 W | +42 |
| 10/14/1934 | vs. Pittsburgh Pirates | 39-0 W | +39 |
| 11/29/1992 | vs. Phoenix Cardinals | 41-3 W | +38 |
| 11/6/1983 | vs. St. Louis Cardinals | 45-7 W | +38 |
| 9/21/1975 | vs. New Orleans Saints | 41-3 W | +38 |
| 9/16/1973 | vs. San Diego Chargers | 38-0 W | +38 |
| 10/31/1943 | at Brooklyn Dodgers | 48-10 W | +38 |
| 12/8/1957 | vs. Philadelphia Eagles | 42-7 W | +35 |
| 9/15/1991 | vs. Phoenix Cardinals | 34-0 W | +34 |
| 11/3/1985 | at Atlanta Falcons | 44-10 W | +34 |
| 9/14/2014 | vs. Jacksonville Jaguars | 41-10 W | +31 |
| 10/7/2007 | vs. Detroit Lions | 34-3 W | +31 |
| 10/12/1992 | vs. Denver Broncos | 34-3 W | +31 |
| 9/9/1990 | vs. Phoenix Cardinals | 31-0 W | +31 |
| 11/20/1955 | at Chicago Cardinals | 31-0 W | +31 |
| 10/3/1948 | vs. New York Giants | 41-10 W | +31 |
| 12/30/2001 | at New Orleans Saints | 40-10 W | +30 |
| 10/15/1972 | at St. Louis Cardinals | 33-3 W | +30 |
| 11/15/1964 | at Pittsburgh Steelers | 30-0 W | +30 |
| 12/4/1949 | vs. Green Bay Packers | 30-0 W | +30 |
| 10/6/1940 | at Pittsburgh Steelers | 40-10 W | +30 |
| 11/29/1936 | vs. Pittsburgh Pirates | 30-0 W | +30 |

GROUNDED

The Redskins held the Jaguars to 25 rushing yards in Week 2, the fewest allowed by the Redskins since holding the Cowboys to one rushing yard on Dec. 30, 2007. Since the 1970 merger, the Redskins have held opponents to 25 yards or fewer in nine games, posting a perfect 9-0 record in those contests.

25 OR FEWER RUSHING YARDS ALLOWED (REDSKINS SINCE 1970):

| Date | Game | Result | Rush Yds. |
|------------|--------------------------|--------|-----------|
| 10/17/1971 | vs. St. Louis Cardinals | 20-0 | 25 |
| 11/13/1983 | at New York Giants | 33-17 | 25 |
| 9/23/1984 | at New England Patriots | 26-10 | 17 |
| 11/1/1987 | at Buffalo Bills | 27-7 | 21 |
| 10/22/1989 | vs. Tampa Bay Buccaneers | 32-28 | 1 |
| 12/23/1989 | at Seattle Seahawks | 29-0 | 25 |
| 11/3/1991 | vs. Houston Oilers | 16-13 | 25 |
| 12/30/2007 | vs. Dallas Cowboys | 27-6 | 1 |
| 9/14/2014 | vs. Jacksonville Jaguars | 41-10 | 25 |



TRENDING

DON'T FORGET ABOUT 'DRE

Forgot About Dre? The Redskins haven't.

Washington's receiving corps likely received its highest-profile new addition on April 2 when the team inked free agent DeSean Jackson to a new contract at Redskins Park. And while attention has followed Jackson's every move in burgundy and gold, the oft-overlooked signing of fifth-year veteran Andre Roberts may be a critical component to the Redskins' offensive versatility in 2014.

Roberts was one of Washington's most coveted targets in free agency, becoming one of three players signed by the team within the first 24 hours of free agency's opening in March. He joined the Redskins having appeared in 62 career games with 35 starts in Arizona from 2010-13, compiling 182 receptions for 2,123 receiving yards (11.7 avg.) with 11 receiving touchdowns.

When his addition was announced March 12, Roberts was expected to provide the Redskins a formidable one-two punch at receiver with record-breaking receiver Pierre Garçon. But with Jackson's arrival in April, Roberts' role was redefined.

Garçon and Jackson are expected to start at Washington's X and Z receiver positions this season, but Roberts appeared to have seized control of the team's Zebra slot receiver spot from the outset of the offseason. Early in training camp, receivers and coaches were effusive in their praise of Roberts' play out of the slot.

"He's proven out there that he can play every position on offense at the receiver spot - X, Z and Zebra man. He's doing a great job. We had every intent of him being the No. 2 receiver - DeSean fell in our lap - so now he is going to play inside, which speaks to his versatility."

- Head Coach Jay Gruden on Andre Roberts during training camp

"I knew I was going to be involved on offense, it was just a matter of how much and where they're going to put me," Roberts told Mike Jones of the *Washington Post* during the offseason. "I'm not really worried about that. I know I'm going to be a big part of this offense regardless of where I am."

Roberts has factored into the offense early on this season, but his contributions have not been limited to that side of the ball. Under new special teams coordinator Ben Kotwica, Robert has fulfilled a mutual desire between the Redskins and the receiver for the 26-year-old to handle both kick and punt returning duties this season.

"I'm one of those players when he gets the ball in his hands he can make a big play," Roberts told reporters during minicamp. "That's what I want to bring to this team as well, not just as a receiver but on special teams."



ANCHORING THE LINE

In the midst of changes throughout the coaching staff during the 2014 offseason, the Redskins made the decision to retain Offensive Line Coach Chris Foerster, a man who has presided since 2010 over a position group whose heritage runs deep in team lore dating back to the beloved "Hogs" in the 1980s and 1990s.

Since the start of the 2012 season, Foerster's big men have helped the Redskins rush for more yards than all but one other NFL team.

NFL RUSHING YARDS SINCE 2012:

| Team | Att. | Yards | Avg. | TD |
|-------------------------------|--------------|--------------|-------------|-----------|
| 1. Seattle Seahawks | 1,241 | 5,806 | 4.68 | 37 |
| 2. Washington Redskins | 1,173 | 5,692 | 4.85 | 44 |
| 3. Minnesota Vikings | 1,120 | 5,689 | 5.08 | 45 |
| 4. San Francisco 49ers | 1,207 | 5,568 | 4.61 | 38 |
| 5. Kansas City Chiefs | 1,162 | 5,436 | 4.68 | 36 |
| 6. Buffalo Bills | 1,195 | 5,315 | 4.45 | 30 |
| 7. Philadelphia Eagles | 1,105 | 5,246 | 4.75 | 33 |
| 8. New York Jets | 1,223 | 5,174 | 4.23 | 32 |
| 9. New England Patriots | 1,218 | 5,094 | 4.18 | 47 |
| 10. Houston Texans | 1,175 | 4,981 | 4.24 | 34 |

Featured on the offensive line is Trent Williams, the now two-time Pro Bowler who has blossomed from the fourth overall pick in the 2010 NFL Draft to one of the game's premier left tackles. The Oklahoma product nicknamed "Silverback" is often described as a freak athlete, an imposing 337-pounder who recorded a 34.5-inch vertical and 4.87 40-yard dash at the 2010 NFL Combine.

"He's a giant of a man plus he's got the feet of a ballerina."

- Head Coach Jay Gruden on Trent Williams during training camp

It's a breathtaking combination of size, speed and strength that often leaves coaches, teammates and observers in awe. During training camp, Head Coach Jay Gruden was asked if Williams' ability with his feet is coachable to other players or if it was simply blessed.

"Yeah, that's blessed," Gruden said. "You can't teach what Trent Williams has. He's a giant of a man plus he's got the feet of a ballerina, so that is genetics right there at its finest."

Williams has continued a tradition of strong left tackle play in Washington this century. Between Williams (2012-13) and former Redskins great Chris Samuels (2001-02, 05-08), Redskins left tackles have been selected to six of the last nine Pro Bowls.

"Trent through the years has become a true professional," Foerster said. "He continues to prepare and work hard every week... He's just continued to improve everything trying to work on his complete game."





UNSUNG HERO

Darrel Young entered the NFL as a college free agent linebacker out of Villanova in 2009. One position change and two head coaching changes later, Young has found a home as one of the league's most dynamic fullbacks.

A favorite of teammates, fans, coaches and media members alike, there was consternation in the 2014 off-season about whether or not new coach Jay Gruden — who did not prominently feature a fullback as Offensive Coordinator of the Cincinnati Bengals — would have a significant role for Young. That question was laid to rest early in training camp.

"I didn't have Darrel Young in Cincinnati — if I had him, I would have used him," Gruden said. "He's very versatile, he can run, he can catch, so we're excited about having him... The personnel will vary but DY will be a major part of this offense."

"I didn't have Darrel Young in Cincinnati. If I had him, I would have used him."

- Head Coach Jay Gruden during training camp, discussing his limited usage of fullbacks while Offensive Coordinator for the Cincinnati Bengals

Gruden's statements have proven prophetic, as Young scored touchdowns in each of the Redskins' first three games this season, including a one-yard touchdown plunge at Houston in Week 1 and touchdown receptions of 20 yards and four yards in Weeks 2 and 3, respectively.

In Week 9 last season, Young helped the Redskins to an overtime win against the San Diego Chargers, receiving five carries for 12 yards and three rushing touchdowns, including a 4-yard walk-off touchdown in overtime. The three touchdowns were a single-game career high for Young. Young had entered the game with only one career rushing touchdown to his credit — a six-yard score against the New York Giants on Dec. 18, 2011. He added a career-long 62-yard touchdown reception two weeks later at Philadelphia.

As a blocker, Young has helped pave the way for a rushing attack that gained a league-high 4,873 rushing yards on 972 carries across the 2012-13 seasons. Among the beneficiaries of Young's blocks is Alfred Morris, whose 2,888 rushing yards from 2012-13 rank ninth-most in NFL history among players in their first two seasons.

Young was a crucial component of the Redskins' league-high 2,709 rushing yards in 2012, which broke the team record of 2,625 set in 1983. The team broke the 200-yard rushing mark four times in 2012, tied for the most in a season in team history since the 1970 merger. With Young, the Redskins surpassed the 200-yard rushing plateau three times in 2013 as well.

Though Young continues to adapt and thrive in his unsung hero role in Washington's offense, the "hero" label is nothing new to the Young family. Young was raised in a military family, as his father served in the Army and his brother, Sgt. 1st Class David Young Jr., has completed several tours in the Middle East in recent years. Young has travelled overseas to visit troops in order to show his appreciation for members of the military and has repeatedly been supportive of all members of the military.

"I just run 100 yards and tackle people, hit people, block people. He's out there to serve the country. He's the real hero in my life."

- Fullback Darrel Young discussing his brother, Sgt. 1st Class David Young Jr., on ESPN's Sunday NFL Countdown (segment screenshots on right)

The mentality of sacrifice and hard work that was ingrained in Young while growing up in a military family established the foundation for his success doing football's so-called "dirty work" both as a fullback and as one of the Redskins' leaders on special teams.



Fullback Darrel Young (right) has been one of Washington's unsung heroes in recent years, notably in scoring three touchdowns — including the game-winning score in overtime — vs. San Diego in 2013. Young is pictured here with the man he considers his hero — his brother, Sgt. 1st Class David Young, Jr.





2014 ROSTER, DEPTH CHART AND TRANSACTIONS

2014 WASHINGTON REDSKINS ROSTER (ALPHABETICAL)

| NO. | LAST | FIRST | POS | HT | WT | D.O.B. | EXP. | COLLEGE | HS HOMETOWN | HOW ACQ. |
|-----|----------------|----------|-----|------|-----|----------|------|----------------------|-------------------------|---------------|
| 39 | Amerson | David | CB | 6-1 | 205 | 12/8/91 | 2 | North Carolina State | Greenboro, N.C. | D2-'13 |
| 92 | Baker | Chris | DL | 6-2 | 325 | 10/8/87 | 3 | Hampton | Windsor, Conn. | FA-'11 |
| 30 | Biggers | E.J. | CB | 6-0 | 185 | 6/13/87 | 6 | Western Michigan | North Miami Beach, Fla. | UFA (TB)-'13 |
| 72 | Bowen | Stephen | DE | 6-5 | 300 | 3/28/84 | 9 | Hofstra | Dix Hills, N.Y. | UFA (DAL)-'11 |
| 26 | Breeland | Bashaud | CB | 5-11 | 197 | 1/30/92 | R | Clemson | Allendale, S.C. | D4-'14 |
| 90 | Brown | Everette | LB | 6-1 | 263 | 8/7/87 | 5 | Florida State | Stantonsburg, N.C. | FA-'14 |
| 66 | Chester | Chris | G | 6-3 | 303 | 1/12/83 | 9 | Oklahoma | Tustin, Calif. | UFA (BAL)-'11 |
| 25 | Clark | Ryan | S | 5-11 | 205 | 10/12/79 | 13 | Louisiana State | Marrero, La. | UFA (PIT)-'14 |
| 68 | Compton | Tom | T | 6-5 | 308 | 5/10/89 | 2 | South Dakota | Rosemount, Minn. | D6b-'12 |
| 51 | Compton | Will | LB | 6-1 | 230 | 9/19/89 | 1 | Nebraska | Bonne Terre, Mo. | CFA-'13 |
| 8 | Cousins | Kirk | QB | 6-3 | 202 | 8/19/88 | 3 | Michigan State | Holland, Mich. | D4a-'12 |
| 47 | Davis | Akeem | S | 6-1 | 200 | 12/25/89 | R | Memphis | Laurel, Miss. | FA-'14 |
| 38 | Ducre | Greg | CB | 5-10 | 183 | 1/22/92 | R | Washington | Los Angeles, Calif. | PS (SD)-'14 |
| 2 | Forbath | Kai | K | 5-11 | 197 | 9/2/87 | 3 | UCLA | Sherman Oaks, Calif. | FA-'12 |
| 88 | Garçon | Pierre | WR | 6-0 | 216 | 8/8/86 | 7 | Mount Union | Greenacres, Fla. | UFA (IND)-'12 |
| 94 | Geathers | Clifton | DE | 6-8 | 325 | 12/11/87 | 5 | South Carolina | Hemingway, S.C. | UFA (PHD)-'14 |
| 64 | Golston | Kedric | DL | 6-4 | 318 | 5/30/83 | 9 | Georgia | Tyrone, Ga. | D6-'06 |
| 14 | Grant | Ryan | WR | 6-0 | 193 | 12/19/90 | R | Tulane | Beaumont, Texas | D5-'14 |
| 10 | Griffin III | Robert | QB | 6-2 | 222 | 2/12/90 | 3 | Baylor | Copperas Cove, Texas | D1-'12 |
| 97 | Hatcher | Jason | DE | 6-6 | 299 | 7/13/82 | 9 | Grambling State | Jena, La. | UFA (DAL)-'14 |
| 55 | Hayward | Adam | LB | 6-1 | 240 | 6/23/84 | 8 | Portland State | Westminster, Calif. | UFA (TB)-'14 |
| 29 | Helu, Jr. | Roy | RB | 5-11 | 215 | 12/7/88 | 4 | Nebraska | Danville, Calif. | D4-'11 |
| 11 | Jackson | DeSean | WR | 5-10 | 178 | 12/1/86 | 7 | California | Long Beach, Calif. | FA-'14 |
| 53 | Jeffcoat | Jackson | LB | 6-3 | 253 | 12/26/91 | R | Texas | Plano, Texas | FA-'14 |
| 99 | Jenkins | Jarvis | DE | 6-4 | 315 | 4/24/88 | 4 | Clemson | Central, S.C. | D2-'11 |
| 73 | Kearse | Frank | DE | 6-5 | 310 | 10/28/88 | 3 | Alabama A&M | Savannah, Ga. | FA-'14 |
| 91 | Kerrigan | Ryan | LB | 6-4 | 260 | 8/16/88 | 4 | Purdue | Muncie, Ind. | D1-'11 |
| 77 | Lauvao | Shawn | G | 6-3 | 315 | 10/26/87 | 5 | Arizona State | Honolulu, Hawaii | UFA (CLE)-'14 |
| 67 | LeRibeus | Josh | G | 6-2 | 315 | 7/2/89 | 3 | SMU | Richardson, Texas | D3-'12 |
| 78 | Lichtensteiger | Kory | C/G | 6-2 | 296 | 3/22/85 | 6 | Bowling Green | Convoy, Ohio | FA-'10 |
| 60 | Long | Spencer | G | 6-5 | 311 | 11/8/90 | R | Nebraska | Elkhorn, Neb. | D3b-'14 |
| 16 | McCoy | Colt | QB | 6-1 | 215 | 9/5/86 | 5 | Texas | Tuscola, Texas | UFA (CLE)-'14 |
| 31 | Meriweather | Brandon | S | 5-11 | 198 | 1/14/84 | 8 | Miami (Fla.) | Apopka, Fla. | UFA (CHI)-'12 |
| 20 | Minnifield | Chase | CB | 6-0 | 186 | 3/31/89 | 2 | Virginia | Lexington, Ky. | CFA-'12 |
| 46 | Morris | Alfred | RB | 5-10 | 224 | 12/12/88 | 3 | Florida Atlantic | Pensacola, Fla. | D6a-'12 |
| 76 | Moses | Morgan | T | 6-6 | 318 | 3/3/91 | R | Virginia | North Chesterfield, Va. | D3a-'14 |
| 89 | Moss | Santana | WR | 5-10 | 193 | 6/1/79 | 14 | Miami (Fla.) | Carol City, Fla. | T (NYJ)-05 |
| 93 | Murphy | Trent | LB | 6-5 | 258 | 12/20/90 | R | Stanford | Phoenix, Ariz. | D2-'14 |
| 84 | Paul | Niles | TE | 6-1 | 241 | 8/9/89 | 4 | Nebraska | Omaha, Neb. | D5b-'11 |
| 82 | Paulsen | Logan | TE | 6-5 | 261 | 2/26/87 | 5 | UCLA | West Hills, Calif. | CFA-'10 |
| 74 | Polumbus | Tyler | T | 6-8 | 308 | 4/10/85 | 6 | Colorado | Englewood, Colo. | FA-'11 |
| 22 | Porter | Tracy | CB | 5-11 | 188 | 8/11/86 | 7 | Indiana | Port Allen, La. | UFA (OAK)-'14 |
| 32 | Redd, Jr. | Silas | RB | 5-10 | 200 | 3/1/92 | R | Southern California | Stamford, Conn. | CFA-'14 |
| 86 | Reed | Jordan | TE | 6-2 | 237 | 7/3/90 | 2 | Florida | New London, Conn. | D3-'13 |
| 56 | Riley, Jr. | Perry | LB | 6-0 | 238 | 5/3/88 | 5 | Louisiana State | Stone Mountain, Ga. | D4-'10 |
| 12 | Roberts | Andre | WR | 5-11 | 187 | 1/9/88 | 5 | The Citadel | Columbia, S.C. | UFA (ARI)-'14 |
| 15 | Robinson | Aldrick | WR | 5-10 | 184 | 11/24/88 | 3 | SMU | Waxahachie, Texas | D6b-'11 |
| 52 | Robinson | Keenan | LB | 6-3 | 238 | 7/7/89 | 3 | Texas | Plano, Texas | D4b-'12 |
| 34 | Robinson | Trenton | S | 5-9 | 195 | 2/16/90 | 3 | Michigan State | Bay City, Mich. | FA-'13 |
| 57 | Sundberg | Nick | LS | 6-0 | 264 | 7/29/87 | 5 | California | Phoenix, Ariz. | FA-'10 |
| 5 | Way | Tress | P | 6-1 | 215 | 4/18/90 | 1 | Oklahoma | Tulsa, Okla. | W (CHI)-'14 |
| 71 | Williams | Trent | T | 6-5 | 337 | 7/19/88 | 5 | Oklahoma | Longview, Texas | D1-'10 |
| 36 | Young | Darrel | FB | 5-11 | 251 | 4/8/87 | 5 | Villanova | Amityville, N.Y. | FA-'10 |

PRACTICE SQUAD

| | | | | | | | | | | |
|----|-------------|---------|----|-----|-----|----------|---|------------------|-------------------------|---------|
| 58 | Beauharnais | Steve | LB | 6-2 | 230 | 5/2/90 | 2 | Rutgers | Saddle Brook, N.J. | FA-'14 |
| 87 | Hamm | Je'Ron | TE | 6-3 | 236 | 6/15/92 | R | Louisiana-Monroe | Leesville, La. | FA-'14 |
| 79 | Jones | Terren | T | 6-7 | 341 | 11/19/91 | 1 | Alabama State | Fort Walton Beach, Fla. | FA-'14 |
| 50 | Miller | Gabe | LB | 6-3 | 250 | 12/5/87 | 2 | Oregon State | Lake Oswego, Ore. | FA-'13 |
| 19 | Ross | Rashad | WR | 6-0 | 181 | 2/2/90 | 1 | Arizona State | Vallejo, Calif. | FA-'14 |
| 62 | Stevens | Tevita | OL | 6-1 | 302 | 7/4/87 | 1 | Utah | Hemet, Calif. | CFA-'13 |
| 41 | Thomas | Phillip | S | 6-0 | 223 | 3/1/89 | 2 | Fresno State | Bakersfield, Calif. | D4-'13 |
| 75 | Thomas | Robert | NT | 6-3 | 325 | 2/18/91 | R | Arkansas | Muskogee, Okla. | CFA-'14 |
| 25 | Thompson | Chris | RB | 5-8 | 193 | 10/20/90 | 2 | Florida State | Madison, Fla. | D5a-'13 |

RESERVE/PHYSICALLY UNABLE TO PERFORM

| | | | | | | | | | | |
|----|-----------|---------|----|-----|-----|---------|---|--------------|-----------------------|--------|
| 85 | Hankerson | Leonard | WR | 6-2 | 211 | 1/30/89 | 4 | Miami (Fla.) | Fort Lauderdale, Fla. | D3-'11 |
|----|-----------|---------|----|-----|-----|---------|---|--------------|-----------------------|--------|

RESERVE/INJURED

| | | | | | | | | | | |
|----|--------------|----------|----|------|-----|----------|----|----------------|-------------------|--------------|
| | Bridget, Jr. | Courtney | CB | 6-3 | 195 | 3/22/91 | R | Hampton | Baltimore, Md. | CFA-'14 |
| 23 | Hall | DeAngelo | CB | 5-10 | 198 | 11/19/83 | 11 | Virginia Tech | Chesapeake, Va. | FA-'08 |
| 35 | Ihenacho | Duke | S | 6-1 | 207 | 6/16/89 | 3 | San Jose State | Gardena, Calif. | W (DEN)-'14 |
| 54 | Jordan | Akeem | LB | 6-1 | 255 | 8/17/85 | 8 | James Madison | Harrisonburg, Va. | UFA (KC)-'14 |
| 95 | Neild | Chris | NT | 6-2 | 328 | 12/1/87 | 4 | West Virginia | Stroudsburg, Pa. | D7d-'11 |
| 98 | Orakpo | Brian | LB | 6-4 | 257 | 7/31/86 | 6 | Texas | Houston, Texas | D1-'09 |
| | Rice, Jr. | Jerry | WR | 5-10 | 185 | 7/27/91 | R | UNLV | Atherton, Calif. | CFA-'14 |

RESERVE/INJURED (DESIGNATED FOR RETURN)

| | | | | | | | | | | |
|----|--------------|-------|----|-----|-----|---------|---|--------------|-------------------------|---------------|
| 96 | Cofield, Jr. | Barry | NT | 6-4 | 303 | 3/19/84 | 9 | Northwestern | Cleveland Heights, Ohio | UFA (NYG)-'11 |
|----|--------------|-------|----|-----|-----|---------|---|--------------|-------------------------|---------------|

RESERVE/SUSPENDED BY COMMISSIONER

| | | | | | | | | | | |
|--|---------|--------|---|-----|-----|---------|---|----------|--------------|--------|
| | Jackson | Tanard | S | 6-0 | 193 | 7/21/85 | 5 | Syracuse | Potomac, Md. | FA-'12 |
|--|---------|--------|---|-----|-----|---------|---|----------|--------------|--------|

Key: UFA - unrestricted free agent | FA - free agent | RFA - restricted free agent | CFA - college free agent | T - trade | W - waivers | D - draft | SD - supplemental draft | PS - signed from practice squad

Head Coach: Jay Gruden

Assistant Coaches: Jim Haslett (Defensive Coordinator), Ben Kotwica (Special Teams Coordinator), Sean McVay (Offensive Coordinator), Brian Baker (Outside Linebackers), Bradford Banta (Assistant Special Teams), Jacob Burney (Defensive Line), Shane Day (Assistant Offensive Line/Offensive Quality Control), Chad Englehart (Asst. Strength & Conditioning), Chris Foerster (Offensive Line), Ike Hilliard (Wide Receivers), Randy Jordan (Running Backs), Paul Kelly (Director of Football Operations), Raheem Morris (Defensive Backs), Bret Munsey (Special Projects), Kirk Olivadotti (Inside Linebackers), Jake Peetz (Offensive Quality Control), Wes Phillips (Tight Ends), Aubrey Pleasant (Defensive Quality Control), Ray Wright (Strength & Conditioning)

(As of Oct. 28, 2014)



2014 WASHINGTON REDSKINS ROSTER (NUMERICAL)

| NO. | FIRST | LAST | POS | HT | WT | AGE | EXP. | COLLEGE | HS HOMETOWN | HOW ACQ. |
|-----|----------|----------------|-----|------|-----|-----|------|----------------------|-------------------------|---------------|
| 2 | Kai | Forbath | K | 5-11 | 197 | 27 | 3 | UCLA | Sherman Oaks, Calif. | FA-'12 |
| 5 | Tress | Way | P | 6-1 | 215 | 24 | 1 | Oklahoma | Tulsa, Okla. | W (CHI)-'14 |
| 8 | Kirk | Cousins | QB | 6-3 | 202 | 26 | 3 | Michigan State | Holland, Mich. | D4-'12 |
| 10 | Robert | Griffin III | QB | 6-2 | 222 | 24 | 3 | Baylor | Copperas Cove, Texas | D1-'12 |
| 11 | DeSean | Jackson | WR | 5-10 | 178 | 27 | 7 | California | Long Beach, Calif. | FA-'14 |
| 12 | Andre | Roberts | WR | 5-11 | 187 | 26 | 5 | The Citadel | Columbia, S.C. | UFA (ARI)-'14 |
| 14 | Ryan | Grant | WR | 6-0 | 193 | 23 | R | Tulane | Beaumont, Texas | D5-'14 |
| 15 | Aldrick | Robinson | WR | 5-10 | 184 | 25 | 3 | SMU | Waxahachie, Texas | D6b-'11 |
| 16 | Colt | McCoy | QB | 6-1 | 215 | 28 | 5 | Texas | Tuscola, Texas | UFA (CLE)-'14 |
| 20 | Chase | Minnifield | CB | 6-0 | 186 | 25 | 2 | Virginia | Lexington, Ky. | CFA-'12 |
| 22 | Tracy | Porter | CB | 5-11 | 188 | 28 | 7 | Indiana | Port Allen, La. | UFA (OAK)-'14 |
| 25 | Ryan | Clark | S | 5-11 | 205 | 35 | 13 | Louisiana State | Marrero, La. | UFA (PIT)-'14 |
| 26 | Bashaud | Breeland | CB | 5-11 | 197 | 22 | R | Clemson | Allendale, S.C. | D4-'14 |
| 29 | Roy | Helu, Jr. | RB | 5-11 | 215 | 25 | 4 | Nebraska | Danville, Calif. | D4-'11 |
| 30 | E.J. | Biggers | CB | 6-0 | 185 | 27 | 6 | Western Michigan | North Miami Beach, Fla. | UFA (TB)-'13 |
| 31 | Brandon | Meriweather | S | 5-11 | 198 | 30 | 8 | Miami (Fla.) | Apopka, Fla. | UFA (CHI)-'12 |
| 32 | Silas | Redd, Jr. | RB | 5-10 | 200 | 22 | R | Southern California | Stamford, Conn. | CFA-'14 |
| 34 | Trenton | Robinson | S | 5-9 | 195 | 24 | 3 | Michigan State | Bay City, Mich. | FA-'13 |
| 36 | Darrel | Young | FB | 5-11 | 251 | 27 | 5 | Villanova | Amityville, N.Y. | FA-'10 |
| 38 | Greg | Ducre | CB | 5-10 | 183 | 22 | R | Washington | Los Angeles, Calif. | PS (SD)-'14 |
| 39 | David | Amerson | CB | 6-1 | 205 | 22 | 2 | North Carolina State | Greenboro, N.C. | D2-'13 |
| 46 | Alfred | Morris | RB | 5-10 | 224 | 25 | 3 | Florida Atlantic | Pensacola, Fla. | D6a-'12 |
| 47 | Akeem | Davis | S | 6-1 | 200 | 24 | R | Memphis | Laurel, Miss. | FA-'14 |
| 51 | Will | Compton | LB | 6-1 | 230 | 25 | 1 | Nebraska | Bonne Terre, Mo. | CFA-'13 |
| 52 | Keenan | Robinson | LB | 6-3 | 238 | 25 | 3 | Texas | Plano, Texas | D4b-'12 |
| 53 | Jackson | Jeffcoat | LB | 6-3 | 253 | 22 | R | Texas | Plano, Texas | FA-'14 |
| 55 | Adam | Hayward | LB | 6-1 | 240 | 30 | 8 | Portland State | Westminster, Calif. | UFA (TB)-'14 |
| 56 | Perry | Riley, Jr. | LB | 6-0 | 238 | 26 | 5 | Louisiana State | Stone Mountain, Ga. | D4-'10 |
| 57 | Nick | Sundberg | LS | 6-0 | 264 | 27 | 5 | California | Phoenix, Ariz. | FA-'10 |
| 60 | Spencer | Long | G | 6-5 | 311 | 23 | R | Nebraska | Elkhorn, Neb. | D3b-'14 |
| 64 | Kedric | Golston | DL | 6-4 | 318 | 31 | 9 | Georgia | Tyrone, Ga. | D6-'06 |
| 66 | Chris | Chester | G | 6-3 | 303 | 31 | 9 | Oklahoma | Tustin, Calif. | UFA (BAL)-'11 |
| 67 | Josh | LeRibeus | G | 6-2 | 315 | 25 | 3 | SMU | Richardson, Texas | D3-'12 |
| 68 | Tom | Compton | T | 6-5 | 308 | 25 | 2 | South Dakota | Rosemount, Minn. | D6b-'12 |
| 71 | Trent | Williams | T | 6-5 | 337 | 26 | 5 | Oklahoma | Longview, Texas | D1-'10 |
| 72 | Stephen | Bowen | DE | 6-5 | 300 | 30 | 9 | Hofstra | Dix Hills, N.Y. | UFA (DAL)-'11 |
| 73 | Frank | Kearse | DE | 6-5 | 310 | 26 | 3 | Alabama A&M | Savannah, Ga. | FA-'14 |
| 74 | Tyler | Polumbus | T | 6-8 | 308 | 29 | 6 | Colorado | Englewood, Colo. | FA-'11 |
| 76 | Morgan | Moses | T | 6-6 | 318 | 23 | R | Virginia | North Chesterfield, Va. | D3a-'14 |
| 77 | Shawn | Lauvao | G | 6-3 | 315 | 27 | 5 | Arizona State | Honolulu, Hawaii | UFA (CLE)-'14 |
| 78 | Kory | Lichtensteiger | C/G | 6-2 | 296 | 29 | 6 | Bowling Green | Convoy, Ohio | FA-'10 |
| 82 | Logan | Paulsen | TE | 6-5 | 261 | 27 | 5 | UCLA | West Hills, Calif. | CFA-'10 |
| 84 | Niles | Paul | TE | 6-1 | 241 | 25 | 4 | Nebraska | Omaha, Neb. | D5b-'11 |
| 86 | Jordan | Reed | TE | 6-2 | 237 | 24 | 2 | Florida | New London, Conn. | D3-'13 |
| 88 | Pierre | Garçon | WR | 6-0 | 216 | 28 | 7 | Mount Union | Greenacres, Fla. | UFA (IND)-'12 |
| 89 | Santana | Moss | WR | 5-10 | 193 | 35 | 14 | Miami (Fla.) | Carol City, Fla. | T (NYJ)-'05 |
| 90 | Everette | Brown | LB | 6-1 | 263 | 27 | 5 | Florida State | Stantonsburg, N.C. | FA-'14 |
| 91 | Ryan | Kerrigan | LB | 6-4 | 260 | 26 | 4 | Purdue | Muncie, Ind. | D1-'11 |
| 92 | Chris | Baker | DL | 6-2 | 325 | 27 | 3 | Hampton | Windsor, Conn. | FA-'11 |
| 93 | Trent | Murphy | LB | 6-5 | 258 | 23 | R | Stanford | Phoenix, Ariz. | D2-'14 |
| 94 | Clifton | Geathers | DE | 6-8 | 325 | 26 | 5 | South Carolina | Hemingway, S.C. | UFA (PHI)-'14 |
| 97 | Jason | Hatcher | DE | 6-6 | 299 | 32 | 9 | Grambling State | Jena, La. | UFA (DAL)-'14 |
| 99 | Jarvis | Jenkins | DE | 6-4 | 315 | 26 | 4 | Clemson | Central, S.C. | D2-'11 |

PRACTICE SQUAD

| | | | | | | | | | | |
|----|---------|-------------|----|-----|-----|----|---|------------------|-------------------------|---------|
| 19 | Rashad | Ross | WR | 6-0 | 181 | 24 | 1 | Arizona State | Vallejo, Calif. | FA-'14 |
| 25 | Chris | Thompson | RB | 5-8 | 193 | 24 | 2 | Florida State | Madison, Fla. | D5a-'13 |
| 41 | Phillip | Thomas | S | 6-0 | 223 | 25 | 2 | Fresno State | Bakersfield, Calif. | D4-'13 |
| 50 | Gabe | Miller | LB | 6-3 | 250 | 26 | 2 | Oregon State | Lake Oswego, Ore. | FA-'13 |
| 58 | Steve | Beauharnais | LB | 6-2 | 230 | 24 | 2 | Rutgers | Saddle Brook, N.J. | FA-'14 |
| 62 | Tevita | Stevens | OL | 6-1 | 302 | 27 | 1 | Utah | Hemet, Calif. | CFA-'13 |
| 75 | Robert | Thomas | NT | 6-3 | 325 | 23 | R | Arkansas | Muskogee, Okla. | CFA-'14 |
| 79 | Terren | Jones | T | 6-7 | 341 | 22 | 1 | Alabama State | Fort Walton Beach, Fla. | FA-'14 |
| 87 | Je'Ron | Hamm | TE | 6-3 | 236 | 22 | R | Louisiana-Monroe | Leesville, La. | FA-'14 |

RESERVE/PHYSICALLY UNABLE TO PERFORM

| | | | | | | | | | | |
|----|---------|-----------|----|-----|-----|----|---|--------------|-----------------------|--------|
| 85 | Leonard | Hankerson | WR | 6-2 | 211 | 25 | 4 | Miami (Fla.) | Fort Lauderdale, Fla. | D3-'11 |
|----|---------|-----------|----|-----|-----|----|---|--------------|-----------------------|--------|

RESERVE/INJURED

| | | | | | | | | | | |
|----|----------|--------------|----|------|-----|----|----|----------------|-------------------|--------------|
| | Courtney | Bridget, Jr. | CB | 6-3 | 195 | 23 | R | Hampton | Baltimore, Md. | CFA-'14 |
| | Jerry | Rice, Jr. | WR | 5-10 | 185 | 23 | R | UNLV | Atherton, Calif. | CFA-'14 |
| 23 | DeAngelo | Hall | CB | 5-10 | 198 | 30 | 11 | Virginia Tech | Chesapeake, Va. | FA-'08 |
| 35 | Duke | Ihenacho | S | 6-1 | 207 | 25 | 3 | San Jose State | Gardena, Calif. | W (DEN)-'14 |
| 54 | Akeem | Jordan | LB | 6-1 | 255 | 29 | 8 | James Madison | Harrisonburg, Va. | UFA (KC)-'14 |
| 95 | Chris | Neild | NT | 6-2 | 328 | 26 | 4 | West Virginia | Stroudsburg, Pa. | D7d-'11 |
| 98 | Brian | Orakpo | LB | 6-4 | 257 | 28 | 6 | Texas | Houston, Texas | D1-'09 |

RESERVE/INJURED (DESIGNATED FOR RETURN)

| | | | | | | | | | | |
|----|-------|--------------|----|-----|-----|----|---|--------------|-------------------------|---------------|
| 96 | Barry | Cofield, Jr. | NT | 6-4 | 303 | 30 | 9 | Northwestern | Cleveland Heights, Ohio | UFA (NYG)-'11 |
|----|-------|--------------|----|-----|-----|----|---|--------------|-------------------------|---------------|

RESERVE/SUSPENDED BY COMMISSIONER

| | | | | | | | | | | |
|--|--------|---------|---|-----|-----|----|---|----------|--------------|--------|
| | Tanard | Jackson | S | 6-0 | 193 | 29 | 5 | Syracuse | Potomac, Md. | FA-'12 |
|--|--------|---------|---|-----|-----|----|---|----------|--------------|--------|

Key: U|F|Key: UFA - unrestricted free agent | FA - free agent | RFA - restricted free agent | CFA - college free agent | T - trade | W - waivers | D - draft | SD - supplemental draft | PS - signed from practice squad

Head Coach: Jay Gruden

Assistant Coaches: Jim Haslett (Defensive Coordinator), Ben Kotwica (Special Teams Coordinator), Sean McVay (Offensive Coordinator), Brian Baker (Outside Linebackers), Bradford Banta (Assistant Special Teams), Jacob Burney (Defensive Line), Shane Day (Assistant Offensive Line/Offensive Quality Control), Chad Englandht (Asst. Strength & Conditioning), Chris Foerster (Offensive Line), Ike Hilliard (Wide Receivers), Randy Jordan (Running Backs), Paul Kelly (Director of Football Operations), Raheem Morris (Defensive Backs), Bret Munsey (Special Projects), Kirk Olivadotti (Inside Linebackers), Jake Peetz (Offensive Quality Control), Wes Phillips (Tight Ends), Aubrey Pleasant (Defensive Quality Control), Ray Wright (Strength & Conditioning)



2014 WASHINGTON REDSKINS ROSTER (POSITIONAL)

| NO. | FIRST | LAST | POS | HT | WT | D.O.B. | EXP. | COLLEGE | HS HOMETOWN | HOW ACQ. |
|------------------------------------|----------|----------------|-----|------|-----|----------|------|----------------------|-------------------------|---------------|
| QUARTERBACKS (3) | | | | | | | | | | |
| 8 | Kirk | Cousins | QB | 6-3 | 202 | 8/19/88 | 3 | Michigan State | Holland, Mich. | D4a-'12 |
| 10 | Robert | Griffin III | QB | 6-2 | 222 | 2/12/90 | 3 | Baylor | Copperas Cove, Texas | D1-'12 |
| 16 | Colt | McCoy | QB | 6-1 | 215 | 9/5/86 | 5 | Texas | Tuscola, Texas | UFA (CLE)-'14 |
| RUNNING BACKS/FULLBACKS (4) | | | | | | | | | | |
| 29 | Roy | Helu, Jr. | RB | 5-11 | 215 | 12/7/88 | 4 | Nebraska | Danville, Calif. | D4-'11 |
| 32 | Silas | Redd, Jr. | RB | 5-10 | 200 | 3/1/92 | R | Southern California | Stamford, Conn. | CFA-'14 |
| 36 | Darrel | Young | FB | 5-11 | 251 | 4/8/87 | 5 | Villanova | Amityville, N.Y. | FA-'10 |
| 46 | Alfred | Morris | RB | 5-10 | 224 | 12/12/88 | 3 | Florida Atlantic | Pensacola, Fla. | D6a-'12 |
| WIDE RECEIVERS (6) | | | | | | | | | | |
| 11 | DeSean | Jackson | WR | 5-10 | 178 | 12/1/86 | 7 | California | Long Beach, Calif. | FA-'14 |
| 12 | Andre | Roberts | WR | 5-11 | 187 | 1/9/88 | 5 | The Citadel | Columbia, S.C. | UFA (ARI)-'14 |
| 14 | Ryan | Grant | WR | 6-0 | 193 | 12/19/90 | R | Tulane | Beaumont, Texas | D5-'14 |
| 15 | Aldrick | Robinson | WR | 5-10 | 184 | 11/24/88 | 3 | SMU | Waxahachie, Texas | D6b-'11 |
| 88 | Pierre | Garçon | WR | 6-0 | 216 | 8/8/86 | 7 | Mount Union | Greenacres, Fla. | UFA (IND)-'12 |
| 89 | Santana | Moss | WR | 5-10 | 193 | 6/1/79 | 14 | Miami (Fla.) | Carol City, Fla. | T (NYJ)-'05 |
| TIGHT ENDS (3) | | | | | | | | | | |
| 82 | Logan | Paulsen | TE | 6-5 | 261 | 2/26/87 | 5 | UCLA | West Hills, Calif. | CFA-'10 |
| 84 | Niles | Paul | TE | 6-1 | 241 | 8/9/89 | 4 | Nebraska | Omaha, Neb. | D5b-'11 |
| 86 | Jordan | Reed | TE | 6-2 | 237 | 7/3/90 | 2 | Florida | New London, Conn. | D3-'13 |
| OFFENSIVE LINEMEN (9) | | | | | | | | | | |
| 60 | Spencer | Long | G | 6-5 | 311 | 11/8/90 | R | Nebraska | Elkhorn, Neb. | D3b-'14 |
| 66 | Chris | Chester | G | 6-3 | 303 | 1/12/83 | 9 | Oklahoma | Tustin, Calif. | UFA (BAL)-'11 |
| 67 | Josh | LeRibeus | G | 6-2 | 315 | 7/2/89 | 3 | SMU | Richardson, Texas | D3-'12 |
| 68 | Tom | Compton | T | 6-5 | 308 | 5/10/89 | 2 | South Dakota | Rosemount, Minn. | D6b-'12 |
| 71 | Trent | Williams | T | 6-5 | 337 | 7/19/88 | 5 | Oklahoma | Longview, Texas | D1-'10 |
| 74 | Tyler | Polumbus | T | 6-8 | 308 | 4/10/85 | 6 | Colorado | Englewood, Colo. | FA-'11 |
| 76 | Morgan | Moses | T | 6-6 | 318 | 3/3/91 | R | Virginia | North Chesterfield, Va. | D3a-'14 |
| 77 | Shawn | Lauvao | G | 6-3 | 315 | 10/26/87 | 5 | Arizona State | Honolulu, Hawaii | UFA (CLE)-'14 |
| 78 | Kory | Lichtensteiger | C/G | 6-2 | 296 | 3/22/85 | 6 | Bowling Green | Convoy, Ohio | FA-'10 |
| DEFENSIVE LINEMEN (7) | | | | | | | | | | |
| 64 | Kedric | Golston | DL | 6-4 | 318 | 5/30/83 | 9 | Georgia | Tyrone, Ga. | D6-'06 |
| 72 | Stephen | Bowen | DE | 6-5 | 300 | 3/28/84 | 9 | Hofstra | Dix Hills, N.Y. | UFA (DAL)-'11 |
| 73 | Frank | Kearse | DE | 6-5 | 310 | 10/28/88 | 3 | Alabama A&M | Savannah, Ga. | FA-'14 |
| 92 | Chris | Baker | DL | 6-2 | 325 | 10/8/87 | 3 | Hampton | Windsor, Conn. | FA-'11 |
| 94 | Clifton | Geathers | DE | 6-8 | 325 | 12/11/87 | 5 | South Carolina | Hemingway, S.C. | UFA (PHI)-'14 |
| 97 | Jason | Hatcher | DE | 6-6 | 299 | 7/13/82 | 9 | Grambling State | Jena, La. | UFA (DAL)-'14 |
| 99 | Jarvis | Jenkins | DE | 6-4 | 315 | 4/24/88 | 4 | Clemson | Central, S.C. | D2-'11 |
| LINEBACKERS (8) | | | | | | | | | | |
| 51 | Will | Compton | LB | 6-1 | 230 | 9/19/89 | 1 | Nebraska | Bonne Terre, Mo. | CFA-'13 |
| 52 | Keenan | Robinson | LB | 6-3 | 238 | 7/7/89 | 3 | Texas | Plano, Texas | D4b-'12 |
| 53 | Jackson | Jeffcoat | LB | 6-3 | 253 | 12/26/91 | R | Texas | Plano, Texas | FA-'14 |
| 55 | Adam | Hayward | LB | 6-1 | 240 | 6/23/84 | 8 | Portland State | Westminster, Calif. | UFA (TB)-'14 |
| 56 | Perry | Riley, Jr. | LB | 6-0 | 238 | 5/3/88 | 5 | Louisiana State | Stone Mountain, Ga. | D4-'10 |
| 90 | Everette | Brown | LB | 6-1 | 263 | 8/7/87 | 5 | Florida State | Stantonsburg, N.C. | FA-'14 |
| 91 | Ryan | Kerrigan | LB | 6-4 | 260 | 8/16/88 | 4 | Purdue | Muncie, Ind. | D1-'11 |
| 93 | Trent | Murphy | LB | 6-5 | 258 | 12/20/90 | R | Stanford | Phoenix, Ariz. | D2-'14 |
| DEFENSIVE BACKS (10) | | | | | | | | | | |
| 20 | Chase | Minnifield | CB | 6-0 | 186 | 3/31/89 | 2 | Virginia | Lexington, Ky. | CFA-'12 |
| 22 | Tracy | Porter | CB | 5-11 | 188 | 8/11/86 | 7 | Indiana | Port Allen, La. | UFA (OAK)-'14 |
| 25 | Ryan | Clark | S | 5-11 | 205 | 10/12/79 | 13 | Louisiana State | Marrero, La. | UFA (PIT)-'14 |
| 26 | Bashaud | Breeland | CB | 5-11 | 197 | 1/30/92 | R | Clemson | Allendale, S.C. | D4-'14 |
| 30 | E.J. | Biggers | CB | 6-0 | 185 | 6/13/87 | 6 | Western Michigan | North Miami Beach, Fla. | UFA (TB)-'13 |
| 31 | Brandon | Meriweather | S | 5-11 | 198 | 1/14/84 | 8 | Miami (Fla.) | Apopka, Fla. | UFA (CHI)-'12 |
| 34 | Trenton | Robinson | S | 5-9 | 195 | 2/16/90 | 3 | Michigan State | Bay City, Mich. | FA-'13 |
| 38 | Greg | Ducre | CB | 5-10 | 183 | 1/22/92 | R | Washington | Los Angeles, Calif. | PS (SD)-'14 |
| 39 | David | Amerson | CB | 6-1 | 205 | 12/8/91 | 2 | North Carolina State | Greenboro, N.C. | D2-'13 |
| 47 | Akeem | Davis | S | 6-1 | 200 | 12/25/89 | R | Memphis | Laurel, Miss. | FA-'14 |
| SPECIALISTS (3) | | | | | | | | | | |
| 2 | Kai | Forbath | K | 5-11 | 197 | 9/2/87 | 3 | UCLA | Sherman Oaks, Calif. | FA-'12 |
| 5 | Tress | Way | P | 6-1 | 215 | 4/18/90 | 1 | Oklahoma | Tulsa, Okla. | W (CHI)-'14 |
| 57 | Nick | Sundberg | LS | 6-0 | 264 | 7/29/87 | 5 | California | Phoenix, Ariz. | FA-'10 |

Key: UFA - unrestricted free agent | FA - free agent | RFA - restricted free agent | CFA - college free agent | T - trade | W - waivers | D - draft | SD - supplemental draft



**2014 UNOFFICIAL WASHINGTON REDSKINS DEPTH CHART
(AS OF OCT. 28)**

OFFENSE

| | | | |
|-----------|------------------------|-------------------------------|----------------------------------|
| WR | 88 Pierre Garçon | 89 Santana Moss | 15 Aldrick Robinson |
| LT | 71 Trent Williams | <u>76 Morgan Moses</u> | |
| LG | 77 Shawn Lauvao | 67 Josh LeRibeus | |
| C | 78 Kory Lichtensteiger | 66 Chris Chester | |
| RG | 66 Chris Chester | <u>60 Spencer Long</u> | |
| RT | 68 Tom Compton | 74 Tyler Polumbus | |
| TE | 86 Jordan Reed | 84 Niles Paul | 82 Logan Paulsen |
| WR | 11 DeSean Jackson | 12 Andre Roberts | <u>14 Ryan Grant</u> |
| QB | 16 Colt McCoy | 8 Kirk Cousins | 10 Robert Griffin III |
| FB | 36 Darrel Young | | |
| RB | 46 Alfred Morris | 29 Roy Helu, Jr. | <u>32 Silas Redd, Jr.</u> |

DEFENSE

| | | | |
|-------------|-----------------------------------|-----------------------------------|-----------------------------|
| LDE | 99 Jarvis Jenkins | 72 Stephen Bowen | 94 Clifton Geathers |
| NT | 92 Chris Baker | 64 Kedric Golston | |
| RDE | 97 Jason Hatcher | 73 Frank Kears | |
| LOLB | 91 Ryan Kerrigan | <u>53 Jackson Jeffcoat</u> | |
| MLB | 52 Keenan Robinson | 51 Will Compton | |
| JLB | 56 Perry Riley, Jr. | 55 Adam Hayward | |
| ROLB | <u>93 Trent Murphy</u> | 90 Everette Brown | |
| LCB | <u>26 Bashaud Breeland</u> | 30 E.J. Biggers | 22 Tracy Porter |
| RCB | 39 David Amerson | 20 Chase Minnifield | <u>38 Greg Ducre</u> |
| SS | 31 Brandon Meriweather | 34 Trenton Robinson | |
| FS | 25 Ryan Clark | <u>47 Akeem Davis</u> | |

SPECIAL TEAMS

| | | | |
|------------|------------------|-----------------------------------|-----------------|
| P | 5 Tress Way | | |
| K | 2 Kai Forbath | | |
| H | 5 Tress Way | | |
| LS | 57 Nick Sundberg | | |
| KOR | 12 Andre Roberts | <u>26 Bashaud Breeland</u> | |
| PR | 12 Andre Roberts | 11 DeSean Jackson | 89 Santana Moss |

Rookies Bolded and Underlined

(Injured Players in Parentheses)

HOW THE REDSKINS WERE BUILT

| YEAR | DRAFT/CFA | FREE AGENT | TRADE | WAIVERS | SIGNED FROM PRACTICE SQUAD |
|-------------|---|---|-----------------------|---------|----------------------------|
| | 25 | 25 | 1 | 1 | 1 |
| | | | WR Santana Moss (NYJ) | | |
| 2005 | | | | | |
| 2006 | DL Kedric Golston (6b) | | | | |
| 2009 | | FB Darrel Young | | | |
| 2010 | T Trent Williams (1) LB Perry Riley, Jr. (4) TE Logan Paulsen (CFA) | G/C Kory Lichtensteiger LS Nick Sundberg | | | |
| 2011 | LB Ryan Kerrigan (1) DE Jarvis Jenkins (2) RB Roy Helu, Jr. (4) TE Niles Paul (5b) WR Aldrick Robinson (6b) | DL Chris Baker DE Stephen Bowen (UFA - DAL) OL Chris Chester (UFA - BAL) T Tyler Polunbus | | | |
| 2012 | QB Robert Griffin III (1) G Josh LeRibeus (3) QB Kirk Cousins (4a) LB Keenan Robinson (4b) RB Alfred Morris (6a) T Tom Compton (6b) CB Chase Minnifield (CFA) | K Kai Forbath WR Pierre Garçon (UFA - IND) S Brandon Meriweather (UFA - CHI) | | | |
| 2013 | CB David Amerson (2) TE Jordan Reed (3) LB Will Compton (CFA) | CB E.J. Biggers (UFA - TB) S Trenton Robinson | | | |
| 2014 | LB Trent Murphy (2) T Morgan Moses (3a) G Spencer Long (3b) CB Bashaud Breeland (4) WR Ryan Grant (5) RB Silas Redd, Jr. (CFA) | LB Everette Brown S Ryan Clark (UFA - PIT) S Akeem Davis DE Clifton Geathers (UFA - PHI) DE Jason Hatcher (UFA - DAL) LB Adam Hayward (UFA - TB) WR DeSean Jackson LB Jackson Jeffcoat | P Tress Way (CHI) | | CB Greg Ducre (SD) |



HOW THE REDSKINS ENTERED THE NFL

| YEAR | 1ST ROUND 5 | 2ND ROUND 7 | 3RD ROUND 8 | 4TH ROUND 6 |
|------|--------------------------------|---|---|---|
| 2001 | WR Santana Moss (NYJ, 16) | | | |
| 2006 | | G Chris Chester (BAL, 56) | DE Jason Hatcher (DAL, 92) | |
| 2007 | S Brandon Meriweather (NE, 24) | | | |
| 2008 | | CB Tracy Porter (NO, 40) WR DeSean Jackson (PHI, 49) | | G/C Kory Lichtensteiger (DEN, 108) |
| 2009 | | LB Everette Brown (CAR, 43) | | |
| 2010 | T Trent Williams (WAS, 4) | | QB Colt McCoy (CLE, 85) WR Andre Roberts (ARI, 88) G Shawn Lauvao (CLE, 92) | LB Perry Riley, Jr. (WAS, 103) |
| 2011 | LB Ryan Kerrigan (WAS, 16) | DE Jarvis Jenkins (WAS, 41) | | RB Roy Helu, Jr. (WAS, 105) |
| 2012 | QB Robert Griffin III (WAS, 2) | | G Josh LeRibeus (WAS, 71) | QB Kirk Cousins (WAS, 102) LB Keenan Robinson (WAS, 119) |
| 2013 | | CB David Amerson (WAS, 51) | TE Jordan Reed (WAS, 85) | |
| 2014 | | LB Trent Murphy (WAS, 47) | T Morgan Moses (WAS, 66) G Spencer Long (WAS, 78) | CB Bashaud Breeland (WAS, 102) |

| YEAR | 5TH ROUND 2 | 6TH ROUND 8 | 7TH ROUND 2 | COLLEGE FA 12 |
|------|--------------------------|---|---------------------------|--|
| 2002 | | | | S Ryan Clark (NYG) |
| 2006 | | DE Kedric Golston (WAS, 196) | | DE Stephen Bowen (DAL) |
| 2007 | | LB Adam Hayward (TB, 184) | | |
| 2008 | | WR Pierre Garçon (IND, 205) | | T Tyler Polumbus (DEN) |
| 2009 | | | CB EJ Biggers (TB, 217) | DL Chris Baker (DEN) LS Nick Sundberg (CAR) FB Darrel Young (WAS) |
| 2010 | | DE Clifton Geathers (CLE, 186) | | TE Logan Paulsen (WAS) |
| 2011 | TE Niles Paul (WAS, 155) | WR Aldrick Robinson (WAS, 178) | DE Frank Kears (MIA, 231) | K Kai Forbath (DAL) |
| 2012 | | RB Alfred Morris (WAS, 173) S Trenton Robinson (SF, 180) T Tom Compton (WAS, 193) | | CB Chase Minnifield (WAS) |
| 2013 | | | | LB Will Compton (WAS) P Tress Way (CHI) |
| 2014 | WR Ryan Grant (WAS, 142) | | | S Akeem Davis (WAS) CB Greg Ducre (SD) LB Jackson Jeffcoat (SEA) RB Silas Redd, Jr. (WAS) |



PLAYER PRONUNCIATION GUIDE

| | |
|----------------------------|---------------------|
| David Amerson | AM-urh-sun |
| Steve Beauharnais | Bo-HAR-ness |
| Stephen Bowen | BO-en |
| Bashaud Breeland | BUSH-aud |
| Greg Ducre | doo-CRAY |
| Kai Forbath | (rhymes with eye) |
| Pierre Garçon | Gar-SOAN |
| Kedric Golston | KEH-drick GOAL-stun |
| Roy Helu, Jr. | Heh-lu |
| Duke Ihenacho | EE-ah-NAH-cho |
| Frank Kearse | KEERse |
| Shawn Lauvao | Lah-VOW |
| Josh LeRibeus | Luh-REE-bus |
| Kory Lichtensteiger | LICK-ten-STY-grr |
| Chris Neild | KNEELed |
| Brian Orakpo | uh-RACK-po |
| Aldrick Robinson | ALL-drick |
| Tevita Stevens | TA-vee-ta |
| Darrel Young | DUH-rell |

COACHING STAFF PRONUNCIATION GUIDE

| | |
|-----------------------|-------------|
| Chris Foerster | FUR-ster |
| Ben Kotwica | Cot-WEE-kuh |

2014 WASHINGTON REDSKINS TRANSACTIONS**(BY DATE)**

| DATE | POS | NAME | TRANSACTION |
|-------------|------------|---------------------|--|
| January 7 | WR | David Gettis | Signed Reserve/Futures Contract |
| January 8 | OL | Kevin Kowalski | Signed Reserve/Futures Contract |
| January 9 | HC | Jay Gruden | Named Head Coach |
| January 15 | OC | Sean McVay | Promoted to Offensive Coordinator |
| January 15 | OLB | Brian Baker | Named Outside Linebackers Coach |
| January 15 | ST | Ben Kotwica | Named Special Teams Coordinator |
| January 16 | LB | Kirk Olivadotti | Named Inside Linebackers Coach |
| January 17 | TE | Wes Phillips | Named Tight Ends Coach |
| January 20 | WR | Ike Hilliard | Named Wide Receivers Coach |
| January 26 | RB | Randy Jordan | Named Running Backs Coach |
| February 3 | WR | Aldrick Robinson | Signed as Exclusive Rights Free Agent |
| February 4 | ST | Bradford Banta | Named Assistant Special Teams Coach |
| February 4 | QC | Shane Day | Named Assisnt Offensive Line/Offensive Quality Control Coach |
| February 4 | QC | Jake Peetz | Named Offensive Quality Control Coach |
| February 6 | DE | Doug Worthington | Signed as Exclusive Rights Free Agent |
| February 19 | CB | DeAngelo Hall | Re-signed |
| February 27 | DE | Chris Baker | Re-signed |
| March 3 | LB | Brian Orakpo | Placed Franchise Tag |
| March 4 | DE | Adam Carriker | Released |
| March 4 | RB | Jawan Jamison | Waived |
| March 4 | RB | Davin Meggett | Waived |
| March 4 | TE | Richard Quinn | Released |
| March 4 | P | Sav Rocca | Released |
| March 11 | LB | Perry Riley | Re-signed |
| March 12 | LB | Adam Hayward | Signed as Unrestricted Free Agent |
| March 12 | G | Shawn Lauvao | Signed as Unrestricted Free Agent |
| March 12 | WR | Andre Roberts | Signed as Unrestricted Free Agent |
| March 13 | DE | Clifton Geathers | Signed as Unrestricted Free Agent |
| March 13 | WR | Santana Moss | Re-signed |
| March 14 | DE | Jason Hatcher | Signed as Unrestricted Free Agent |
| March 14 | K | Jake Rogers | Signed as Free Agent |
| March 14 | LB | Darryl Sharpton | Signed as Unrestricted Free Agent |
| March 14 | C | Will Montgomery | Released |
| March 15 | CB | Tracy Porter | Signed as Unrestricted Free Agent |
| March 18 | S | Brandon Meriweather | Re-signed |
| March 19 | LB | Akeem Jordan | Signed as Unrestricted Free Agent |
| March 24 | DE | Brandon Moore | Claimed Off Waivers |
| March 27 | CB | E.J. Biggers | Re-signed |
| March 27 | LB | Brian Orakpo | Signed Franchise Tender |
| March 28 | G/C | Mike McGlynn | Signed as Unrestricted Free Agent |
| April 2 | S | Ryan Clark | Signed as Unrestricted Free Agent |
| April 2 | WR | DeSean Jackson | Signed as Free Agent |
| April 3 | QB | Colt McCoy | Signed as Unrestricted Free Agent |
| April 4 | LB | Rob Jackson | Re-signed |

2014 WASHINGTON REDSKINS TRANSACTIONS
(BY DATE)

| DATE | POS | NAME | TRANSACTION |
|-------------|------------|-----------------------|---|
| April 5 | WR | Josh Bellamy | Waived |
| April 5 | LB | Josh Hull | Released |
| April 5 | CB | Ryan Mouton | Released |
| April 8 | P | Blake Clingan | Signed as Free Agent |
| April 10 | S | Akeem Davis | Signed as Free Agent |
| April 29 | DE | Brandon Moore | Waived |
| May 6 | S | Tanard Jackson | Reinstated from Suspension |
| May 6 | S | Tanard Jackson | Released |
| May 7 | S | Tanard Jackson | Signed as Free Agent |
| May 9 | LB | Trent Murphy | Draft Choice (Round 2, No. 47 Overall) |
| May 9 | T | Morgan Moses | Draft Choice (Round 3, No. 66 Overall) |
| May 9 | G | Spencer Long | Draft Choice (Round 3, No. 78 Overall) |
| May 10 | CB | Bashaud Breeland | Draft Choice (Round 4, No. 102 Overall) |
| May 10 | WR | Ryan Grant | Draft Choice (Round 5, No. 142 Overall) |
| May 10 | RB | Lache Seastrunk | Draft Choice (Round 6, No. 186 Overall) |
| May 10 | TE | Ted Bolser | Draft Choice (Round 7, No. 217 Overall) |
| May 10 | K | Zach Hocker | Draft Choice (Round 7, No. 228 Overall) |
| May 12 | WR | David Gettis | Released |
| May 12 | K | Jake Rogers | Waived |
| May 14 | DL | Chris Davenport | Signed as College Free Agent |
| May 14 | WR | Lee Doss | Signed as College Free Agent |
| May 14 | WR | Cody Hoffman | Signed as College Free Agent |
| May 14 | WR | Kofi Hughes | Signed as College Free Agent |
| May 14 | WR | Rashad Lawrence | Signed as College Free Agent |
| May 14 | TE | Kevin Perry | Signed as College Free Agent |
| May 14 | RB | Silas Redd, Jr. | Signed as College Free Agent |
| May 14 | DB | Bryan Shepherd | Signed as College Free Agent |
| May 14 | DL | Robert Thomas | Signed as College Free Agent |
| May 15 | QB | Tommy Rees | Signed as College Free Agent |
| May 16 | G | Spencer Long | Signed Contract |
| May 16 | CB | Bashaud Breeland | Signed Contract |
| May 16 | WR | Ryan Grant | Signed Contract |
| May 16 | RB | Lache Seastrunk | Signed Contract |
| May 16 | TE | Ted Bolser | Signed Contract |
| May 16 | K | Zach Hocker | Signed Contract |
| May 17 | DE | Frank Kears | Signed as Free Agent |
| May 17 | CB | Courtney Bridget, Jr. | Signed as College Free Agent |
| May 17 | S | Ross Madison | Signed as College Free Agent |
| May 17 | CB | Blake Sailors | Signed as College Free Agent |
| May 17 | DL | Chris Davenport | Released |
| May 17 | S | Jose Gumbs | Released |
| May 17 | TE | Kevin Perry | Released |
| May 17 | QB | Tommy Rees | Released |
| May 23 | LB | Trent Murphy | Signed Contract |

2014 WASHINGTON REDSKINS TRANSACTIONS**(BY DATE)**

| DATE | POS | NAME | TRANSACTION |
|-------------|------------|------------------------|---|
| May 23 | WR | Rashad Ross | Signed as Free Agent |
| May 23 | WR | Kofi Hughes | Waived |
| June 26 | WR | Jerry Rice, Jr. | Signed as College Free Agent |
| June 26 | CB | Blake Sailors | Waived |
| July 9 | S | Tanard Jackson | Suspended by Commissioner |
| July 15 | FB | Stephen Campbell | Signed as Free Agent |
| July 21 | TE | Mike Caussin | Signed as Free Agent |
| July 21 | LS | Kyle Nelson | Waived |
| July 23 | DE | Stephen Bowen | Designated Active/Physically Unable to Perform |
| July 23 | WR | Leonard Hankerson | Designated Active/Physically Unable to Perform |
| July 23 | DE | Jason Hatcher | Designated Active/Physically Unable to Perform |
| July 23 | OL | Maurice Hurt | Designated Active/Non-Football Injury |
| July 27 | LB | Brandon Jenkins | Waived |
| July 27 | OL | Maurice Hurt | Passed Physical; Removed from Active/Non-Football Injury List |
| July 28 | LB | Everette Brown | Signed as Free Agent |
| July 30 | DE | Jake McDonough | Signed as Free Agent |
| July 30 | CB | Courtney Bridget, Jr. | Waived/Injured |
| August 3 | WR | Jerry Rice, Jr. | Waived/Injured |
| August 4 | DL | Jeremy Towns | Signed as Free Agent |
| August 9 | S | Da'Mon Cromartie-Smith | Signed as Free Agent |
| August 9 | CB | Peyton Thompson | Waived |
| August 9 | DE | Jason Hatcher | Passed Physical; Removed from Active/Non-Football Injury List |
| August 14 | TE | Matt Veldman | Signed as Free Agent |
| August 14 | DE | Doug Worthington | Waived |
| August 20 | P | Tress Way | Claimed Off Waivers |
| August 20 | P | Blake Clingan | Waived |
| August 21 | TE | Mike Caussin | Placed on Reserve/Injured list |
| August 24 | FB | Stephen Campbell | Waived |
| August 24 | WR | Cody Hoffman | Waived |
| August 24 | LB | Rob Jackson | Released |
| August 24 | LB | Jeremy Kimbrough | Waived |
| August 24 | WR | Rashad Lawrence | Waived |
| August 24 | S | Ross Madison | Waived |
| August 24 | DE | Jake McDonough | Waived |
| August 24 | LB | Adrian Robinson | Waived |
| August 24 | DL | Jeremy Towns | Waived |
| August 25 | G | Adam Gettis | Waived |
| August 25 | CB | Bryan Shepherd | Waived |
| August 26 | G/C | Mike McGlynn | Released |
| August 26 | WR | Rashad Ross | Waived |
| August 26 | TE | Matt Veldman | Waived |
| August 29 | TE | Ted Bolser | Waived |
| August 29 | CB | Richard Crawford | Waived |
| August 29 | S | Da'Mon Cromartie-Smith | Waived |

2014 WASHINGTON REDSKINS TRANSACTIONS**(BY DATE)**

| DATE | POS | NAME | TRANSACTION |
|--------------|------------|---------------------|--|
| August 29 | WR | Lee Doss | Waived |
| August 29 | OL | Kevin Kowalski | Waived |
| August 29 | P | Robert Malone | Waived |
| August 29 | OL | Tevita Stevens | Waived |
| August 29 | NT | Robert Thomas | Waived |
| August 30 | K | Zach Hocker | Waived |
| August 30 | OL | Maurice Hurt | Waived |
| August 30 | CB | Chase Minnifield | Waived |
| August 30 | RB | Evan Royster | Waived |
| August 30 | RB | Lache Seastrunk | Waived |
| August 30 | S | Phillip Thomas | Waived |
| August 30 | RB | Chris Thompson | Waived |
| August 30 | WR | Nick Williams | Waived |
| August 30 | LB | Everette Brown | Released |
| August 30 | NT | Chris Neild | Placed on Reserve/Injured list |
| August 30 | LB | Darryl Sharpton | Placed on Reserve/Injured list |
| August 30 | DE | Stephen Bowen | Placed on Reserve/Physically Unable to Perform list |
| August 30 | WR | Leonard Hankerson | Placed on Reserve/Physically Unable to Perform list |
| August 31 | S | Duke Ihenacho | Claimed Off Waivers |
| August 31 | S | Akeem Davis | Waived |
| August 31 | TE | Ted Bolser | Signed to Practice Squad |
| August 31 | CB | Richard Crawford | Signed to Practice Squad |
| August 31 | CB | Chase Minnifield | Signed to Practice Squad |
| August 31 | OL | Tevita Stevens | Signed to Practice Squad |
| August 31 | S | Phillip Thomas | Signed to Practice Squad |
| August 31 | NT | Robert Thomas | Signed to Practice Squad |
| August 31 | RB | Chris Thompson | Signed to Practice Squad |
| August 31 | WR | Nick Williams | Signed to Practice Squad |
| September 1 | S | Brandon Meriweather | Suspended by Commissioner |
| September 1 | S | Akeem Davis | Signed to Practice Squad |
| September 1 | LB | Chaz Sutton | Signed to Practice Squad |
| September 2 | OL | Braxton Cave | Signed to Practice Squad |
| September 2 | LB | Jackson Jeffcoat | Signed to Practice Squad |
| September 2 | OL | Tevita Stevens | Released from Practice Squad |
| September 2 | LB | Chaz Sutton | Released from Practice Squad |
| September 3 | TE | Mike Caussin | Released from Reserve/Injured list (Injury Settlement) |
| September 9 | S | Akeem Davis | Signed to Active Roster from Practice Squad |
| September 9 | TE | Je'Ron Hamm | Signed to Practice Squad |
| September 9 | DL | Derrick Hopkins | Signed to Practice Squad |
| September 9 | WR | Marvin McNutt | Signed to Practice Squad |
| September 9 | CB | Richard Crawford | Released from Practice Squad |
| September 9 | WR | Nick Williams | Released from Practice Squad |
| September 15 | S | Brandon Meriweather | Reinstated from Suspension |
| September 16 | S | Bacarri Rambo | Waived |

2014 WASHINGTON REDSKINS TRANSACTIONS**(BY DATE)**

| DATE | POS | NAME | TRANSACTION |
|--------------|------------|-------------------|--|
| September 16 | DL | Hebron Fangupo | Signed to Practice Squad |
| September 16 | DL | Derrick Hopkins | Released from Practice Squad |
| September 22 | CB | DeAngelo Hall | Placed on Reserve/Injured list |
| September 22 | S | Duke Ihenacho | Placed on Reserve/Injured list |
| September 22 | CB | Chase Minnifield | Signed to Active Roster from Practice Squad |
| September 22 | LB | Darryl Sharpton | Released from Reserve/Injured list |
| September 23 | OL | Tevita Stevens | Signed to Practice Squad |
| September 23 | OL | Braxton Cave | Released from Practice Squad |
| September 25 | NT | Robert Thomas | Signed to Active Roster from Practice Squad |
| September 27 | LB | Gabe Miller | Waived |
| September 27 | NT | Robert Thomas | Waived |
| September 29 | CB | Richard Crawford | Signed as Free Agent |
| September 29 | S | Jamarca Sanford | Signed as Free Agent |
| September 29 | T | Terren Jones | Signed to Practice Squad |
| September 30 | LB | Gabe Miller | Signed to Practice Squad |
| September 30 | NT | Robert Thomas | Signed to Practice Squad |
| September 30 | DL | Hebron Fangupo | Released from Practice Squad |
| October 7 | LB | Jackson Jeffcoat | Signed to Active Roster from Practice Squad |
| October 7 | CB | Richard Crawford | Waived |
| October 7 | TE | Ted Bolser | Released from Practice Squad |
| October 7 | S | Akeem Davis | Waived |
| October 8 | CB | Greg Ducre | Signed from San Diego's Practice Squad |
| October 8 | LB | Steve Beauharnais | Signed to Practice Squad |
| October 9 | S | Akeem Davis | Signed to Practice Squad |
| October 14 | WR | Rashad Ross | Signed to Practice Squad |
| October 14 | WR | Marvin McNutt | Released from Practice Squad |
| October 18 | DE | Stephen Bowen | Activated from Physically Unable to Perform list |
| October 18 | LB | Akeem Jordan | Placed on Reserve/Injured list |
| October 21 | LB | Everette Brown | Signed as Free Agent |
| October 21 | LB | Brian Orakpo | Placed on Reserve/Injured list |
| October 27 | S | Akeem Davis | Signed to Active Roster from Practice Squad |
| October 27 | S | Jamarca Sanford | Released |

2014 WASHINGTON REDSKINS TRANSACTIONS**(BY NAME)**

| NAME | POS | TRANSACTION | DATE |
|-------------------------|------------|--|--------------|
| Baker, Brian | OLB | Named Outside Linebackers Coach | January 15 |
| Baker, Chris | DE | Re-signed | February 27 |
| Banta, Bradford | ST | Named Assistant Special Teams Coach | February 4 |
| Beauharnais, Steve | LB | Signed to Practice Squad | October 8 |
| Bellamy, Josh | WR | Waived | April 5 |
| Biggers, E.J. | CB | Re-signed | March 27 |
| Bolser, Ted | TE | Draft Choice (Round 7, No. 217 Overall) | May 10 |
| Bolser, Ted | TE | Signed Contract | May 16 |
| Bolser, Ted | TE | Waived | August 29 |
| Bolser, Ted | TE | Signed to Practice Squad | August 31 |
| Bolser, Ted | TE | Released from Practice Squad | October 7 |
| Bowen, Stephen | DE | Designated Active/Physically Unable to Perform | July 23 |
| Bowen, Stephen | DE | Placed on Reserve/Physically Unable to Perform list | August 30 |
| Bowen, Stephen | DE | Activated from Physically Unable to Perform list | October 18 |
| Breeland, Bashaud | CB | Draft Choice (Round 4, No. 102 Overall) | May 10 |
| Breeland, Bashaud | CB | Signed Contract | May 16 |
| Bridget, Jr., Courtney | CB | Signed as College Free Agent | May 17 |
| Bridget, Jr., Courtney | CB | Waived/Injured | July 30 |
| Brown, Everette | LB | Signed as Free Agent | July 28 |
| Brown, Everette | LB | Released | August 30 |
| Brown, Everette | LB | Signed as Free Agent | October 21 |
| Campbell, Stephen | FB | Signed as Free Agent | July 15 |
| Campbell, Stephen | FB | Waived | August 24 |
| Carriker, Adam | DE | Released | March 4 |
| Caussin, Mike | TE | Signed as Free Agent | July 21 |
| Caussin, Mike | TE | Placed on Reserve/Injured list | August 21 |
| Caussin, Mike | TE | Released from Reserve/Injured list (Injury Settlement) | September 3 |
| Cave, Braxston | OL | Signed to Practice Squad | September 2 |
| Cave, Braxston | OL | Released from Practice Squad | September 23 |
| Clark, Ryan | S | Signed as Unrestricted Free Agent | April 2 |
| Clingan, Blake | P | Signed as Free Agent | April 8 |
| Clingan, Blake | P | Waived | August 20 |
| Crawford, Richard | CB | Waived | August 29 |
| Crawford, Richard | CB | Signed to Practice Squad | August 31 |
| Crawford, Richard | CB | Released from Practice Squad | September 9 |
| Crawford, Richard | CB | Signed as Free Agent | September 29 |
| Crawford, Richard | CB | Waived | October 7 |
| Cromartie-Smith, Da'Mon | S | Signed as Free Agent | August 9 |
| Cromartie-Smith, Da'Mon | S | Waived | August 29 |
| Davenport, Chris | DL | Signed as College Free Agent | May 14 |
| Davenport, Chris | DL | Released | May 17 |
| Davis, Akeem | S | Signed as Free Agent | April 10 |
| Davis, Akeem | S | Waived | August 31 |

2014 WASHINGTON REDSKINS TRANSACTIONS**(BY NAME)**

| NAME | POS | TRANSACTION | DATE |
|--------------------|------------|---|--------------|
| Davis, Akeem | S | Signed to Practice Squad | September 1 |
| Davis, Akeem | S | Signed to Active Roster from Practice Squad | September 9 |
| Davis, Akeem | S | Waived | October 7 |
| Davis, Akeem | S | Signed to Practice Squad | October 9 |
| Davis, Akeem | S | Signed to Active Roster from Practice Squad | October 27 |
| Day, Shane | QC | Named Assistnt Offensive Line/Offensive Quality Control Coach | February 4 |
| Doss, Lee | WR | Signed as College Free Agent | May 14 |
| Doss, Lee | WR | Waived | August 29 |
| Ducre, Greg | CB | Signed from San Diego's Practice Squad | October 8 |
| Fangupo, Hebron | DL | Signed to Practice Squad | September 16 |
| Fangupo, Hebron | DL | Released from Practice Squad | September 30 |
| Geathers, Clifton | DE | Signed as Unrestricted Free Agent | March 13 |
| Gettis, Adam | G | Waived | August 25 |
| Gettis, David | WR | Signed Reserve/Futures Contract | January 7 |
| Gettis, David | WR | Released | May 12 |
| Grant, Ryan | WR | Draft Choice (Round 5, No. 142 Overall) | May 10 |
| Grant, Ryan | WR | Signed Contract | May 16 |
| Gruden, Jay | HC | Named Head Coach | January 9 |
| Gumbs, Jose | S | Released | May 17 |
| Hall, DeAngelo | CB | Re-signed | February 19 |
| Hall, DeAngelo | CB | Placed on Reserve/Injured list | September 22 |
| Hamm, Je'Ron | TE | Signed to Practice Squad | September 9 |
| Hankerson, Leonard | WR | Designated Active/Physically Unable to Perform | July 23 |
| Hankerson, Leonard | WR | Placed on Reserve/Physically Unable to Perform list | August 30 |
| Hatcher, Jason | DE | Signed as Unrestricted Free Agent | March 14 |
| Hatcher, Jason | DE | Designated Active/Physically Unable to Perform | July 23 |
| Hatcher, Jason | DE | Passed Physical; Removed from Active/Non-Football Injury List | August 9 |
| Hayward, Adam | LB | Signed as Unrestricted Free Agent | March 12 |
| Hilliard, Ike | WR | Named Wide Receivers Coach | January 20 |
| Hocker, Zach | K | Draft Choice (Round 7, No. 228 Overall) | May 10 |
| Hocker, Zach | K | Signed Contract | May 16 |
| Hocker, Zach | K | Waived | August 30 |
| Hoffman, Cody | WR | Signed as College Free Agent | May 14 |
| Hoffman, Cody | WR | Waived | August 24 |
| Hopkins, Derrick | DL | Signed to Practice Squad | September 9 |
| Hopkins, Derrick | DL | Released from Practice Squad | September 16 |
| Hughes, Kofi | WR | Signed as College Free Agent | May 14 |
| Hughes, Kofi | WR | Waived | May 23 |
| Hull, Josh | LB | Released | April 5 |
| Hurt, Maurice | OL | Designated Active/Non-Football Injury | July 23 |
| Hurt, Maurice | OL | Passed Physical; Removed from Active/Non-Football Injury List | July 27 |
| Hurt, Maurice | OL | Waived | August 30 |
| Ihenacho, Duke | S | Claimed Off Waivers | August 31 |

2014 WASHINGTON REDSKINS TRANSACTIONS**(BY NAME)**

| NAME | POS | TRANSACTION | DATE |
|----------------------|------------|---|--------------|
| Ihenacho, Duke | S | Placed on Reserve/Injured list | September 22 |
| Jackson, DeSean | WR | Signed as Free Agent | April 2 |
| Jackson, Rob | LB | Re-signed | April 4 |
| Jackson, Rob | LB | Released | August 24 |
| Jackson, Tanard | S | Reinstated from Suspension | May 6 |
| Jackson, Tanard | S | Released | May 6 |
| Jackson, Tanard | S | Signed as Free Agent | May 7 |
| Jackson, Tanard | S | Suspended by Commissioner | July 9 |
| Jamison, Jawan | RB | Waived | March 4 |
| Jeffcoat, Jackson | LB | Signed to Practice Squad | September 2 |
| Jeffcoat, Jackson | LB | Signed to Active Roster from Practice Squad | October 7 |
| Jenkins, Brandon | LB | Waived | July 27 |
| Jones, Terren | T | Signed to Practice Squad | September 29 |
| Jordan, Akeem | LB | Signed as Unrestricted Free Agent | March 19 |
| Jordan, Akeem | LB | Placed on Reserve/Injured list | October 18 |
| Jordan, Randy | RB | Named Running Backs Coach | January 26 |
| Kearse, Frank | DE | Signed as Free Agent | May 17 |
| Kimbrough, Jeremy | LB | Waived | August 24 |
| Kotwica, Ben | ST | Named Special Teams Coordinator | January 15 |
| Kowalski, Kevin | OL | Signed Reserve/Futures Contract | January 8 |
| Kowalski, Kevin | OL | Waived | August 29 |
| Lauvao, Shawn | G | Signed as Unrestricted Free Agent | March 12 |
| Lawrence, Rashad | WR | Signed as College Free Agent | May 14 |
| Lawrence, Rashad | WR | Waived | August 24 |
| Long, Spencer | G | Draft Choice (Round 3, No. 78 Overall) | May 9 |
| Long, Spencer | G | Signed Contract | May 16 |
| Madison, Ross | S | Signed as College Free Agent | May 17 |
| Madison, Ross | S | Waived | August 24 |
| Malone, Robert | P | Waived | August 29 |
| McCoy, Colt | QB | Signed as Unrestricted Free Agent | April 3 |
| McDonough, Jake | DE | Signed as Free Agent | July 30 |
| McDonough, Jake | DE | Waived | August 24 |
| McGlynn, Mike | G/C | Signed as Unrestricted Free Agent | March 28 |
| McGlynn, Mike | G/C | Released | August 26 |
| McNutt, Marvin | WR | Signed to Practice Squad | September 9 |
| McNutt, Marvin | WR | Released from Practice Squad | October 14 |
| McVay, Sean | OC | Promoted to Offensive Coordinator | January 15 |
| Meggett, Davin | RB | Waived | March 4 |
| Meriweather, Brandon | S | Re-signed | March 18 |
| Meriweather, Brandon | S | Suspended by Commissioner | September 1 |
| Meriweather, Brandon | S | Reinstated from Suspension | September 15 |
| Miller, Gabe | LB | Waived | September 27 |
| Miller, Gabe | LB | Signed to Practice Squad | September 30 |

2014 WASHINGTON REDSKINS TRANSACTIONS**(BY NAME)**

| NAME | POS | TRANSACTION | DATE |
|-------------------|------------|---|--------------|
| Minnifield, Chase | CB | Waived | August 30 |
| Minnifield, Chase | CB | Signed to Practice Squad | August 31 |
| Minnifield, Chase | CB | Signed to Active Roster from Practice Squad | September 22 |
| Montgomery, Will | C | Released | March 14 |
| Moore, Brandon | DE | Claimed Off Waivers | March 24 |
| Moore, Brandon | DE | Waived | April 29 |
| Moses, Morgan | T | Draft Choice (Round 3, No. 66 Overall) | May 9 |
| Moss, Santana | WR | Re-signed | March 13 |
| Mouton, Ryan | CB | Released | April 5 |
| Murphy, Trent | LB | Draft Choice (Round 2, No. 47 Overall) | May 9 |
| Murphy, Trent | LB | Signed Contract | May 23 |
| Neild, Chris | NT | Placed on Reserve/Injured list | August 30 |
| Nelson, Kyle | LS | Waived | July 21 |
| Olivadotti, Kirk | LB | Named Inside Linebackers Coach | January 16 |
| Orakpo, Brian | LB | Placed Franchise Tag | March 3 |
| Orakpo, Brian | LB | Signed Franchise Tender | March 27 |
| Orakpo, Brian | LB | Placed on Reserve/Injured list | October 21 |
| Peetz, Jake | QC | Named Offensive Quality Control Coach | February 4 |
| Perry, Kevin | TE | Signed as College Free Agent | May 14 |
| Perry, Kevin | TE | Released | May 17 |
| Phillips, Wes | TE | Named Tight Ends Coach | January 17 |
| Porter, Tracy | CB | Signed as Unrestricted Free Agent | March 15 |
| Quinn, Richard | TE | Released | March 4 |
| Rambo, Bacarri | S | Waived | September 16 |
| Redd, Jr., Silas | RB | Signed as College Free Agent | May 14 |
| Rees, Tommy | QB | Signed as College Free Agent | May 15 |
| Rees, Tommy | QB | Released | May 17 |
| Rice, Jr., Jerry | WR | Signed as College Free Agent | June 26 |
| Rice, Jr., Jerry | WR | Waived/Injured | August 3 |
| Riley, Perry | LB | Re-signed | March 11 |
| Roberts, Andre | WR | Signed as Unrestricted Free Agent | March 12 |
| Robinson, Adrian | LB | Waived | August 24 |
| Robinson, Aldrick | WR | Signed as Exclusive Rights Free Agent | February 3 |
| Rocca, Sav | P | Released | March 4 |
| Rogers, Jake | K | Signed as Free Agent | March 14 |
| Rogers, Jake | K | Waived | May 12 |
| Ross, Rashad | WR | Signed as Free Agent | May 23 |
| Ross, Rashad | WR | Waived | August 26 |
| Ross, Rashad | WR | Signed to Practice Squad | October 14 |
| Royster, Evan | RB | Waived | August 30 |
| Sailors, Blake | CB | Signed as College Free Agent | May 17 |
| Sailors, Blake | CB | Waived | June 26 |
| Sanford, Jamarca | S | Signed as Free Agent | September 29 |

2014 WASHINGTON REDSKINS TRANSACTIONS
(BY NAME)

| NAME | POS | TRANSACTION | DATE |
|-------------------|------------|---|--------------|
| Sanford, Jamarca | S | Released | October 27 |
| Seastrunk, Lache | RB | Draft Choice (Round 6, No. 186 Overall) | May 10 |
| Seastrunk, Lache | RB | Signed Contract | May 16 |
| Seastrunk, Lache | RB | Waived | August 30 |
| Sharpton, Darryl | LB | Signed as Unrestricted Free Agent | March 14 |
| Sharpton, Darryl | LB | Placed on Reserve/Injured list | August 30 |
| Sharpton, Darryl | LB | Released from Reserve/Injured list | September 22 |
| Shepherd, Bryan | DB | Signed as College Free Agent | May 14 |
| Shepherd, Bryan | CB | Waived | August 25 |
| Stevens, Tevita | OL | Waived | August 29 |
| Stevens, Tevita | OL | Signed to Practice Squad | August 31 |
| Stevens, Tevita | OL | Released from Practice Squad | September 2 |
| Stevens, Tevita | OL | Signed to Practice Squad | September 23 |
| Sutton, Chaz | LB | Signed to Practice Squad | September 1 |
| Sutton, Chaz | LB | Released from Practice Squad | September 2 |
| Thomas, Phillip | S | Waived | August 30 |
| Thomas, Phillip | S | Signed to Practice Squad | August 31 |
| Thomas, Robert | DL | Signed as College Free Agent | May 14 |
| Thomas, Robert | NT | Waived | August 29 |
| Thomas, Robert | NT | Signed to Practice Squad | August 31 |
| Thomas, Robert | NT | Signed to Active Roster from Practice Squad | September 25 |
| Thomas, Robert | NT | Waived | September 27 |
| Thomas, Robert | NT | Signed to Practice Squad | September 30 |
| Thompson, Chris | RB | Waived | August 30 |
| Thompson, Chris | RB | Signed to Practice Squad | August 31 |
| Thompson, Peyton | CB | Waived | August 9 |
| Towns, Jeremy | DL | Signed as Free Agent | August 4 |
| Towns, Jeremy | DL | Waived | August 24 |
| Veldman, Matt | TE | Signed as Free Agent | August 14 |
| Veldman, Matt | TE | Waived | August 26 |
| Way, Tress | P | Claimed Off Waivers | August 20 |
| Williams, Nick | WR | Waived | August 30 |
| Williams, Nick | WR | Signed to Practice Squad | August 31 |
| Williams, Nick | WR | Released from Practice Squad | September 9 |
| Worthington, Doug | DE | Signed as Exclusive Rights Free Agent | February 6 |
| Worthington, Doug | DE | Waived | August 14 |

2014 WASHINGTON REDSKINS TRANSACTIONS
(BY POSITION)

| NAME | POS | TRANSACTION | DATE |
|--------------------------------|------------|---|-------------|
| QUARTERBACKS | | | |
| McCoy, Colt | QB | Signed as Unrestricted Free Agent | April 3 |
| Rees, Tommy | QB | Signed as College Free Agent | May 15 |
| Rees, Tommy | QB | Released | May 17 |
| RUNNING BACKS/FULLBACKS | | | |
| Campbell, Stephen | FB | Signed as Free Agent | July 15 |
| Campbell, Stephen | FB | Waived | August 24 |
| Jamison, Jawan | RB | Waived | March 4 |
| Meggett, Davin | RB | Waived | March 4 |
| Redd, Jr., Silas | RB | Signed as College Free Agent | May 14 |
| Royster, Evan | RB | Waived | August 30 |
| Seastrunk, Lache | RB | Draft Choice (Round 6, No. 186 Overall) | May 10 |
| Seastrunk, Lache | RB | Signed Contract | May 16 |
| Seastrunk, Lache | RB | Waived | August 30 |
| Thompson, Chris | RB | Waived | August 30 |
| Thompson, Chris | RB | Signed to Practice Squad | August 31 |
| WIDE RECEIVERS | | | |
| Bellamy, Josh | WR | Waived | April 5 |
| Doss, Lee | WR | Signed as College Free Agent | May 14 |
| Doss, Lee | WR | Waived | August 29 |
| Gettis, David | WR | Signed Reserve/Futures Contract | January 7 |
| Gettis, David | WR | Released | May 12 |
| Grant, Ryan | WR | Draft Choice (Round 5, No. 142 Overall) | May 10 |
| Grant, Ryan | WR | Signed Contract | May 16 |
| Hankerson, Leonard | WR | Designated Active/Physically Unable to Perform | July 23 |
| Hankerson, Leonard | WR | Placed on Reserve/Physically Unable to Perform list | August 30 |
| Hoffman, Cody | WR | Signed as College Free Agent | May 14 |
| Hoffman, Cody | WR | Waived | August 24 |
| Hughes, Kofi | WR | Signed as College Free Agent | May 14 |
| Hughes, Kofi | WR | Waived | May 23 |
| Jackson, DeSean | WR | Signed as Free Agent | April 2 |
| Lawrence, Rashad | WR | Signed as College Free Agent | May 14 |
| Lawrence, Rashad | WR | Waived | August 24 |
| McNutt, Marvin | WR | Signed to Practice Squad | September 9 |
| McNutt, Marvin | WR | Released from Practice Squad | October 14 |
| Moss, Santana | WR | Re-signed | March 13 |
| Rice, Jr., Jerry | WR | Signed as College Free Agent | June 26 |
| Rice, Jr., Jerry | WR | Waived/Injured | August 3 |
| Roberts, Andre | WR | Signed as Unrestricted Free Agent | March 12 |
| Robinson, Aldrick | WR | Signed as Exclusive Rights Free Agent | February 3 |
| Ross, Rashad | WR | Signed as Free Agent | May 23 |
| Ross, Rashad | WR | Waived | August 26 |
| Ross, Rashad | WR | Signed to Practice Squad | October 14 |

2014 WASHINGTON REDSKINS TRANSACTIONS
(BY POSITION)

| NAME | POS | TRANSACTION | DATE |
|-----------------------|------------|---|--------------|
| Williams, Nick | WR | Waived | August 30 |
| Williams, Nick | WR | Signed to Practice Squad | August 31 |
| Williams, Nick | WR | Released from Practice Squad | September 9 |
| TIGHT ENDS | | | |
| Bolser, Ted | TE | Draft Choice (Round 7, No. 217 Overall) | May 10 |
| Bolser, Ted | TE | Signed Contract | May 16 |
| Bolser, Ted | TE | Waived | August 29 |
| Bolser, Ted | TE | Signed to Practice Squad | August 31 |
| Bolser, Ted | TE | Released from Practice Squad | October 7 |
| Caussin, Mike | TE | Signed as Free Agent | July 21 |
| Caussin, Mike | TE | Placed on Reserve/Injured list | August 21 |
| Caussin, Mike | TE | Released from Reserve/Injured list (Injury Settlement) | September 3 |
| Hamm, Je'Ron | TE | Signed to Practice Squad | September 9 |
| Perry, Kevin | TE | Signed as College Free Agent | May 14 |
| Perry, Kevin | TE | Released | May 17 |
| Quinn, Richard | TE | Released | March 4 |
| Veldman, Matt | TE | Signed as Free Agent | August 14 |
| Veldman, Matt | TE | Waived | August 26 |
| OFFENSIVE LINE | | | |
| Cave, Braxston | OL | Signed to Practice Squad | September 2 |
| Cave, Braxston | OL | Released from Practice Squad | September 23 |
| Gettis, Adam | G | Waived | August 25 |
| Hurt, Maurice | OL | Designated Active/Non-Football Injury | July 23 |
| Hurt, Maurice | OL | Passed Physical; Removed from Active/Non-Football Injury List | July 27 |
| Hurt, Maurice | OL | Waived | August 30 |
| Jones, Terren | T | Signed to Practice Squad | September 29 |
| Kowalski, Kevin | OL | Signed Reserve/Futures Contract | January 8 |
| Kowalski, Kevin | OL | Waived | August 29 |
| Lauvao, Shawn | G | Signed as Unrestricted Free Agent | March 12 |
| Long, Spencer | G | Draft Choice (Round 3, No. 78 Overall) | May 9 |
| Long, Spencer | G | Signed Contract | May 16 |
| McGlynn, Mike | G/C | Signed as Unrestricted Free Agent | March 28 |
| McGlynn, Mike | G/C | Released | August 26 |
| Montgomery, Will | C | Released | March 14 |
| Moses, Morgan | T | Draft Choice (Round 3, No. 66 Overall) | May 9 |
| Stevens, Tevita | OL | Waived | August 29 |
| Stevens, Tevita | OL | Signed to Practice Squad | August 31 |
| Stevens, Tevita | OL | Released from Practice Squad | September 2 |
| Stevens, Tevita | OL | Signed to Practice Squad | September 23 |
| DEFENSIVE LINE | | | |
| Baker, Chris | DE | Re-signed | February 27 |
| Bowen, Stephen | DE | Designated Active/Physically Unable to Perform | July 23 |
| Bowen, Stephen | DE | Placed on Reserve/Physically Unable to Perform list | August 30 |

2014 WASHINGTON REDSKINS TRANSACTIONS
(BY POSITION)

| NAME | POS | TRANSACTION | DATE |
|--------------------|------------|---|--------------|
| Bowen, Stephen | DE | Activated from Physically Unable to Perform list | October 18 |
| Carriker, Adam | DE | Released | March 4 |
| Davenport, Chris | DL | Signed as College Free Agent | May 14 |
| Davenport, Chris | DL | Released | May 17 |
| Fangupo, Hebron | DL | Signed to Practice Squad | September 16 |
| Fangupo, Hebron | DL | Released from Practice Squad | September 30 |
| Geathers, Clifton | DE | Signed as Unrestricted Free Agent | March 13 |
| Hatcher, Jason | DE | Signed as Unrestricted Free Agent | March 14 |
| Hatcher, Jason | DE | Designated Active/Physically Unable to Perform | July 23 |
| Hatcher, Jason | DE | Passed Physical; Removed from Active/Non-Football Injury List | August 9 |
| Hopkins, Derrick | DL | Signed to Practice Squad | September 9 |
| Hopkins, Derrick | DL | Released from Practice Squad | September 16 |
| Kearse, Frank | DE | Signed as Free Agent | May 17 |
| McDonough, Jake | DE | Signed as Free Agent | July 30 |
| McDonough, Jake | DE | Waived | August 24 |
| Moore, Brandon | DE | Claimed Off Waivers | March 24 |
| Moore, Brandon | DE | Waived | April 29 |
| Neild, Chris | NT | Placed on Reserve/Injured list | August 30 |
| Thomas, Robert | DL | Signed as College Free Agent | May 14 |
| Thomas, Robert | NT | Waived | August 29 |
| Thomas, Robert | NT | Signed to Practice Squad | August 31 |
| Thomas, Robert | NT | Signed to Active Roster from Practice Squad | September 25 |
| Thomas, Robert | NT | Waived | September 27 |
| Thomas, Robert | NT | Signed to Practice Squad | September 30 |
| Towns, Jeremy | DL | Signed as Free Agent | August 4 |
| Towns, Jeremy | DL | Waived | August 24 |
| Worthington, Doug | DE | Signed as Exclusive Rights Free Agent | February 6 |
| Worthington, Doug | DE | Waived | August 14 |
| LINEBACKERS | | | |
| Beauharnais, Steve | LB | Signed to Practice Squad | October 8 |
| Brown, Everette | LB | Signed as Free Agent | July 28 |
| Brown, Everette | LB | Released | August 30 |
| Brown, Everette | LB | Signed as Free Agent | October 21 |
| Hayward, Adam | LB | Signed as Unrestricted Free Agent | March 12 |
| Hull, Josh | LB | Released | April 5 |
| Jackson, Rob | LB | Re-signed | April 4 |
| Jackson, Rob | LB | Released | August 24 |
| Jeffcoat, Jackson | LB | Signed to Practice Squad | September 2 |
| Jeffcoat, Jackson | LB | Signed to Active Roster from Practice Squad | October 7 |
| Jenkins, Brandon | LB | Waived | July 27 |
| Jordan, Akeem | LB | Signed as Unrestricted Free Agent | March 19 |
| Jordan, Akeem | LB | Placed on Reserve/Injured list | October 18 |
| Kimbrough, Jeremy | LB | Waived | August 24 |

2014 WASHINGTON REDSKINS TRANSACTIONS
(BY POSITION)

| NAME | POS | TRANSACTION | DATE |
|-------------------------|------------|---|--------------|
| Miller, Gabe | LB | Waived | September 27 |
| Miller, Gabe | LB | Signed to Practice Squad | September 30 |
| Murphy, Trent | LB | Draft Choice (Round 2, No. 47 Overall) | May 9 |
| Murphy, Trent | LB | Signed Contract | May 23 |
| Orakpo, Brian | LB | Placed Franchise Tag | March 3 |
| Orakpo, Brian | LB | Signed Franchise Tender | March 27 |
| Orakpo, Brian | LB | Placed on Reserve/Injured list | October 21 |
| Riley, Perry | LB | Re-signed | March 11 |
| Robinson, Adrian | LB | Waived | August 24 |
| Sharpton, Darryl | LB | Signed as Unrestricted Free Agent | March 14 |
| Sharpton, Darryl | LB | Placed on Reserve/Injured list | August 30 |
| Sharpton, Darryl | LB | Released from Reserve/Injured list | September 22 |
| Sutton, Chaz | LB | Signed to Practice Squad | September 1 |
| Sutton, Chaz | LB | Released from Practice Squad | September 2 |
| DEFENSIVE BACKS | | | |
| Biggers, E.J. | CB | Re-signed | March 27 |
| Breeland, Bashaud | CB | Draft Choice (Round 4, No. 102 Overall) | May 10 |
| Breeland, Bashaud | CB | Signed Contract | May 16 |
| Bridget, Jr., Courtney | CB | Signed as College Free Agent | May 17 |
| Bridget, Jr., Courtney | CB | Waived/Injured | July 30 |
| Crawford, Richard | CB | Waived | August 29 |
| Crawford, Richard | CB | Signed to Practice Squad | August 31 |
| Crawford, Richard | CB | Released from Practice Squad | September 9 |
| Crawford, Richard | CB | Signed as Free Agent | September 29 |
| Crawford, Richard | CB | Waived | October 7 |
| Clark, Ryan | S | Signed as Unrestricted Free Agent | April 2 |
| Cromartie-Smith, Da'Mon | S | Signed as Free Agent | August 9 |
| Cromartie-Smith, Da'Mon | S | Waived | August 29 |
| Davis, Akeem | S | Signed as Free Agent | April 10 |
| Davis, Akeem | S | Waived | August 31 |
| Davis, Akeem | S | Signed to Practice Squad | September 1 |
| Davis, Akeem | S | Signed to Active Roster from Practice Squad | September 9 |
| Davis, Akeem | S | Waived | October 7 |
| Davis, Akeem | S | Signed to Practice Squad | October 9 |
| Davis, Akeem | S | Signed to Active Roster from Practice Squad | October 27 |
| Ducre, Greg | CB | Signed from San Diego's Practice Squad | October 8 |
| Gumbs, Jose | S | Released | May 17 |
| Hall, DeAngelo | CB | Re-signed | February 19 |
| Hall, DeAngelo | CB | Placed on Reserve/Injured list | September 22 |
| Ihenacho, Duke | S | Claimed Off Waivers | August 31 |
| Ihenacho, Duke | S | Placed on Reserve/Injured list | September 22 |
| Jackson, Tanard | S | Reinstated from Suspension | May 6 |
| Jackson, Tanard | S | Released | May 6 |

2014 WASHINGTON REDSKINS TRANSACTIONS
(BY POSITION)

| NAME | POS | TRANSACTION | DATE |
|----------------------|------------|---|--------------|
| Jackson, Tanard | S | Signed as Free Agent | May 7 |
| Jackson, Tanard | S | Suspended by Commissioner | July 9 |
| Madison, Ross | S | Signed as College Free Agent | May 17 |
| Madison, Ross | S | Waived | August 24 |
| Meriweather, Brandon | S | Re-signed | March 18 |
| Meriweather, Brandon | S | Suspended by Commissioner | September 1 |
| Meriweather, Brandon | S | Reinstated from Suspension | September 15 |
| Minnifield, Chase | CB | Waived | August 30 |
| Minnifield, Chase | CB | Signed to Practice Squad | August 31 |
| Minnifield, Chase | CB | Signed to Active Roster from Practice Squad | September 22 |
| Mouton, Ryan | CB | Released | April 5 |
| Porter, Tracy | CB | Signed as Unrestricted Free Agent | March 15 |
| Rambo, Bacarri | S | Waived | September 16 |
| Sailors, Blake | CB | Signed as College Free Agent | May 17 |
| Sailors, Blake | CB | Waived | June 26 |
| Sanford, Jamarca | S | Signed as Free Agent | September 29 |
| Sanford, Jamarca | S | Released | October 27 |
| Shepherd, Bryan | DB | Signed as College Free Agent | May 14 |
| Shepherd, Bryan | CB | Waived | August 25 |
| Thomas, Phillip | S | Waived | August 30 |
| Thomas, Phillip | S | Signed to Practice Squad | August 31 |
| Thompson, Peyton | CB | Waived | August 9 |

SPECIALISTS

| | | | |
|----------------|----|---|-----------|
| Clingan, Blake | P | Signed as Free Agent | April 8 |
| Clingan, Blake | P | Waived | August 20 |
| Hocker, Zach | K | Draft Choice (Round 7, No. 228 Overall) | May 10 |
| Hocker, Zach | K | Signed Contract | May 16 |
| Hocker, Zach | K | Waived | August 30 |
| Malone, Robert | P | Waived | August 29 |
| Nelson, Kyle | LS | Waived | July 21 |
| Rocca, Sav | P | Released | March 4 |
| Rogers, Jake | K | Signed as Free Agent | March 14 |
| Rogers, Jake | K | Waived | May 12 |
| Way, Tress | P | Claimed Off Waivers | August 20 |

COACHES

| | | | |
|-----------------|-----|--|------------|
| Baker, Brian | OLB | Named Outside Linebackers Coach | January 15 |
| Banta, Bradford | ST | Named Assistant Special Teams Coach | February 4 |
| Day, Shane | QC | Named Assisntnt Offensive Line/Offensive Quality Control Coach | February 4 |
| Gruden, Jay | HC | Named Head Coach | January 9 |
| Kotwica, Ben | ST | Named Special Teams Coordinator | January 15 |
| McVay, Sean | OC | Promoted to Offensive Coordinator | January 15 |
| Hilliard, Ike | WR | Named Wide Receivers Coach | January 20 |
| Jordan, Randy | RB | Named Running Backs Coach | January 26 |

2014 WASHINGTON REDSKINS TRANSACTIONS
(BY POSITION)

| NAME | POS | TRANSACTION | DATE |
|------------------|------------|---------------------------------------|-------------|
| Olivadotti, Kirk | LB | Named Inside Linebackers Coach | January 16 |
| Peetz, Jake | QC | Named Offensive Quality Control Coach | February 4 |
| Phillips, Wes | TE | Named Tight Ends Coach | January 17 |



2014 REGULAR SEASON STATISTICS

2014 WASHINGTON REDSKINS STATISTICS

| | |
|----------------------|-------------------------|
| WON 3, LOST 5 | *Indicates Sellout |
| 09/07 L 6-17 | at Houston *71,770 |
| 09/14 W 41-10 | Jacksonville *80,037 |
| 09/21 L 34-37 | at Philadelphia *69,596 |
| 09/25 L 14-45 | New York Giants *80,573 |
| 10/06 L 17-27 | Seattle *79,522 |
| 10/12 L 20-30 | at Arizona *61,139 |
| 10/19 W 19-17 | Tennessee *75,227 |
| 10/27 W 20-17 OT | at Dallas *87,055 |
| 11/02 | at Minnesota |
| 11/16 | Tampa Bay |
| 11/23 | at San Francisco |
| 11/30 | at Indianapolis |
| 12/07 | St. Louis |
| 12/14 | at New York Giants |
| 12/20 | Philadelphia |
| 12/28 | Dallas |

| | WAS | OPP |
|--------------------------|------------|------------|
| TOTAL FIRST DOWNS | 166 | 150 |
| Rushing | 41 | 41 |
| Passing | 106 | 89 |
| Penalty | 19 | 20 |
| 3rd Down: Made/Att | 32/96 | 45/108 |
| 3rd Down Pct. | 33.3 | 41.7 |
| 4th Down: Made/Att | 3/6 | 2/4 |
| 4th Down Pct. | 50.0 | 50.0 |
| POSSESSION AVG. | 30:15 | 29:45 |
| TOTAL NET YARDS | 3135 | 2643 |
| Avg. Per Game | 391.9 | 330.4 |
| Total Plays | 504 | 492 |
| Avg. Per Play | 6.2 | 5.4 |
| NET YARDS RUSHING | 819 | 889 |
| Avg. Per Game | 102.4 | 111.1 |
| Total Rushes | 201 | 213 |
| NET YARDS PASSING | 2316 | 1754 |
| Avg. Per Game | 289.5 | 219.3 |
| Sacked/Yards Lost | 17/126 | 21/159 |
| Gross Yards | 2442 | 1913 |
| Att./Completions | 286/193 | 258/167 |
| Completion Pct. | 67.5 | 64.7 |
| Had Intercepted | 10 | 3 |
| PUNTS/AVERAGE | 38/48.4 | 45/44.3 |
| NET PUNTING AVG. | 38/41.4 | 45/39.6 |
| PENALTIES/YARDS | 61/575 | 69/554 |
| FUMBLES/BALL LOST | 9/6 | 13/5 |
| TOUCHDOWNS | 19 | 23 |
| Rushing | 8 | 3 |
| Passing | 11 | 17 |
| Returns | 0 | 3 |

| * SCORE BY PERIODS | Q1 | Q2 | Q3 | Q4 | OT | PTS |
|---------------------------|-----------|-----------|-----------|-----------|-----------|------------|
| TEAM | 27 | 56 | 34 | 51 | 3 | 171 |
| OPPONENTS | 31 | 83 | 19 | 67 | 0 | 200 |

| * SCORING | TD | Ru | Pa | Rt | K-PAT | FG | S | PTS |
|------------------|-----------|-----------|-----------|-----------|--------------|-----------|----------|------------|
| Forbath | 0 | 0 | 0 | 0 | 18/19 | 13/14 | 0 | 57 |
| Morris | 4 | 4 | 0 | 0 | | | 0 | 24 |
| Garcon | 3 | 0 | 3 | 0 | | | 0 | 18 |
| D. Jackson | 3 | 0 | 3 | 0 | | | 0 | 18 |
| Young | 3 | 1 | 2 | 0 | | | 0 | 18 |
| Roberts | 2 | 0 | 2 | 0 | | | 0 | 12 |
| Helu | 1 | 1 | 0 | 0 | | | 0 | 6 |
| McCoy | 1 | 1 | 0 | 0 | | | 0 | 6 |
| Paul | 1 | 0 | 1 | 0 | | | 0 | 6 |
| Redd | 1 | 1 | 0 | 0 | | | 0 | 6 |
| TEAM | 19 | 8 | 11 | 0 | 18/19 | 13/14 | 0 | 171 |
| OPPONENTS | 23 | 3 | 17 | 3 | #23/23 | 13/13 | 0 | 200 |

2-Pt Conv: TM 0-0, OPP 0-0
SACKS: Kerrigan 7.5, Hatcher 3, Kearse 3, Meriweather 3, Riley 2, K. Robinson 1.5, Clark 0.5, Orakpo 0.5, TM 21, OPP 17
FUM/LOST: Cousins 2/2, Griffin III 2/1, Morris 2/0, Paul 1/1, Paulsen 1/1, Roberts 1/1

| * RUSHING | No. | Yds | Avg | Long | TD |
|------------------|------------|------------|------------|-------------|-----------|
| Morris | 133 | 513 | 3.9 | 29 | 4 |
| Helu | 30 | 163 | 5.4 | 18 | 1 |
| Redd | 9 | 46 | 5.1 | 14t | 1 |
| Griffin III | 5 | 24 | 4.8 | 12 | 0 |
| Roberts | 2 | 21 | 10.5 | 19 | 0 |
| Cousins | 7 | 20 | 2.9 | 12 | 0 |
| McCoy | 9 | 19 | 2.1 | 7t | 1 |
| Young | 4 | 17 | 4.3 | 14 | 1 |
| D. Jackson | 2 | -4 | -2.0 | 5 | 0 |
| TEAM | 201 | 819 | 4.1 | 29 | 8 |
| OPPONENTS | 213 | 889 | 4.2 | 51 | 3 |

| * RECEIVING | No. | Yds | Avg | Long | TD |
|--------------------|------------|------------|------------|-------------|-----------|
| Garcon | 39 | 443 | 11.4 | 70t | 3 |
| D. Jackson | 32 | 664 | 20.8 | 81t | 3 |
| Paul | 28 | 411 | 14.7 | 50 | 1 |
| Roberts | 23 | 248 | 10.8 | 31 | 2 |
| Helu | 22 | 263 | 12.0 | 55 | 0 |
| Reed | 21 | 190 | 9.0 | 22 | 0 |
| Paulsen | 9 | 46 | 5.1 | 13 | 0 |
| Young | 7 | 63 | 9.0 | 20t | 2 |
| Morris | 6 | 51 | 8.5 | 26 | 0 |
| Grant | 5 | 57 | 11.4 | 21 | 0 |
| A. Robinson | 1 | 6 | 6.0 | 6 | 0 |
| TEAM | 193 | 2442 | 12.7 | 81t | 11 |
| OPPONENTS | 167 | 1913 | 11.5 | 76t | 17 |

| * INTERCEPTIONS | No. | Yds | Avg | Long | TD |
|------------------------|------------|------------|------------|-------------|-----------|
| T. Robinson | 1 | 14 | 14.0 | 14 | 0 |
| Breeland | 1 | 0 | 0.0 | 0 | 0 |
| K. Robinson | 1 | 0 | 0.0 | 0 | 0 |
| TEAM | 3 | 14 | 4.7 | 14 | 0 |
| OPPONENTS | 10 | 164 | 16.4 | 39 | 1 |

| * PUNTING | No. | Yds | Avg | Net | TB | In | Lg | B |
|------------------|------------|------------|------------|------------|-----------|-----------|-----------|----------|
| Way | 37 | 1839 | 49.7 | 41.4 | 4 | 11 | 77 | 1 |
| TEAM | 38 | 1839 | 48.4 | 41.4 | 4 | 11 | 77 | 1 |
| OPPONENTS | 45 | 1995 | 44.3 | 39.6 | 3 | 21 | 60 | 0 |

| * PUNT RETURNS | Ret | FC | Yds | Avg | Long | TD |
|-----------------------|------------|-----------|------------|------------|-------------|-----------|
| Roberts | 14 | 17 | 153 | 10.9 | 37 | 0 |
| TEAM | 14 | 17 | 153 | 10.9 | 37 | 0 |
| OPPONENTS | 21 | 3 | 184 | 8.8 | 21 | 0 |

| * KICKOFF RETURNS | No. | Yds | Avg | Long | TD |
|--------------------------|------------|------------|------------|-------------|-----------|
| Roberts | 9 | 194 | 21.6 | 28 | 0 |
| Ross LG | 5 | 106 | 21.2 | 24 | 0 |
| Jordan | 1 | 5 | 5.0 | 5 | 0 |
| Young | 1 | 10 | 10.0 | 10 | 0 |
| TEAM | 11 | 209 | 19.0 | 28 | 0 |
| OPPONENTS | 19 | 516 | 27.2 | 102t | 1 |

| * FIELD GOALS | 1-19 | 20-29 | 30-39 | 40-49 | 50+ |
|----------------------|-------------|--------------|--------------|--------------|------------|
| Forbath | 0/0 | 4/4 | 3/4 | 6/6 | 0/0 |
| TEAM | 0/0 | 4/4 | 3/4 | 6/6 | 0/0 |
| OPPONENTS | 0/0 | 2/2 | 6/6 | 4/4 | 1/1 |

Forbath: () (36G, 42G) (49G, 44G, 33N) () (27G) (28G, 43G) (31G, 31G, 27G, 22G) (44G, 40G)
 OPP: (42G) (36G) (38G, 33G, 51G) (29G) (40G, 43G) (33G, 49G, 37G) (36G) (21G)

| |
|--|
| # A. Blue 5-YD Punt Block RT at HOU (9/7) C. Polk 102-YD Kickoff RT at PHI (9/21) R. Johnson 28-YD INT RT at ARI (10/12) |
|--|

| * PASSING | Att | Cmp | Yds | Cmp% | Yds/Att | TD | TD% | Int | Int% | Long | Sack/Lost | Rating |
|------------------|------------|------------|------------|-------------|----------------|-----------|------------|------------|-------------|-------------|------------------|---------------|
| Cousins | 204 | 126 | 1710 | 61.8 | 8.38 | 10 | 4.9 | 9 | 4.4 | 81t | 8/70 | 86.4 |
| McCoy | 42 | 36 | 427 | 85.7 | 10.17 | 1 | 2.4 | 1 | 2.4 | 70t | 5/21 | 107.0 |
| Griffin III | 40 | 31 | 305 | 77.5 | 7.63 | 0 | 0.0 | 0 | 0.0 | 48 | 4/35 | 98.4 |
| TEAM | 286 | 193 | 2442 | 67.5 | 8.54 | 11 | 3.8 | 10 | 3.5 | 81t | 17/126 | 92.1 |
| OPPONENTS | 258 | 167 | 1913 | 64.7 | 7.41 | 17 | 6.6 | 3 | 1.2 | 76t | 21/159 | 104.0 |

2014 WASHINGTON REDSKINS STATISTICS

REGULAR SEASON DEFENSIVE STATISTICS

| Player | Total | Solo | Asst. | TFL | Sacks/Yds | QBP/H | Ints/Yds | PD | FF | FR | Safety | TDs |
|---------------------|------------|------------|------------|-----------|-------------------|-----------|-------------|-----------|----------|----------|----------|----------|
| Keenan Robinson | 74 | 46 | 28 | 2 | 0.5/4.0 | 3 | 1/0 | 2 | 0 | 1 | 0 | 0 |
| Ryan Clark | 70 | 34 | 36 | 1 | 0.5/4.0 | 1 | 0 | 2 | 1 | 0 | 0 | 0 |
| Brandon Meriweather | 42 | 27 | 15 | 3 | 1.0/8.0 | 3 | 0 | 2 | 0 | 0 | 0 | 0 |
| Ryan Kerrigan | 37 | 29 | 8 | 8 | 6.5/38.5 | 15 | 0 | 0 | 1 | 0 | 0 | 0 |
| Perry Riley | 37 | 23 | 14 | 2 | 1.0/8.0 | 4 | 0 | 1 | 0 | 0 | 0 | 0 |
| David Amerson | 36 | 34 | 2 | 1 | 0 | 0 | 0 | 2 | 0 | 0 | 0 | 0 |
| Chris Baker | 29 | 19 | 10 | 2 | 0 | 8 | 0 | 0 | 0 | 0 | 0 | 0 |
| Jason Hatcher | 30 | 17 | 13 | 2 | 3.0/21.0 | 12 | 0 | 1 | 0 | 0 | 0 | 0 |
| Brain Orakpo | 28 | 18 | 10 | 1 | 0.5/5.5 | 9 | 0 | 1 | 0 | 0 | 0 | 0 |
| Jarvis Jenkins | 27 | 14 | 13 | 1 | 0 | 3 | 0 | 0 | 0 | 0 | 0 | 0 |
| Bashaud Breeland | 25 | 22 | 3 | 2 | 0 | 1 | 1/0 | 3 | 1 | 0 | 0 | 0 |
| DeAngelo Hall | 19 | 13 | 6 | 0 | 0 | 0 | 0 | 0 | 1 | 1 | 0 | 0 |
| E.J. Biggers | 18 | 11 | 7 | 1 | 0 | 1 | 0 | 4 | 0 | 0 | 0 | 0 |
| Will Compton | 18 | 11 | 7 | 1 | 0 | 2 | 0 | 0 | 0 | 0 | 0 | 0 |
| Frank Kearse | 15 | 11 | 4 | 3 | 3.0/16.0 | 8 | 0 | 0 | 0 | 0 | 0 | 0 |
| Trent Murphy | 14 | 6 | 8 | 1 | 0 | 5 | 0 | 0 | 0 | 0 | 0 | 0 |
| Trenton Robinson | 13 | 7 | 6 | 0 | 0 | 0 | 1/14 | 1 | 0 | 0 | 0 | 0 |
| Clifton Geathers | 12 | 7 | 5 | 1 | 0 | 0 | 0 | 0 | 0 | 0 | 0 | 0 |
| Bacarri Rambo | 5 | 2 | 3 | 0 | 0 | 1 | 0 | 0 | 0 | 0 | 0 | 0 |
| Tracy Porter | 4 | 1 | 3 | 0 | 0 | 0 | 0 | 0 | 0 | 0 | 0 | 0 |
| Kedric Golston | 3 | 1 | 2 | 0 | 0 | 2 | 0 | 0 | 0 | 0 | 0 | 0 |
| Gabe Miller | 2 | 1 | 1 | 0 | 0 | 0 | 0 | 0 | 0 | 0 | 0 | 0 |
| Stephen Bowen | 2 | 1 | 1 | 0 | 0 | 0 | 0 | 0 | 0 | 0 | 0 | 0 |
| Adam Hayward | 2 | 0 | 2 | 0 | 0 | 1 | 0 | 0 | 0 | 0 | 0 | 0 |
| Chase Minnifield | 1 | 1 | 0 | 0 | 0 | 0 | 0 | 0 | 0 | 0 | 0 | 0 |
| Akeem Davis | 1 | 0 | 1 | 0 | 0 | 0 | 0 | 0 | 0 | 0 | 0 | 0 |
| Duke Ihenacho | 1 | 0 | 1 | 0 | 0 | 0 | 0 | 0 | 0 | 0 | 0 | 0 |
| TOTALS | 565 | 356 | 209 | 32 | 16.0/105.0 | 79 | 3/14 | 19 | 4 | 2 | 0 | 0 |

REGULAR SEASON SPECIAL TEAMS STATISTICS

| Player | Total | Solo | Asst. | FF | FR | PATs Blk | FG Blk | Punts Blk | Down Inside | | Safety | TDs |
|------------------|-----------|-----------|-----------|----------|----------|----------|----------|-----------|-------------|----------|----------|----------|
| | | | | | | | | | 20 | | | |
| Trenton Robinson | 12 | 11 | 1 | 0 | 0 | 0 | 0 | 0 | 0 | 0 | 0 | 0 |
| Will Compton | 12 | 6 | 6 | 0 | 0 | 0 | 0 | 0 | 0 | 0 | 0 | 0 |
| Adam Hayward | 9 | 6 | 3 | 0 | 0 | 0 | 0 | 0 | 0 | 0 | 0 | 0 |
| Akeem Davis | 6 | 4 | 2 | 0 | 0 | 0 | 0 | 0 | 0 | 0 | 0 | 0 |
| Silas Redd, Jr. | 5 | 4 | 1 | 0 | 0 | 0 | 0 | 0 | 0 | 0 | 0 | 0 |
| EJ Biggers | 4 | 3 | 1 | 0 | 0 | 0 | 0 | 0 | 0 | 0 | 0 | 0 |
| Keenan Robinson | 2 | 2 | 0 | 0 | 0 | 0 | 0 | 0 | 0 | 0 | 0 | 0 |
| Jamarca Sanford | 2 | 2 | 0 | 0 | 0 | 0 | 0 | 0 | 0 | 0 | 0 | 0 |
| Darrel Young | 2 | 1 | 1 | 0 | 0 | 0 | 0 | 0 | 0 | 0 | 0 | 0 |
| Trent Murphy | 2 | 0 | 2 | 0 | 0 | 0 | 0 | 0 | 0 | 0 | 0 | 0 |
| Roy Helu, Jr. | 1 | 1 | 0 | 0 | 0 | 0 | 0 | 0 | 0 | 0 | 0 | 0 |
| Bashaud Breeland | 1 | 1 | 0 | 0 | 0 | 0 | 0 | 0 | 0 | 0 | 0 | 0 |
| Tress Way | 1 | 1 | 0 | 0 | 0 | 0 | 0 | 0 | 0 | 0 | 0 | 0 |
| Niles Paul | 1 | 1 | 0 | 0 | 1 | 0 | 0 | 0 | 0 | 0 | 0 | 0 |
| Akeem Jordan | 1 | 0 | 1 | 0 | 0 | 0 | 0 | 0 | 0 | 0 | 0 | 0 |
| Aldrick Robinson | 1 | 0 | 1 | 0 | 0 | 0 | 0 | 0 | 0 | 0 | 0 | 0 |
| TOTAL | 62 | 43 | 19 | 0 | 1 | 0 | 0 | 0 | 0 | 0 | 0 | 0 |

Week 8 Defensive and Special Teams Statistics Pending

2014 WASHINGTON REDSKINS STATISTICS

RECORD WHEN...

| | <u>W-L</u> | | <u>W-L</u> | | <u>W-L</u> |
|--------------------------------------|------------|--|------------|-----------------------------------|------------|
| Redskins Overall | 3-5 | Redskins score first | 3-2 | Redskins win time of possession | 2-2 |
| Redskins at FedExField | 2-2 | Opponent scores first | 0-3 | Redskins lose time of possession | 1-3 |
| Redskins on the road | 1-3 | Redskins score on first possession | 2-1 | Time of possession is even | 0-0 |
| Redskins on Sunday Night | 0-0 | Redskins lead after 1st quarter | 2-1 | Redskins win turnover battle | 2-0 |
| Redskins on Monday Night | 1-1 | Redskins trail after 1st quarter | 0-3 | Redskins lose turnover battle | 0-3 |
| Redskins on grass | 2-5 | Score tied after 1st quarter | 1-1 | Turnover battle is even | 1-2 |
| Redskins on artificial turf | 1-0 | Redskins lead at halftime | 1-0 | Redskins wear Burgundy pants | 0-0 |
| Redskins in a dome | 1-1 | Redskins trail at halftime | 2-5 | Redskins wear Gold pants | 2-5 |
| Redskins in September | 1-3 | Score tied at halftime | 0-0 | Redskins wear White pants | 0-0 |
| Redskins in October | 2-2 | Redskins lead after 3rd quarter | 2-0 | Redskins wear Burgundy jerseys | 2-4 |
| Redskins in November | 0-0 | Redskins trail after 3rd quarter | 0-4 | Redskins wear White jerseys | 0-1 |
| Redskins in December | 0-0 | Score tied after 3rd quarter | 1-1 | Redskins wear Throwback jerseys | 1-0 |
| Redskins in January | 0-0 | Redskins score under two-minute warning | 2-0 | Redskins wear Throwback pants | 1-0 |
| Redskins win coin toss | 1-3 | Opponent scores under two-minute warning | 0-2 | Redskins score 17 points or less | 0-3 |
| Redskins lose coin toss | 2-2 | Game goes to overtime | 1-0 | Opponent scores 17 points or less | 3-1 |
| | | | | Redskins score 18 points or more | 3-2 |
| | | | | Opponent scores 18 points or more | 0-4 |
| Redskins total 0-199 net yards | 0-0 | vs. NFC East | 1-2 | | |
| Redskins total 200-299 net yards | 0-0 | vs. NFC East at home | 0-1 | | |
| Redskins total 300-399 net yards | 1-3 | vs. NFC East on road | 1-1 | | |
| Redskins total 400+ net yards | 2-2 | vs. NFC West | 0-2 | | |
| Redskins total 0-99 rushing yards | 0-4 | vs. NFC North | 0-0 | | |
| Redskins total 100-149 rushing yards | 2-1 | vs. NFC South | 0-0 | | |
| Redskins total 150+ rushing yards | 1-0 | vs. NFC | 1-4 | | |
| Redskins have (a) 100-yard rusher(s) | 0-0 | | | | |
| Redskins total 0-149 passing yards | 0-0 | vs. AFC East | 0-0 | | |
| Redskins total 150-199 passing yards | 0-0 | vs. AFC West | 0-0 | | |
| Redskins total 200-299 passing yards | 3-3 | vs. AFC North | 0-0 | | |
| Redskins total 300+ passing yards | 0-2 | vs. AFC South | 2-1 | | |
| Redskins have a 300-yard passer | 0-2 | vs. AFC | 2-1 | | |

2014 WASHINGTON REDSKINS STATISTICS

| PARTICIPATION | | | | | | | | | | | | | | | | | |
|------------------------|------|------|------|------|------|------|------|------|------|----|-----|------|-----|------|-----|-----|---------------|
| Player | @HOU | JAX | @PHI | NYG | SEA | @ARI | TEN | @DAL | @MIN | TB | @SF | @IND | STL | @NYG | PHI | DAL | GP-GS-DNP-INA |
| Amerson, David | RCB | RCB | RCB | RCB | RCB | RCB | RCB | RCB | | | | | | | | | 8-8-0-0 |
| Baker, Chris | LDE | NT | NT | SUB | NT | NT | SUB | NT | | | | | | | | | 8-6-0-0 |
| Beauharnais, Steve | NWT | NWT | NWT | NWT | NWT | PS | PS | PS | | | | | | | | | 0-0-0-0 |
| Biggers, E.J. | SUB | SUB | SUB | SUB | SUB | SUB | CB3 | SUB | | | | | | | | | 8-1-0-0 |
| Bolsler, Ted | PS | PS | PS | PS | PS | PS | NWT | NWT | NWT | | | | | | | | 0-0-0-0 |
| Bowen, Stephen | PUP | PUP | PUP | PUP | PUP | PUP | SUB | SUB | | | | | | | | | 2-0-0-0 |
| Breeland, Bashaud | CB3 | CB3 | SUB | CB | LCB | LCB | LCB | LCB | | | | | | | | | 8-7-0-0 |
| Bridget, Jr., Courtney | IR | IR | IR | IR | IR | IR | IR | IR | | | | | | | | | 0-0-0-0 |
| Brown, Everette | NWT | NWT | NWT | NWT | NWT | NWT | NWT | SUB | | | | | | | | | 1-0-0-0 |
| Cave, Braxton | PS | PS | PS | NWT | NWT | NWT | NWT | NWT | | | | | | | | | 0-0-0-0 |
| Chester, Chris | RG | RG | RG | RG | RG | RG | RG | RG | | | | | | | | | 8-8-0-0 |
| Clark, Ryan | FS | FS | FS | FS | FS | FS | FS | FS | | | | | | | | | 8-7-0-0 |
| Cofield, Jr., Barry | NT | IR | IR | IR | IR | IR | IR | IR | | | | | | | | | 1-1-0-0 |
| Compton, Tom | SUB | SUB | SUB | SUB | SUB | SUB | SUB | RT | | | | | | | | | 8-1-0-0 |
| Compton, Will | SUB | SUB | SUB | SUB | SUB | JLB | JLB | SUB | | | | | | | | | 8-2-0-0 |
| Cousins, Kirk | DNP | SUB | QB | QB | QB | QB | QB | DNP | | | | | | | | | 6-5-2-0 |
| Crawford, Richard | PS | NWT | NWT | NWT | INA | NWT | NWT | NWT | | | | | | | | | 0-0-0-1 |
| Davis, Akeem | PS | SUB | SUB | SUB | SUB | PS | PS | SUB | | | | | | | | | 5-0-0-0 |
| Ducere, Greg | NWT | NWT | NWT | NWT | NWT | SUB | SUB | INA | | | | | | | | | 2-0-0-1 |
| Fangupo, Hebron | NWT | NWT | NWT | PS | NWT | NWT | NWT | NWT | | | | | | | | | 0-0-0-0 |
| Forbath, Kai | SUB | SUB | SUB | SUB | SUB | SUB | SUB | SUB | | | | | | | | | 8-0-0-0 |
| Garçon, Pierre | WR1 | WR1 | WR1 | WR1 | WR1 | WR1 | WR1 | SUB | | | | | | | | | 8-7-0-0 |
| Geathers, Clifton | SUB | SUB | SUB | SUB | SUB | SUB | INA | INA | | | | | | | | | 6-0-0-2 |
| Golston, Kedric | SUB | INA | INA | INA | SUB | SUB | SUB | SUB | | | | | | | | | 5-0-0-3 |
| Grant, Ryan | SUB | SUB | SUB | SUB | SUB | SUB | SUB | WR1 | | | | | | | | | 8-1-0-0 |
| Griffin III, Robert | QB | QB | INA | INA | INA | INA | INA | INA | | | | | | | | | 2-2-0-6 |
| Hall, DeAngelo | LCB | LCB | LCB | IR | IR | IR | IR | IR | | | | | | | | | 3-3-0-0 |
| Hamm, Je'Ron | NWT | PS | PS | PS | PS | PS | PS | PS | | | | | | | | | 0-0-0-0 |
| Hankerson, Leonard | PUP | PUP | PUP | PUP | PUP | PUP | PUP | PUP | | | | | | | | | 0-0-0-0 |
| Hatcher, Jason | RDE | RDE | RDE | RDE | RDE | RDE | RDE | RDE | | | | | | | | | 8-8-0-0 |
| Hayward, Adam | SUB | SUB | SUB | SUB | SUB | SUB | SUB | SUB | | | | | | | | | 8-0-0-0 |
| Helu, Jr., Roy | SUB | SUB | SUB | SUB | SUB | SUB | SUB | SUB | | | | | | | | | 8-0-0-0 |
| Hopkins, Derrick | NWT | PS | NWT | NWT | NWT | NWT | NWT | NWT | | | | | | | | | 0-0-0-0 |
| Ihenacho, Duke | SUB | SUB | SUB | IR | IR | IR | IR | IR | | | | | | | | | 3-0-0-0 |
| Jackson, DeSean | WR2 | WR2 | WR2 | WR2 | WR2 | WR2 | WR2 | SUB | | | | | | | | | 8-7-0-0 |
| Jackson, Tanard | SUSP | SUSP | SUSP | SUSP | SUSP | SUSP | SUSP | SUSP | | | | | | | | | 0-0-0-0 |
| Jeffcoat, Jackson | PS | PS | PS | PS | PS | INA | SUB | INA | | | | | | | | | 1-0-0-2 |
| Jenkins, Jarvis | SUB | LDE | LDE | LDE | LDE | LDE | LDE | LDE | | | | | | | | | 8-7-0-0 |
| Jones, Terren | NWT | NWT | NWT | NWT | PS | PS | PS | PS | | | | | | | | | 0-0-0-0 |
| Jordan, Akeem | INA | INA | INA | INA | SUB | SUB | IR | IR | | | | | | | | | 2-0-0-4 |
| Kearse, Frank | INA | SUB | SUB | SUB | SUB | SUB | SUB | SUB | | | | | | | | | 7-0-0-1 |
| Kerrigan, Ryan | LOLB | LOLB | LOLB | LOLB | LOLB | LOLB | LOLB | LOLB | | | | | | | | | 8-8-0-0 |
| Lauvao, Shawn | LG | LG | LG | INA | LG | LG | LG | LG | | | | | | | | | 7-7-0-1 |
| LeRibeus, Josh | SUB | SUB | SUB | LG | DNP | SUB | DNP | SUB | | | | | | | | | 6-1-2-0 |
| Lichtensteiger, Kory | C | C | C | C | C | C | C | C | | | | | | | | | 8-8-0-0 |
| Long, Spencer | INA | INA | DNP | SUB | INA | INA | INA | INA | | | | | | | | | 1-0-1-6 |
| McCoy, Colt | INA | INA | DNP | DNP | DNP | DNP | SUB | QB | | | | | | | | | 2-1-4-2 |
| McNutt, Marvin | NWT | PS | PS | PS | PS | PS | PS | NWT | | | | | | | | | 0-0-0-0 |
| Meriweather, Brandon | SUSP | SUSP | SS | SS | SS | SS | SS | SS | | | | | | | | | 6-6-0-0 |
| Miller, Gabe | SUB | SUB | SUB | SUB | PS | PS | PS | PS | | | | | | | | | 4-0-0-0 |
| Minnifield, Chase | PS | PS | PS | SUB | SUB | SUB | SUB | SUB | | | | | | | | | 5-0-0-0 |
| Morris, Alfred | RB | RB | RB | RB | RB | RB | RB | RB | | | | | | | | | 8-8-0-0 |
| Moses, Morgan | INA | SUB | INA | DNP | SUB | INA | INA | SUB | | | | | | | | | 3-0-1-4 |
| Moss, Santana | INA | INA | INA | INA | INA | SUB | SUB | DNP | | | | | | | | | 2-0-1-5 |
| Murphy, Trent | SUB | SUB | SUB | SUB | SUB | SUB | SUB | ROLB | | | | | | | | | 8-1-0-0 |
| Neild, Chris | IR | IR | IR | IR | IR | IR | IR | IR | | | | | | | | | 0-0-0-0 |
| Orakpo, Brian | ROLB | ROLB | ROLB | ROLB | ROLB | ROLB | ROLB | IR | | | | | | | | | 7-7-0-0 |
| Paul, Niles | SUB | SUB | SUB | TE1 | TE1 | TE1 | SUB | TE2 | | | | | | | | | 8-4-0-0 |
| Paulsen, Logan | TE1 | TE1 | TE1 | SUB | TE2 | SUB | TE1 | TE1 | | | | | | | | | 8-6-0-0 |
| Polumbus, Tyler | RT | RT | RT | RT | RT | RT | RT | INA | | | | | | | | | 7-7-0-1 |
| Porter, Tracy | INA | INA | INA | SUB | INA | INA | INA | DNP | | | | | | | | | 1-0-1-6 |
| Rambo, Bacarri | SUB | SUB | NWT | NWT | NWT | NWT | NWT | NWT | | | | | | | | | 2-0-0-0 |
| Redd, Jr., Silas | SUB | SUB | SUB | SUB | SUB | SUB | SUB | SUB | | | | | | | | | 7-0-0-0 |
| Reed, Jordan | SUB | INA | INA | INA | INA | SUB | SUB | SUB | | | | | | | | | 4-0-0-4 |
| Rice, Jr., Jerry | IR | IR | IR | IR | IR | IR | IR | IR | | | | | | | | | 0-0-0-0 |
| Riley, Jr., Perry | JLB | JLB | JLB | JLB | JLB | JLB | INA | JLB | | | | | | | | | 6-6-0-2 |
| Roberts, Andre | SUB | SUB | SUB | SUB | SUB | WR3 | SUB | SUB | | | | | | | | | 8-1-0-0 |
| Robinson, Aldrick | SUB | SUB | SUB | SUB | SUB | INA | INA | INA | | | | | | | | | 5-0-0-2 |
| Robinson, Keenan | MLB | MLB | MLB | MLB | MLB | MLB | MLB | MLB | | | | | | | | | 8-8-0-0 |
| Robinson, Trenton | SUB | SUB | SUB | SUB | INA | FS | SUB | SUB | | | | | | | | | 7-1-0-1 |
| Sanford, Jamarca | NWT | NWT | NWT | NWT | SUB | SUB | SUB | NWT | | | | | | | | | 3-0-0-0 |
| Sharpton, Darryl | IR | IR | IR | IR | NWT | NWT | NWT | NWT | | | | | | | | | 0-0-0-0 |
| Stevens, Tevita | NWT | NWT | NWT | PS | PS | PS | PS | PS | | | | | | | | | 0-0-0-0 |
| Sundberg, Nick | SUB | SUB | SUB | SUB | SUB | SUB | SUB | SUN | | | | | | | | | 8-0-0-0 |
| Thomas, Phillip | PS | PS | PS | PS | PS | PS | PS | PS | | | | | | | | | 0-0-0-0 |
| Thomas, Robert | PS | PS | PS | INA | PS | PS | PS | PS | | | | | | | | | 0-0-0-1 |
| Thompson, Chris | PS | PS | PS | PS | PS | PS | PS | PS | | | | | | | | | 0-0-0-0 |
| Way, Tress | SUB | SUB | SUB | SUB | SUB | SUB | SUB | SUB | | | | | | | | | 8-0-0-0 |
| Williams, Nick | PS | NWT | NWT | NWT | NWT | NWT | NWT | SUB | | | | | | | | | 0-0-0-0 |
| Williams, Trent | LT | LT | LT | LT | LT | LT | LT | LT | | | | | | | | | 8-8-0-0 |
| Young, Darrel | FB | FB | FB | FB | SUB | SUB | FB | FB | | | | | | | | | 8-6-0-0 |

Key: POS - starter | SUB - played | DNP - did not play | INA - inactive | 3Q - third quarterback | IR - reserve/injured | PS - practice squad | NWT - not with team | SUSP - suspended
 | PUP - reserve/physically unable to perform | RLS reserve/left squad

2014 WASHINGTON REDSKINS STATISTICS

REDSKINS/OPPONENTS TOTALS

REDSKINS

| | FIRST DOWNS | | | | | | | | | | TOTAL OFFENSE | | | | | | | | | | INT BY REDSKINS | | | | | PUNT RETURNS | | | | | KO RETURNS | | | | | PEN. | | FUM | | | | | SCORING | | | | |
|---------------|-------------|-----------|------------|-----------|-------------|------------|------------|------------|------------|-------------|---------------|------------|-----------|-----------------|----------|-----------|-----------|----------|----------------|-----------|-----------------|-------------|----------|-----------|------------|--------------|----------|-----------------|--------------|-----------|------------|-----------|----------|-----------|----------|----------|----------|----------|----------|----------|-----------|--------------|---------|--|--|--|--|
| | Tot | Rush | Pass | Pen. | Yds. | Plays | Rush | Att. | Avg. | Pass | Att. | Comp. | Int. | Sk. (Yds.) | No. | Yds. | Long | TD | No.-Avg. | No. | Yds. | Avg. | TD | No. | Yds. | Avg. | TD | No. | Yds. | TD | No. | (L) | TD | Rush | Pass | Ret. | PAT | 2-pt. | FG | Pass. | | | | | | | |
| 9/7 @HOU | 20 | 7 | 11 | 2 | 372 | 63 | 131 | 2.8 | 241 | 37 | 29 | 0 | 3 (26) | 0 | 0 | 0 | 0 | 0 | 6-41.0 | 2 | 36 | 18.0 | 0 | 2 | 56 | 28.0 | 0 | 7 (71) | 3 (2) | 1 | 1 | 0 | 0 | 0 | 0 | 0 | 0 | 0 | 0 | 0 | 30:54 | | | | | | |
| 9/14 JAX | 32 | 12 | 16 | 4 | 449 | 81 | 191 | 4.2 | 258 | 36 | 24 | 0 | 3 (30) | 1 | 14 | 14 | 0 | 0 | 4-49.8 | 7 | 59 | 8.4 | 0 | 0 | 0 | 0.0 | 0 | 11 (98) | 0 (0) | 5 | 3 | 2 | 0 | 0 | 5 | 0 | 2 | 0 | 0 | 2 | 39:01 | | | | | | |
| 9/21 @PHI | 27 | 6 | 18 | 3 | 511 | 76 | 84 | 2.8 | 3.0 | 427 | 48 | 30 | 1 | 0 (0) | 0 | 0 | 0 | 0 | 3-56.7 | 1 | 6 | 6.0 | 0 | 3 | 46 | 15.3 | 0 | 10 (131) | 1 (0) | 4 | 1 | 3 | 0 | 4 | 0 | 2 | 0 | 0 | 0 | 2 | 34:48 | | | | | | |
| 9/25 NYG | 17 | 4 | 11 | 2 | 329 | 52 | 86 | 1.7 | 5.1 | 243 | 33 | 19 | 4 | 2 (14) | 1 | 0 | 0 | 0 | 4-58.3 | 0 | 0 | 0.0 | 0 | 2 | 33 | 16.5 | 0 | 11 (88) | 2 (2) | 2 | 1 | 1 | 0 | 2 | 0 | 0 | 0 | 0 | 0 | 0 | 2 | 22:43 | | | | | |
| 10/6 SEA | 14 | 1 | 12 | 1 | 307 | 54 | 32 | 1.7 | 1.9 | 275 | 36 | 21 | 0 | 1 (8) | 1 | 0 | 0 | 0 | 8-49.9 | 0 | 0 | 0.0 | 0 | 1 | 5 | 5.0 | 0 | 3 (30) | 1 (0) | 2 | 0 | 2 | 0 | 2 | 0 | 0 | 1 | 0 | 0 | 1 | 25:04 | | | | | | |
| 10/12 @ARI | 21 | 1 | 15 | 5 | 407 | 57 | 72 | 1.7 | 4.2 | 335 | 38 | 24 | 3 | 2 (19) | 0 | 0 | 0 | 0 | 5-47.4 | 1 | 12 | 0.0 | 0 | 1 | 23 | 23.0 | 0 | 6 (62) | 1 (1) | 2 | 0 | 2 | 0 | 2 | 0 | 2 | 0 | 0 | 2 | 0 | 2 | 25:41 | | | | | |
| 10/19 TEN | 16 | 5 | 9 | 2 | 351 | 57 | 100 | 2.6 | 3.8 | 251 | 28 | 21 | 1 | 3 (16) | 1 | 0 | 0 | 0 | 3-41.3 | 1 | 1 | 1.0 | 0 | 2 | 46 | 23.0 | 0 | 7 (50) | 1 (1) | 1 | 0 | 1 | 0 | 1 | 0 | 1 | 0 | 0 | 4 | 29:04 | | | | | | | |
| 10/27 @DAL | 19 | 5 | 14 | 0 | 409 | 64 | 123 | 3.1 | 4.0 | 286 | 30 | 25 | 1 | 3 (13) | 0 | 0 | 0 | 0 | 5-46.2 | 2 | 39 | 19.5 | 0 | 0 | 0 | 0 | 6 (45) | 0 (0) | 2 | 2 | 0 | 0 | 2 | 0 | 2 | 0 | 0 | 2 | 0 | 2 | 38:12 | | | | | | |
| 11/2 @MIN | | | | | | | | | | | | | | | | | | | | | | | | | | | | | | | | | | | | | | | | | | | | | | | |
| 11/16 TB | | | | | | | | | | | | | | | | | | | | | | | | | | | | | | | | | | | | | | | | | | | | | | | |
| 11/23 @SF | | | | | | | | | | | | | | | | | | | | | | | | | | | | | | | | | | | | | | | | | | | | | | | |
| 11/30 @IND | | | | | | | | | | | | | | | | | | | | | | | | | | | | | | | | | | | | | | | | | | | | | | | |
| 12/7 STL | | | | | | | | | | | | | | | | | | | | | | | | | | | | | | | | | | | | | | | | | | | | | | | |
| 12/14 @NYG | | | | | | | | | | | | | | | | | | | | | | | | | | | | | | | | | | | | | | | | | | | | | | | |
| 12/20 PHI | | | | | | | | | | | | | | | | | | | | | | | | | | | | | | | | | | | | | | | | | | | | | | | |
| 12/28 DAL | | | | | | | | | | | | | | | | | | | | | | | | | | | | | | | | | | | | | | | | | | | | | | | |
| TOTALS | 166 | 41 | 106 | 19 | 3135 | 504 | 819 | 201 | 4.1 | 2316 | 286 | 193 | 10 | 17 (126) | 3 | 14 | 14 | 0 | 38-48.4 | 14 | 153 | 10.9 | 0 | 11 | 209 | 19.0 | 0 | 61 (575) | 9 (6) | 19 | 8 | 11 | 0 | 18 | 0 | 0 | 0 | 0 | 0 | 0 | 13 | 30:15 | | | | | |

OPPONENTS

| | FIRST DOWNS | | | | | | | | | | TOTAL OFFENSE | | | | | | | | | | INT BY OPPONENTS | | | | | PUNT RETURNS | | | | | KO RETURNS | | | | | PEN. | | FUM | | | | | SCORING | | | | |
|---------------|-------------|-----------|-----------|-----------|-------------|------------|------------|------------|------------|-------------|---------------|------------|----------|-----------------|-----------|------------|-----------|----------|----------------|-----------|------------------|------------|----------|-----------|------------|--------------|----------|-----------------|---------------|-----------|------------|-----------|----------|-----------|----------|----------|----------|----------|----------|----------|-----------|--------------|---------|-------|-------|--|--|
| | Tot | Rush | Pass | Pen. | Yds. | Plays | Rush | Att. | Avg. | Pass | Att. | Comp. | Int. | Sk. (Yds.) | No. | Yds. | Long | TD | No.-Avg. | No. | Yds. | Avg. | TD | No. | Yds. | Avg. | TD | No. | Yds. | TD | No. | (L) | TD | Rush | Pass | Ret. | PAT | 2-pt. | FG | Pass. | | | | | | | |
| 9/7 @HOU | 16 | 5 | 8 | 3 | 321 | 56 | 115 | 3.4 | 206 | 22 | 14 | 0 | 0 (0) | 0 | 0 | 0 | 0 | 0 | 6-51.0 | 4 | 28 | 7.0 | 0 | 1 | 27 | 27.0 | 0 | 6 (45) | 2 (1) | 2 | 0 | 1 | 0 | 1 | 2 | 0 | 0 | 0 | 0 | 1 | 0 | 0 | 1 | 29:06 | | | |
| 9/14 JAX | 8 | 2 | 4 | 2 | 148 | 48 | 25 | 10 | 2.5 | 123 | 28 | 14 | 1 | 10 (70) | 0 | 0 | 0 | 0 | 8-47.9 | 2 | 9 | 4.5 | 0 | 5 | 137 | 27.4 | 0 | 6 (44) | 0 (0) | 1 | 0 | 1 | 0 | 1 | 0 | 1 | 0 | 0 | 0 | 1 | 0 | 1 | 0 | 1 | 20:59 | | |
| 9/21 @PHI | 22 | 3 | 14 | 5 | 379 | 66 | 54 | 2.5 | 325 | 41 | 27 | 0 | 0 (0) | 1 | 6 | 6 | 0 | 0 | 4-37.3 | 2 | 27 | 13.5 | 0 | 3 | 153 | 51.0 | 1 | 9 (70) | 2 (1) | 4 | 0 | 3 | 1 | 4 | 0 | 3 | 1 | 4 | 0 | 3 | 0 | 1 | 0 | 3 | 25:12 | | |
| 9/25 NYG | 31 | 9 | 19 | 3 | 449 | 78 | 154 | 3.8 | 4.1 | 295 | 39 | 28 | 1 | 1 (5) | 4 | 81 | 39 | 0 | 0 | 5-45.0 | 2 | 11 | 5.5 | 0 | 1 | 34 | 34.0 | 0 | 7 (66) | 0 (0) | 6 | 2 | 4 | 0 | 6 | 0 | 6 | 0 | 1 | 0 | 1 | 0 | 1 | 37:17 | | | |
| 10/6 SEA | 20 | 10 | 8 | 2 | 403 | 63 | 225 | 3.6 | 6.3 | 178 | 24 | 18 | 0 | 3 (23) | 0 | 0 | 0 | 0 | 6-43.3 | 5 | 54 | 10.8 | 0 | 3 | 37 | 12.3 | 0 | 13 (90) | 2 (0) | 3 | 1 | 2 | 0 | 3 | 0 | 2 | 0 | 3 | 0 | 2 | 0 | 1 | 0 | 2 | 34:56 | | |
| 10/12 @ARI | 19 | 3 | 15 | 1 | 317 | 68 | 74 | 2.3 | 3.2 | 243 | 44 | 28 | 0 | 1 (7) | 3 | 64 | 30 | 1 | 0 | 7-38.6 | 3 | 37 | 12.3 | 0 | 1 | 21 | 21.0 | 0 | 14 (108) | 2 (0) | 3 | 0 | 2 | 1 | 3 | 0 | 3 | 0 | 0 | 3 | 0 | 3 | 0 | 3 | 34:19 | | |
| 10/19 TEN | 14 | 5 | 6 | 3 | 236 | 49 | 76 | 2.2 | 3.5 | 160 | 26 | 17 | 1 | 1 (0) | 1 | 13 | 13 | 0 | 0 | 5-39.2 | 1 | 0 | 0.0 | 0 | 3 | 62 | 20.7 | 0 | 11 (96) | 1 (1) | 2 | 0 | 2 | 0 | 2 | 0 | 2 | 0 | 1 | 0 | 1 | 0 | 1 | 30:56 | | | |
| 10/27 @DAL | 20 | 4 | 15 | 1 | 390 | 64 | 166 | 2.5 | 6.6 | 224 | 34 | 21 | 0 | 5 (54) | 1 | 0 | 0 | 0 | 4-51.5 | 2 | 18 | 9.0 | 0 | 2 | 45 | 22.5 | 0 | 3 (35) | 4 (2) | 2 | 0 | 2 | 0 | 2 | 0 | 2 | 0 | 2 | 0 | 1 | 0 | 1 | 0 | 1 | 28:27 | | |
| 11/2 @MIN | | | | | | | | | | | | | | | | | | | | | | | | | | | | | | | | | | | | | | | | | | | | | | | |
| 11/16 TB | | | | | | | | | | | | | | | | | | | | | | | | | | | | | | | | | | | | | | | | | | | | | | | |
| 11/23 @SF | | | | | | | | | | | | | | | | | | | | | | | | | | | | | | | | | | | | | | | | | | | | | | | |
| 11/30 @IND | | | | | | | | | | | | | | | | | | | | | | | | | | | | | | | | | | | | | | | | | | | | | | | |
| 12/7 STL | | | | | | | | | | | | | | | | | | | | | | | | | | | | | | | | | | | | | | | | | | | | | | | |
| 12/14 @NYG | | | | | | | | | | | | | | | | | | | | | | | | | | | | | | | | | | | | | | | | | | | | | | | |
| 12/20 PHI | | | | | | | | | | | | | | | | | | | | | | | | | | | | | | | | | | | | | | | | | | | | | | | |
| 12/28 DAL | | | | | | | | | | | | | | | | | | | | | | | | | | | | | | | | | | | | | | | | | | | | | | | |
| TOTALS | 150 | 41 | 89 | 20 | 2643 | 492 | 889 | 213 | 4.2 | 1754 | 258 | 167 | 3 | 21 (159) | 10 | 164 | 39 | 1 | 45-44.3 | 21 | 184 | 8.8 | 0 | 19 | 516 | 27.2 | 1 | 69 (554) | 13 (5) | 23 | 3 | 17 | 3 | 23 | 0 | 0 | 0 | 0 | 0 | 0 | 13 | 29:45 | | | | | |

2014 WASHINGTON REDSKINS STATISTICS

PASSING

8 Kirk Cousins

| | ATT | COM | YDS | PERC | YDS/ATT | TD | INT | LG | SK (YDS) | RATE |
|---------------|------------|------------|-------------|--------------|--------------|-----------|----------|------------|---------------|-------------|
| 9/7 @HOU | | | | | Did Not Play | | | | | |
| 9/14 JAX | 33 | 22 | 250 | 66.7% | 7.6 | 2 | 0 | 31 | 2 (21) | 109.4 |
| 9/21 @PHI | 48 | 30 | 427 | 62.5% | 8.9 | 3 | 1 | 81t | 0 (0) | 103.4 |
| 9/25 NYG | 33 | 19 | 257 | 57.6% | 7.8 | 1 | 4 | 36 | 2 (14) | 53.0 |
| 10/6 SEA | 36 | 21 | 283 | 58.3% | 7.9 | 2 | 0 | 60t | 1 (8) | 102.0 |
| 10/12 @ARI | 38 | 24 | 354 | 63.2% | 9.3 | 2 | 3 | 64t | 2 (19) | 78.2 |
| 10/19 TEN | 16 | 10 | 139 | 62.5% | 8.7 | 0 | 1 | 50 | 1 (8) | 64.3 |
| 10/27 @DAL | | | | | Did Not Play | | | | | |
| 11/2 @MIN | | | | | | | | | | |
| 11/16 TB | | | | | | | | | | |
| 11/23 @SF | | | | | | | | | | |
| 11/30 @IND | | | | | | | | | | |
| 12/7 STL | | | | | | | | | | |
| 12/14 @NYG | | | | | | | | | | |
| 12/20 PHI | | | | | | | | | | |
| 12/28 DAL | | | | | | | | | | |
| TOTALS | 204 | 126 | 1710 | 61.8% | 8.4 | 10 | 9 | 81t | 8 (70) | 86.4 |

10 Robert Griffin III

| | ATT | COM | YDS | PERC | YDS/ATT | TD | INT | LG | SK (YDS) | RATE |
|---------------|-----------|-----------|------------|--------------|------------|----------|----------|-----------|---------------|-------------|
| 9/7 @HOU | 37 | 29 | 267 | 78.4% | 7.2 | 0 | 0 | 48 | 3 (26) | 96.7 |
| 9/14 JAX | 3 | 2 | 38 | 66.7% | 12.7 | 0 | 0 | 19 | 1 (9) | 109.7 |
| 9/21 @PHI | | | | | Inactive | | | | | |
| 9/25 NYG | | | | | Inactive | | | | | |
| 10/6 SEA | | | | | Inactive | | | | | |
| 10/12 @ARI | | | | | Inactive | | | | | |
| 10/19 TEN | | | | | Inactive | | | | | |
| 10/27 @DAL | | | | | Inactive | | | | | |
| 11/2 @MIN | | | | | | | | | | |
| 11/16 TB | | | | | | | | | | |
| 11/23 @SF | | | | | | | | | | |
| 11/30 @IND | | | | | | | | | | |
| 12/7 STL | | | | | | | | | | |
| 12/14 @NYG | | | | | | | | | | |
| 12/20 PHI | | | | | | | | | | |
| 12/28 DAL | | | | | | | | | | |
| TOTALS | 40 | 31 | 305 | 77.5% | 7.6 | 0 | 0 | 48 | 4 (35) | 98.4 |

2014 WASHINGTON REDSKINS STATISTICS

PASSING

16 Colt McCoy

| | ATT | COM | YDS | PERC | YDS/ATT | TD | INT | LG | SK (YDS) | RATE |
|---------------|-----------|-----------|------------|--------------|--------------|----------|----------|------------|---------------|--------------|
| 9/7 @HOU | | | | | Inactive | | | | | |
| 9/14 JAX | | | | | Inactive | | | | | |
| 9/21 @PHI | | | | | Did Not Play | | | | | |
| 9/25 NYG | | | | | Did Not Play | | | | | |
| 10/6 SEA | | | | | Did Not Play | | | | | |
| 10/12 @ARI | | | | | Did Not Play | | | | | |
| 10/19 TEN | 12 | 11 | 128 | 91.7% | 10.7 | 1 | 0 | 70 | 2 (8) | 138.9 |
| 10/27 @DAL | 30 | 25 | 299 | 83.3% | 10.0 | 0 | 1 | 49 | 3 (13) | 109.7 |
| 11/2 @MIN | | | | | | | | | | |
| 11/16 TB | | | | | | | | | | |
| 11/23 @SF | | | | | | | | | | |
| 11/30 @IND | | | | | | | | | | |
| 12/7 STL | | | | | | | | | | |
| 12/14 @NYG | | | | | | | | | | |
| 12/20 PHI | | | | | | | | | | |
| 12/28 DAL | | | | | | | | | | |
| TOTALS | 42 | 36 | 427 | 85.7% | 10.2 | 1 | 1 | 70t | 5 (21) | 107.0 |

2014 WASHINGTON REDSKINS STATISTICS

RUSHING

8 Kirk Cousins

| | ATT | YDS | AVG. | LG | TD |
|---------------|--------------|-----------|------------|-----------|----------|
| 9/7 @HOU | Did Not Play | | | | |
| 9/14 JAX | 1 | -1 | -1.0 | -1 | 0 |
| 9/21 @PHI | 3 | 5 | 1.7 | 3 | 0 |
| 9/25 NYG | 1 | 12 | 12.0 | 12 | 0 |
| 10/6 SEA | 2 | 4 | 2.0 | 4 | 0 |
| 10/12 @ARI | - | - | - | - | - |
| 10/19 TEN | - | - | - | - | - |
| 10/27 @DAL | Did Not Play | | | | |
| 11/2 @MIN | | | | | |
| 11/16 TB | | | | | |
| 11/23 @SF | | | | | |
| 11/30 @IND | | | | | |
| 12/7 STL | | | | | |
| 12/14 @NYG | | | | | |
| 12/20 PHI | | | | | |
| 12/28 DAL | | | | | |
| TOTALS | 7 | 20 | 2.9 | 12 | 0 |

10 Robert Griffin III

| | ATT | YDS | AVG. | LG | TD |
|---------------|----------|-----------|------------|-----------|----------|
| 9/7 @HOU | 3 | 2 | 0.7 | 1 | 0 |
| 9/14 JAX | 2 | 22 | 11.0 | 12 | 0 |
| 9/21 @PHI | Inactive | | | | |
| 9/25 NYG | Inactive | | | | |
| 10/6 SEA | Inactive | | | | |
| 10/12 @ARI | Inactive | | | | |
| 10/19 TEN | Inactive | | | | |
| 10/27 @DAL | Inactive | | | | |
| 11/2 @MIN | | | | | |
| 11/16 TB | | | | | |
| 11/23 @SF | | | | | |
| 11/30 @IND | | | | | |
| 12/7 STL | | | | | |
| 12/14 @NYG | | | | | |
| 12/20 PHI | | | | | |
| 12/28 DAL | | | | | |
| TOTALS | 5 | 24 | 4.8 | 12 | 0 |

29 Roy Helu, Jr.

| | ATT | YDS | AVG. | LG | TD |
|---------------|-----------|------------|------------|-----------|----------|
| 9/7 @HOU | 4 | 46 | 11.5 | 16 | 0 |
| 9/14 JAX | 8 | 25 | 3.1 | 9 | 0 |
| 9/21 @PHI | 1 | 1 | 1.0 | 1 | 1 |
| 9/25 NYG | 2 | 8 | 4.0 | 6 | 0 |
| 10/6 SEA | 2 | -1 | -0.5 | 4 | 0 |
| 10/12 @ARI | 3 | 26 | 8.7 | 16 | 0 |
| 10/19 TEN | 5 | 29 | 5.8 | 15 | 0 |
| 10/27 @DAL | 5 | 29 | 5.8 | 18 | 0 |
| 11/2 @MIN | | | | | |
| 11/16 TB | | | | | |
| 11/23 @SF | | | | | |
| 11/30 @IND | | | | | |
| 12/7 STL | | | | | |
| 12/14 @NYG | | | | | |
| 12/20 PHI | | | | | |
| 12/28 DAL | | | | | |
| TOTALS | 30 | 163 | 5.4 | 18 | 1 |

11 DeSean Jackson

| | ATT | YDS | AVG. | LG | TD |
|---------------|----------|-----------|-------------|----------|----------|
| 9/7 @HOU | 1 | -9 | -9.0 | -9 | 0 |
| 9/14 JAX | - | - | - | - | - |
| 9/21 @PHI | - | - | - | - | - |
| 9/25 NYG | - | - | - | - | - |
| 10/6 SEA | - | - | - | - | - |
| 10/12 @ARI | 1 | 5 | 5.0 | 5 | 0 |
| 10/19 TEN | - | - | - | - | - |
| 10/27 @DAL | - | - | - | - | - |
| 11/2 @MIN | | | | | |
| 11/16 TB | | | | | |
| 11/23 @SF | | | | | |
| 11/30 @IND | | | | | |
| 12/7 STL | | | | | |
| 12/14 @NYG | | | | | |
| 12/20 PHI | | | | | |
| 12/28 DAL | | | | | |
| TOTALS | 2 | -4 | -2.0 | 5 | 0 |

16 Colt McCoy

| | ATT | YDS | AVG. | LG | TD |
|---------------|--------------|-----------|------------|-----------|----------|
| 9/7 @HOU | Inactive | | | | |
| 9/14 JAX | Inactive | | | | |
| 9/21 @PHI | Did Not Play | | | | |
| 9/25 NYG | Did Not Play | | | | |
| 10/6 SEA | Did Not Play | | | | |
| 10/12 @ARI | Did Not Play | | | | |
| 10/19 TEN | 2 | 3 | 1.5 | 4 | 0 |
| 10/27 @DAL | 7 | 16 | 2.3 | 7t | 1 |
| 11/2 @MIN | | | | | |
| 11/16 TB | | | | | |
| 11/23 @SF | | | | | |
| 11/30 @IND | | | | | |
| 12/7 STL | | | | | |
| 12/14 @NYG | | | | | |
| 12/20 PHI | | | | | |
| 12/28 DAL | | | | | |
| TOTALS | 9 | 19 | 2.1 | 7t | 1 |

46 Alfred Morris

| | ATT | YDS | AVG. | LG | TD |
|---------------|------------|------------|------------|-----------|----------|
| 9/7 @HOU | 14 | 91 | 6.5 | 21 | 0 |
| 9/14 JAX | 22 | 85 | 3.9 | 23 | 2 |
| 9/21 @PHI | 23 | 77 | 3.3 | 12 | 0 |
| 9/25 NYG | 12 | 63 | 5.3 | 20 | 1 |
| 10/6 SEA | 13 | 29 | 2.2 | 11 | 0 |
| 10/12 @ARI | 13 | 41 | 3.2 | 9 | 0 |
| 10/19 TEN | 18 | 54 | 3.0 | 14 | 0 |
| 10/27 @DAL | 18 | 73 | 4.1 | 29 | 1 |
| 11/2 @MIN | | | | | |
| 11/16 TB | | | | | |
| 11/23 @SF | | | | | |
| 11/30 @IND | | | | | |
| 12/7 STL | | | | | |
| 12/14 @NYG | | | | | |
| 12/20 PHI | | | | | |
| 12/28 DAL | | | | | |
| TOTALS | 133 | 513 | 3.9 | 29 | 4 |

2014 WASHINGTON REDSKINS STATISTICS

RUSHING

32 Silas Redd Jr.

| | ATT | YDS | AVG. | LG | TD |
|---------------|--------------|-----------|------------|------------|----------|
| 9/7 @HOU | Did Not Play | | | | |
| 9/14 JAX | 8 | 41 | 5.1 | 14t | 1 |
| 9/21 @PHI | - | - | - | - | - |
| 9/25 NYG | - | - | - | - | - |
| 10/6 SEA | - | - | - | - | - |
| 10/12 @ARI | - | - | - | - | - |
| 10/19 TEN | - | - | - | - | - |
| 10/27 @DAL | 1 | 5 | 5.0 | 5 | 0 |
| 11/2 @MIN | | | | | |
| 11/16 TB | | | | | |
| 11/23 @SF | | | | | |
| 11/30 @IND | | | | | |
| 12/7 STL | | | | | |
| 12/14 @NYG | | | | | |
| 12/20 PHI | | | | | |
| 12/28 DAL | | | | | |
| TOTALS | 9 | 46 | 5.1 | 14t | 1 |

12 Andre Roberts

| | ATT | YDS | AVG. | LG | TD |
|---------------|----------|-----------|-------------|-----------|----------|
| 9/7 @HOU | 0 | 0 | 0.0 | 0 | 0 |
| 9/14 JAX | 1 | 19 | 19.0 | 19 | 0 |
| 9/21 @PHI | - | - | - | - | - |
| 9/25 NYG | 1 | 2 | 2.0 | 2 | 0 |
| 10/6 SEA | - | - | - | - | - |
| 10/12 @ARI | - | - | - | - | - |
| 10/19 TEN | - | - | - | - | - |
| 10/27 @DAL | - | - | - | - | - |
| 11/2 @MIN | | | | | |
| 11/16 TB | | | | | |
| 11/23 @SF | | | | | |
| 11/30 @IND | | | | | |
| 12/7 STL | | | | | |
| 12/14 @NYG | | | | | |
| 12/20 PHI | | | | | |
| 12/28 DAL | | | | | |
| TOTALS | 2 | 21 | 10.5 | 19 | 0 |

36 Darrel Young

| | ATT | YDS | AVG. | LG | TD |
|---------------|----------|-----------|------------|-----------|----------|
| 9/7 @HOU | 1 | 1 | 1.0 | 1 | 1 |
| 9/14 JAX | - | - | - | - | - |
| 9/21 @PHI | 1 | 1 | 1.0 | 1 | 0 |
| 9/25 NYG | 1 | 1 | 1.0 | 1 | 0 |
| 10/6 SEA | - | - | - | - | - |
| 10/12 @ARI | - | - | - | - | - |
| 10/19 TEN | 1 | 14 | 14.0 | 14 | 0 |
| 10/27 @DAL | - | - | - | - | - |
| 11/2 @MIN | | | | | |
| 11/16 TB | | | | | |
| 11/23 @SF | | | | | |
| 11/30 @IND | | | | | |
| 12/7 STL | | | | | |
| 12/14 @NYG | | | | | |
| 12/20 PHI | | | | | |
| 12/28 DAL | | | | | |
| TOTALS | 4 | 17 | 4.3 | 14 | 1 |

2014 WASHINGTON REDSKINS STATISTICS

RECEIVING

88 Pierre Garçon

| | REC | YDS | AVG. | LG | TD |
|---------------|-----------|------------|-------------|------------|----------|
| 9/7 @HOU | 10 | 77 | 7.7 | 15 | 0 |
| 9/14 JAX | 1 | 12 | 12.0 | 12 | 0 |
| 9/21 @PHI | 11 | 138 | 12.5 | 43 | 1 |
| 9/25 NYG | 2 | 28 | 14.0 | 17 | 0 |
| 10/6 SEA | 2 | 23 | 11.5 | 18 | 0 |
| 10/12 @ARI | 4 | 31 | 7.8 | 15 | 1 |
| 10/19 TEN | 5 | 87 | 17.4 | 70t | 1 |
| 10/27 @DAL | 4 | 47 | 11.8 | 23 | 0 |
| 11/2 @MIN | | | | | |
| 11/16 TB | | | | | |
| 11/23 @SF | | | | | |
| 11/30 @IND | | | | | |
| 12/7 STL | | | | | |
| 12/14 @NYG | | | | | |
| 12/20 PHI | | | | | |
| 12/28 DAL | | | | | |
| TOTALS | 39 | 443 | 11.4 | 70t | 3 |

14 Ryan Grant

| | REC | YDS | AVG. | LG | TD |
|---------------|----------|-----------|-------------|-----------|----------|
| 9/7 @HOU | 0 | 0 | 0.0 | 0 | 0 |
| 9/14 JAX | 5 | 57 | 11.4 | 21 | 0 |
| 9/21 @PHI | - | - | - | - | - |
| 9/25 NYG | - | - | - | - | - |
| 10/6 SEA | - | - | - | - | - |
| 10/12 @ARI | - | - | - | - | - |
| 10/19 TEN | - | - | - | - | - |
| 10/27 @DAL | - | - | - | - | - |
| 11/2 @MIN | | | | | |
| 11/16 TB | | | | | |
| 11/23 @SF | | | | | |
| 11/30 @IND | | | | | |
| 12/7 STL | | | | | |
| 12/14 @NYG | | | | | |
| 12/20 PHI | | | | | |
| 12/28 DAL | | | | | |
| TOTALS | 5 | 57 | 11.4 | 21 | 0 |

29 Roy Helu, Jr.

| | REC | YDS | AVG. | LG | TD |
|---------------|-----------|------------|-------------|-----------|----------|
| 9/7 @HOU | 2 | 15 | 7.5 | 9 | 0 |
| 9/14 JAX | 2 | 11 | 5.5 | 6 | 0 |
| 9/21 @PHI | 1 | 55 | 55.0 | 55 | 0 |
| 9/25 NYG | 5 | 78 | 15.6 | 36 | 0 |
| 10/6 SEA | 5 | 59 | 11.8 | 22 | 0 |
| 10/12 @ARI | 2 | 40 | 20.0 | 33 | 0 |
| 10/19 TEN | 3 | -9 | -3.0 | 1 | 0 |
| 10/27 @DAL | 2 | 14 | 7.0 | 7 | 0 |
| 11/2 @MIN | | | | | |
| 11/16 TB | | | | | |
| 11/23 @SF | | | | | |
| 11/30 @IND | | | | | |
| 12/7 STL | | | | | |
| 12/14 @NYG | | | | | |
| 12/20 PHI | | | | | |
| 12/28 DAL | | | | | |
| TOTALS | 22 | 263 | 12.0 | 55 | 0 |

11 DeSean Jackson

| | REC | YDS | AVG. | LG | TD |
|---------------|-----------|------------|-------------|------------|----------|
| 9/7 @HOU | 8 | 62 | 7.8 | 17 | 0 |
| 9/14 JAX | 1 | 19 | 19.0 | 19 | 0 |
| 9/21 @PHI | 5 | 117 | 23.4 | 81t | 1 |
| 9/25 NYG | 1 | 9 | 9.0 | 9 | 0 |
| 10/6 SEA | 5 | 157 | 31.4 | 60t | 1 |
| 10/12 @ARI | 3 | 115 | 38.3 | 64t | 1 |
| 10/19 TEN | 3 | 49 | 16.3 | 37 | 0 |
| 10/27 @DAL | 6 | 136 | 22.7 | 49 | 0 |
| 11/2 @MIN | | | | | |
| 11/16 TB | | | | | |
| 11/23 @SF | | | | | |
| 11/30 @IND | | | | | |
| 12/7 STL | | | | | |
| 12/14 @NYG | | | | | |
| 12/20 PHI | | | | | |
| 12/28 DAL | | | | | |
| TOTALS | 32 | 664 | 20.8 | 81t | 3 |

46 Alfred Morris

| | REC | YDS | AVG. | LG | TD |
|---------------|----------|-----------|------------|-----------|----------|
| 9/7 @HOU | - | - | - | - | - |
| 9/14 JAX | - | - | - | - | - |
| 9/21 @PHI | - | - | - | - | - |
| 9/25 NYG | 3 | 27 | 9.0 | 26 | 0 |
| 10/6 SEA | 1 | -2 | -2.0 | -2 | 0 |
| 10/12 @ARI | 1 | 14 | 14.0 | 14 | 0 |
| 10/19 TEN | - | - | - | - | - |
| 10/27 @DAL | 1 | 12 | 12.0 | 12 | 0 |
| 11/2 @MIN | | | | | |
| 11/16 TB | | | | | |
| 11/23 @SF | | | | | |
| 11/30 @IND | | | | | |
| 12/7 STL | | | | | |
| 12/14 @NYG | | | | | |
| 12/20 PHI | | | | | |
| 12/28 DAL | | | | | |
| TOTALS | 6 | 51 | 8.5 | 26 | 0 |

84 Niles Paul

| | REC | YDS | AVG. | LG | TD |
|---------------|-----------|------------|-------------|-----------|----------|
| 9/7 @HOU | 4 | 86 | 21.5 | 48 | 0 |
| 9/14 JAX | 8 | 99 | 12.4 | 26 | 1 |
| 9/21 @PHI | 6 | 68 | 11.3 | 37 | 0 |
| 9/25 NYG | 3 | 60 | 20.0 | 28 | 0 |
| 10/6 SEA | 1 | 6 | 6.0 | 6 | 0 |
| 10/12 @ARI | 1 | 7 | 7.0 | 7 | 0 |
| 10/19 TEN | 2 | 58 | 29.0 | 50 | 0 |
| 10/27 @DAL | 3 | 27 | 9.0 | 20 | 0 |
| 11/2 @MIN | | | | | |
| 11/16 TB | | | | | |
| 11/23 @SF | | | | | |
| 11/30 @IND | | | | | |
| 12/7 STL | | | | | |
| 12/14 @NYG | | | | | |
| 12/20 PHI | | | | | |
| 12/28 DAL | | | | | |
| TOTALS | 28 | 411 | 14.7 | 50 | 1 |

2014 WASHINGTON REDSKINS STATISTICS

RECEIVING

82 Logan Paulsen

| | REC | YDS | AVG. | LG | TD |
|---------------|----------|-----------|------------|-----------|----------|
| 9/7 @HOU | 2 | 0 | 0.0 | 3 | 0 |
| 9/14 JAX | - | - | - | - | - |
| 9/21 @PHI | 2 | 7 | 3.5 | 4 | 0 |
| 9/25 NYG | 3 | 28 | 9.3 | 13 | 0 |
| 10/6 SEA | 2 | 11 | 5.5 | 7 | 0 |
| 10/12 @ARI | - | - | - | - | - |
| 10/19 TEN | - | - | - | - | - |
| 10/27 @DAL | - | - | - | - | - |
| 11/2 @MIN | | | | | |
| 11/16 TB | | | | | |
| 11/23 @SF | | | | | |
| 11/30 @IND | | | | | |
| 12/7 STL | | | | | |
| 12/14 @NYG | | | | | |
| 12/20 PHI | | | | | |
| 12/28 DAL | | | | | |
| TOTALS | 9 | 46 | 5.1 | 13 | 0 |

86 Jordan Reed

| | REC | YDS | AVG. | LG | TD |
|---------------|-----------|------------|------------|-----------|----------|
| 9/7 @HOU | 1 | 4 | 4.0 | 4 | 0 |
| 9/14 JAX | | | Inactive | | |
| 9/21 @PHI | | | Inactive | | |
| 9/25 NYG | | | Inactive | | |
| 10/6 SEA | | | Inactive | | |
| 10/12 @ARI | 8 | 92 | 11.5 | 20 | 0 |
| 10/19 TEN | 5 | 54 | 10.8 | 22 | 0 |
| 10/27 @DAL | 7 | 40 | 5.7 | 16 | 0 |
| 11/2 @MIN | | | | | |
| 11/16 TB | | | | | |
| 11/23 @SF | | | | | |
| 11/30 @IND | | | | | |
| 12/7 STL | | | | | |
| 12/14 @NYG | | | | | |
| 12/20 PHI | | | | | |
| 12/28 DAL | | | | | |
| TOTALS | 21 | 190 | 9.0 | 22 | 0 |

12 Andre Roberts

| | REC | YDS | AVG. | LG | TD |
|---------------|-----------|------------|-------------|-----------|----------|
| 9/7 @HOU | 1 | 22 | 22.0 | 22 | 0 |
| 9/14 JAX | 4 | 57 | 14.3 | 31 | 0 |
| 9/21 @PHI | 4 | 38 | 9.5 | 13 | 0 |
| 9/25 NYG | 1 | 18 | 18.0 | 18 | 1 |
| 10/6 SEA | 5 | 29 | 5.8 | 7 | 1 |
| 10/12 @ARI | 5 | 55 | 11.0 | 22 | 0 |
| 10/19 TEN | 2 | 18 | 9.0 | 10 | 0 |
| 10/27 @DAL | 1 | 11 | 11.0 | 11 | 0 |
| 11/2 @MIN | | | | | |
| 11/16 TB | | | | | |
| 11/23 @SF | | | | | |
| 11/30 @IND | | | | | |
| 12/7 STL | | | | | |
| 12/14 @NYG | | | | | |
| 12/20 PHI | | | | | |
| 12/28 DAL | | | | | |
| TOTALS | 23 | 248 | 10.8 | 31 | 2 |

15 Aldrick Robinson

| | REC | YDS | AVG. | LG | TD |
|---------------|----------|----------|------------|----------|----------|
| 9/7 @HOU | 0 | 0 | 0.0 | 0 | 0 |
| 9/14 JAX | 1 | 6 | 6.0 | 6 | 0 |
| 9/21 @PHI | - | - | - | - | - |
| 9/25 NYG | - | - | - | - | - |
| 10/6 SEA | - | - | - | - | - |
| 10/12 @ARI | | | Inactive | | |
| 10/19 TEN | | | Inactive | | |
| 10/27 @DAL | | | Inactive | | |
| 11/2 @MIN | | | | | |
| 11/16 TB | | | | | |
| 11/23 @SF | | | | | |
| 11/30 @IND | | | | | |
| 12/7 STL | | | | | |
| 12/14 @NYG | | | | | |
| 12/20 PHI | | | | | |
| 12/28 DAL | | | | | |
| TOTALS | 1 | 6 | 6.0 | 6 | 0 |

36 Darrel Young

| | REC | YDS | AVG. | LG | TD |
|---------------|----------|-----------|------------|------------|----------|
| 9/7 @HOU | 1 | 1 | 1.0 | 1 | 0 |
| 9/14 JAX | 2 | 27 | 13.5 | 20t | 1 |
| 9/21 @PHI | 1 | 4 | 4.0 | 4 | 1 |
| 9/25 NYG | 1 | 9 | 9.0 | 9 | 0 |
| 10/6 SEA | - | - | - | - | - |
| 10/12 @ARI | - | - | - | - | - |
| 10/19 TEN | 1 | 10 | 10.0 | 10 | 0 |
| 10/27 @DAL | 1 | 12 | 12.0 | 12 | 0 |
| 11/2 @MIN | | | | | |
| 11/16 TB | | | | | |
| 11/23 @SF | | | | | |
| 11/30 @IND | | | | | |
| 12/7 STL | | | | | |
| 12/14 @NYG | | | | | |
| 12/20 PHI | | | | | |
| 12/28 DAL | | | | | |
| TOTALS | 7 | 63 | 9.0 | 20t | 2 |

2014 WASHINGTON REDSKINS STATISTICS

DEFENSIVE LINE

92 Chris Baker

| | TOT | SOLO | ASST. | SACKS/YDS | PD | INT. | FR | FF |
|---------------|-----------|-----------|-----------|-----------|----------|----------|----------|----------|
| 9/7 @HOU | 6 | 6 | 0 | 0 | 0 | 0 | 0 | 0 |
| 9/14 JAX | 5 | 3 | 2 | 0 | 0 | 0 | 0 | 0 |
| 9/21 @PHI | 2 | 2 | 0 | 0 | 0 | 0 | 0 | 0 |
| 9/25 NYG | 7 | 2 | 5 | 0 | 0 | 0 | 0 | 0 |
| 10/6 SEA | 5 | 2 | 3 | 0 | 0 | 0 | 0 | 0 |
| 10/12 @ARI | 3 | 3 | 0 | 0 | 0 | 0 | 0 | 0 |
| 10/19 TEN | 1 | 1 | 0 | 0 | 0 | 0 | 0 | 0 |
| 10/27 @DAL | 2 | 1 | 1 | 0 | 0 | 0 | 0 | 0 |
| 11/2 @MIN | | | | | | | | |
| 11/16 TB | | | | | | | | |
| 11/23 @SF | | | | | | | | |
| 11/30 @IND | | | | | | | | |
| 12/7 STL | | | | | | | | |
| 12/14 @NYG | | | | | | | | |
| 12/20 PHI | | | | | | | | |
| 12/28 DAL | | | | | | | | |
| TOTALS | 31 | 20 | 11 | 0 | 0 | 0 | 0 | 0 |

72 Stephen Bowen

| | TOT | SOLO | ASST. | SACKS/YDS | PD | INT. | FR | FF |
|---------------|-----------------------------------|----------|----------|-----------|----------|----------|----------|----------|
| 9/7 @HOU | Physically Unable to Perform List | | | | | | | |
| 9/14 JAX | Physically Unable to Perform List | | | | | | | |
| 9/21 @PHI | Physically Unable to Perform List | | | | | | | |
| 9/25 NYG | Physically Unable to Perform List | | | | | | | |
| 10/6 SEA | Physically Unable to Perform List | | | | | | | |
| 10/12 @ARI | Physically Unable to Perform List | | | | | | | |
| 10/19 TEN | 2 | 1 | 1 | 0 | 0 | 0 | 0 | 0 |
| 10/27 @DAL | 1 | 1 | 0 | 0 | 0 | 0 | 0 | 0 |
| 11/2 @MIN | | | | | | | | |
| 11/16 TB | | | | | | | | |
| 11/23 @SF | | | | | | | | |
| 11/30 @IND | | | | | | | | |
| 12/7 STL | | | | | | | | |
| 12/14 @NYG | | | | | | | | |
| 12/20 PHI | | | | | | | | |
| 12/28 DAL | | | | | | | | |
| TOTALS | 3 | 2 | 1 | 0 | 0 | 0 | 0 | 0 |

94 Clifton Geathers

| | TOT | SOLO | ASST. | SACKS/YDS | PD | INT. | FR | FF |
|---------------|-----------|----------|----------|-----------|----------|----------|----------|----------|
| 9/7 @HOU | - | - | - | - | - | - | - | - |
| 9/14 JAX | 2 | 1 | 1 | 0 | 0 | 0 | 0 | 0 |
| 9/21 @PHI | 3 | 1 | 2 | 0 | 0 | 0 | 0 | 0 |
| 9/25 NYG | 7 | 5 | 2 | 0 | 0 | 0 | 0 | 0 |
| 10/6 SEA | - | - | - | - | - | - | - | - |
| 10/12 @ARI | - | - | - | - | - | - | - | - |
| 10/19 TEN | Inactive | | | | | | | |
| 10/27 @DAL | Inactive | | | | | | | |
| 11/2 @MIN | | | | | | | | |
| 11/16 TB | | | | | | | | |
| 11/23 @SF | | | | | | | | |
| 11/30 @IND | | | | | | | | |
| 12/7 STL | | | | | | | | |
| 12/14 @NYG | | | | | | | | |
| 12/20 PHI | | | | | | | | |
| 12/28 DAL | | | | | | | | |
| TOTALS | 12 | 7 | 5 | 0 | 0 | 0 | 0 | 0 |

64 Kedric Golston

| | TOT | SOLO | ASST. | SACKS/YDS | PD | INT. | FR | FF |
|---------------|----------|----------|----------|-----------|----------|----------|----------|----------|
| 9/7 @HOU | 2 | 1 | 1 | 0 | 0 | 0 | 0 | 0 |
| 9/14 JAX | Inactive | | | | | | | |
| 9/21 @PHI | Inactive | | | | | | | |
| 9/25 NYG | Inactive | | | | | | | |
| 10/6 SEA | - | - | - | - | - | - | - | - |
| 10/12 @ARI | 1 | 0 | 1 | 0 | 0 | 0 | 0 | 0 |
| 10/19 TEN | - | - | - | - | - | - | - | - |
| 10/27 @DAL | 1 | 1 | 0 | 0 | 0 | 0 | 0 | 0 |
| 11/2 @MIN | | | | | | | | |
| 11/16 TB | | | | | | | | |
| 11/23 @SF | | | | | | | | |
| 11/30 @IND | | | | | | | | |
| 12/7 STL | | | | | | | | |
| 12/14 @NYG | | | | | | | | |
| 12/20 PHI | | | | | | | | |
| 12/28 DAL | | | | | | | | |
| TOTALS | 4 | 2 | 2 | 0 | 0 | 0 | 0 | 0 |

97 Jason Hatcher

| | TOT | SOLO | ASST. | SACKS/YDS | PD | INT. | FR | FF |
|---------------|-----------|-----------|-----------|-----------------|----------|----------|----------|----------|
| 9/7 @HOU | 6 | 3 | 3 | 0 | 1 | 0 | 0 | 0 |
| 9/14 JAX | 4 | 2 | 2 | 2.5/17.5 | 0 | 0 | 0 | 0 |
| 9/21 @PHI | 4 | 3 | 1 | 0 | 0 | 0 | 0 | 0 |
| 9/25 NYG | 2 | 0 | 2 | 0 | 0 | 0 | 0 | 0 |
| 10/6 SEA | 5 | 4 | 1 | 0 | 0 | 0 | 0 | 0 |
| 10/12 @ARI | 3 | 1 | 2 | 0.5/3.5 | 0 | 0 | 0 | 0 |
| 10/19 TEN | 6 | 4 | 2 | 0 | 0 | 0 | 0 | 0 |
| 10/27 @DAL | - | - | - | - | - | - | - | - |
| 11/2 @MIN | | | | | | | | |
| 11/16 TB | | | | | | | | |
| 11/23 @SF | | | | | | | | |
| 11/30 @IND | | | | | | | | |
| 12/7 STL | | | | | | | | |
| 12/14 @NYG | | | | | | | | |
| 12/20 PHI | | | | | | | | |
| 12/28 DAL | | | | | | | | |
| TOTALS | 30 | 17 | 13 | 3.0/21.0 | 1 | 0 | 0 | 0 |

99 Jarvis Jenkins

| | TOT | SOLO | ASST. | SACKS/YDS | PD | INT. | FR | FF |
|---------------|-----------|-----------|-----------|-----------|----------|----------|----------|----------|
| 9/7 @HOU | 6 | 4 | 2 | 0 | 0 | 0 | 0 | 0 |
| 9/14 JAX | - | - | - | - | - | - | - | - |
| 9/21 @PHI | 2 | 1 | 1 | 0 | 0 | 0 | 0 | 0 |
| 9/25 NYG | 3 | 1 | 2 | 0 | 0 | 0 | 0 | 0 |
| 10/6 SEA | 8 | 5 | 3 | 0 | 0 | 0 | 0 | 0 |
| 10/12 @ARI | 2 | 1 | 1 | 0 | 0 | 0 | 0 | 0 |
| 10/19 TEN | 6 | 2 | 4 | 0 | 0 | 0 | 0 | 0 |
| 10/27 @DAL | 3 | 1 | 2 | 0 | 0 | 0 | 0 | 0 |
| 11/2 @MIN | | | | | | | | |
| 11/16 TB | | | | | | | | |
| 11/23 @SF | | | | | | | | |
| 11/30 @IND | | | | | | | | |
| 12/7 STL | | | | | | | | |
| 12/14 @NYG | | | | | | | | |
| 12/20 PHI | | | | | | | | |
| 12/28 DAL | | | | | | | | |
| TOTALS | 30 | 15 | 15 | 0 | 0 | 0 | 0 | 0 |

Coaches statistics based on film are pending, necessary changes will be made in the future.

2014 WASHINGTON REDSKINS STATISTICS

73 Frank Kearsse

| | TOT | SOLO | ASST. | SACKS/YDS | PD | INT. | FR | FF |
|---------------|-----------|-----------|----------|-----------------|----------|----------|----------|----------|
| 9/7 @HOU | | | | Inactive | | | | |
| 9/14 JAX | 1 | 1 | 0 | 1.0/8.0 | 0 | 0 | 0 | 0 |
| 9/21 @PHI | 3 | 2 | 1 | 0 | 0 | 0 | 0 | 0 |
| 9/25 NYG | 3 | 2 | 1 | 0 | 0 | 0 | 0 | 0 |
| 10/6 SEA | 7 | 5 | 2 | 1.0/8.0 | 0 | 0 | 0 | 0 |
| 10/12 @ARI | - | - | - | - | - | - | - | - |
| 10/19 TEN | 1 | 1 | 0 | 1.0/0 | 0 | 0 | 0 | 0 |
| 10/27 @DAL | - | - | - | - | - | - | - | - |
| 11/2 @MIN | | | | | | | | |
| 11/16 TB | | | | | | | | |
| 11/23 @SF | | | | | | | | |
| 11/30 @IND | | | | | | | | |
| 12/7 STL | | | | | | | | |
| 12/14 @NYG | | | | | | | | |
| 12/20 PHI | | | | | | | | |
| 12/28 DAL | | | | | | | | |
| TOTALS | 15 | 11 | 4 | 3.0/16.0 | 0 | 0 | 0 | 0 |

2014 WASHINGTON REDSKINS STATISTICS

LINEBACKERS

90 Everette Brown

| | TOT | SOLO | ASST. | SACKS/YDS | PD | INT. | FR | FF |
|---------------|----------|----------|----------|---------------|----------|----------|----------|----------|
| 9/7 @HOU | | | | Not With Team | | | | |
| 9/14 JAX | | | | Not With Team | | | | |
| 9/21 @PHI | | | | Not With Team | | | | |
| 9/25 NYG | | | | Not With Team | | | | |
| 10/6 SEA | | | | Not With Team | | | | |
| 10/12 @ARI | | | | Not With Team | | | | |
| 10/19 TEN | | | | Not With Team | | | | |
| 10/27 @DAL | 2 | 1 | 1 | 0 | 0 | 0 | 0 | 0 |
| 11/2 @MIN | | | | | | | | |
| 11/16 TB | | | | | | | | |
| 11/23 @SF | | | | | | | | |
| 11/30 @IND | | | | | | | | |
| 12/7 STL | | | | | | | | |
| 12/14 @NYG | | | | | | | | |
| 12/20 PHI | | | | | | | | |
| 12/28 DAL | | | | | | | | |
| TOTALS | 2 | 1 | 1 | 0 | 0 | 0 | 0 | 0 |

51 Will Comptom

| | TOT | SOLO | ASST. | SACKS/YDS | PD | INT. | FR | FF |
|---------------|-----------|-----------|----------|-----------|----------|----------|----------|----------|
| 9/7 @HOU | - | - | - | - | - | - | - | - |
| 9/14 JAX | - | - | - | - | - | - | - | - |
| 9/21 @PHI | 1 | 1 | 0 | 0 | 0 | 0 | 0 | 0 |
| 9/25 NYG | 4 | 1 | 3 | 0 | 0 | 0 | 0 | 0 |
| 10/6 SEA | 2 | 2 | 0 | 0 | 0 | 0 | 0 | 0 |
| 10/12 @ARI | 3 | 2 | 1 | 0 | 0 | 0 | 0 | 0 |
| 10/19 TEN | 8 | 5 | 3 | 0 | 0 | 0 | 0 | 0 |
| 10/27 @DAL | 1 | 0 | 1 | 0 | 0 | 0 | 0 | 0 |
| 11/2 @MIN | | | | | | | | |
| 11/16 TB | | | | | | | | |
| 11/23 @SF | | | | | | | | |
| 11/30 @IND | | | | | | | | |
| 12/7 STL | | | | | | | | |
| 12/14 @NYG | | | | | | | | |
| 12/20 PHI | | | | | | | | |
| 12/28 DAL | | | | | | | | |
| TOTALS | 19 | 11 | 8 | 0 | 0 | 0 | 0 | 0 |

55 Adam Hayward

| | TOT | SOLO | ASST. | SACKS/YDS | PD | INT. | FR | FF |
|---------------|----------|----------|----------|-----------|----------|----------|----------|----------|
| 9/7 @HOU | - | - | - | - | - | - | - | - |
| 9/14 JAX | - | - | - | - | - | - | - | - |
| 9/21 @PHI | - | - | - | - | - | - | - | - |
| 9/25 NYG | - | - | - | - | - | - | - | - |
| 10/6 SEA | - | - | - | - | - | - | - | - |
| 10/12 @ARI | 1 | 0 | 1 | 0 | 0 | 0 | 0 | 0 |
| 10/19 TEN | 1 | 0 | 1 | 0 | 0 | 0 | 0 | 0 |
| 10/27 @DAL | - | - | - | - | - | - | - | - |
| 11/2 @MIN | | | | | | | | |
| 11/16 TB | | | | | | | | |
| 11/23 @SF | | | | | | | | |
| 11/30 @IND | | | | | | | | |
| 12/7 STL | | | | | | | | |
| 12/14 @NYG | | | | | | | | |
| 12/20 PHI | | | | | | | | |
| 12/28 DAL | | | | | | | | |
| TOTALS | 2 | 0 | 2 | 0 | 0 | 0 | 0 | 0 |

91 Ryan Kerrigan

| | TOT | SOLO | ASST. | SACKS/YDS | PD | INT. | FR | FF |
|---------------|-----------|-----------|----------|-----------------|----------|----------|----------|----------|
| 9/7 @HOU | 4 | 2 | 2 | 0 | 0 | 0 | 0 | 1 |
| 9/14 JAX | 4 | 4 | 0 | 4.0/23.0 | 0 | 0 | 0 | 0 |
| 9/21 @PHI | 2 | 1 | 1 | 0 | 0 | 0 | 0 | 0 |
| 9/25 NYG | 3 | 3 | 0 | 1.0/5.0 | 0 | 0 | 0 | 0 |
| 10/6 SEA | 8 | 6 | 2 | 1.0/7.0 | 0 | 0 | 0 | 0 |
| 10/12 @ARI | 9 | 7 | 2 | 0.5/3.5 | 0 | 0 | 0 | 0 |
| 10/19 TEN | 7 | 6 | 1 | 0 | 0 | 0 | 0 | 0 |
| 10/27 @DAL | 6 | 5 | 1 | 1/12.0 | 0 | 0 | 0 | 0 |
| 11/2 @MIN | | | | | | | | |
| 11/16 TB | | | | | | | | |
| 11/23 @SF | | | | | | | | |
| 11/30 @IND | | | | | | | | |
| 12/7 STL | | | | | | | | |
| 12/14 @NYG | | | | | | | | |
| 12/20 PHI | | | | | | | | |
| 12/28 DAL | | | | | | | | |
| TOTALS | 43 | 34 | 9 | 7.5/50.5 | 0 | 0 | 0 | 1 |

50 Gabe Miller

| | TOT | SOLO | ASST. | SACKS/YDS | PD | INT. | FR | FF |
|---------------|----------|----------|----------|----------------|----------|----------|----------|----------|
| 9/7 @HOU | - | - | - | - | - | - | - | - |
| 9/14 JAX | - | - | - | - | - | - | - | - |
| 9/21 @PHI | - | - | - | - | - | - | - | - |
| 9/25 NYG | 2 | 1 | 1 | 0 | 0 | 0 | 0 | 0 |
| 10/6 SEA | | | | Practice Squad | | | | |
| 10/12 @ARI | | | | Practice Squad | | | | |
| 10/19 TEN | | | | Practice Squad | | | | |
| 10/27 @DAL | | | | Practice Squad | | | | |
| 11/2 @MIN | | | | | | | | |
| 11/16 TB | | | | | | | | |
| 11/23 @SF | | | | | | | | |
| 11/30 @IND | | | | | | | | |
| 12/7 STL | | | | | | | | |
| 12/14 @NYG | | | | | | | | |
| 12/20 PHI | | | | | | | | |
| 12/28 DAL | | | | | | | | |
| TOTALS | 2 | 1 | 1 | 0 | 0 | 0 | 0 | 0 |

93 Trent Murphy

| | TOT | SOLO | ASST. | SACKS/YDS | PD | INT. | FR | FF |
|---------------|-----------|----------|----------|-----------|----------|----------|----------|----------|
| 9/7 @HOU | 2 | 0 | 2 | 0 | 0 | 0 | 0 | 0 |
| 9/14 JAX | 3 | 0 | 3 | 0 | 0 | 0 | 0 | 0 |
| 9/21 @PHI | 1 | 1 | 0 | 0 | 0 | 0 | 0 | 0 |
| 9/25 NYG | 5 | 3 | 2 | 0 | 0 | 0 | 0 | 0 |
| 10/6 SEA | - | - | - | - | - | - | - | - |
| 10/12 @ARI | 1 | 0 | 1 | 0 | 0 | 0 | 0 | 0 |
| 10/19 TEN | 2 | 2 | 0 | 0 | 0 | 0 | 0 | 0 |
| 10/27 @DAL | 1 | 0 | 1 | 0 | 1 | 0 | 1 | 0 |
| 11/2 @MIN | | | | | | | | |
| 11/16 TB | | | | | | | | |
| 11/23 @SF | | | | | | | | |
| 11/30 @IND | | | | | | | | |
| 12/7 STL | | | | | | | | |
| 12/14 @NYG | | | | | | | | |
| 12/20 PHI | | | | | | | | |
| 12/28 DAL | | | | | | | | |
| TOTALS | 15 | 6 | 9 | 0 | 1 | 0 | 1 | 0 |

Coaches statistics based on film are pending, necessary changes will be made in the future.

2014 WASHINGTON REDSKINS STATISTICS

LINEBACKERS

98 Brian Orakpo

| | TOT | SOLO | ASST. | SACKS/YDS | PD | INT. | FR | FF |
|---------------|----------------------|-----------|-----------|----------------|----------|----------|----------|----------|
| 9/7 @HOU | 6 | 1 | 5 | 0 | 0 | 0 | 0 | 0 |
| 9/14 JAX | 4 | 2 | 2 | 0.5/5.5 | 0 | 0 | 0 | 0 |
| 9/21 @PHI | 3 | 3 | 0 | 0 | 0 | 0 | 0 | 0 |
| 9/25 NYG | 2 | 2 | 0 | 0 | 0 | 0 | 0 | 0 |
| 10/6 SEA | 7 | 5 | 2 | 0 | 0 | 0 | 0 | 0 |
| 10/12 @ARI | 4 | 3 | 1 | 0 | 1 | 0 | 0 | 0 |
| 10/19 TEN | 2 | 2 | 0 | 0 | 0 | 0 | 0 | 0 |
| 10/27 @DAL | Reserve/Injured List | | | | | | | |
| 11/2 @MIN | | | | | | | | |
| 11/16 TB | | | | | | | | |
| 11/23 @SF | | | | | | | | |
| 11/30 @IND | | | | | | | | |
| 12/7 STL | | | | | | | | |
| 12/14 @NYG | | | | | | | | |
| 12/20 PHI | | | | | | | | |
| 12/28 DAL | | | | | | | | |
| TOTALS | 28 | 18 | 10 | 0.5/5.5 | 1 | 0 | 0 | 0 |

56 Perry Riley, Jr.

| | TOT | SOLO | ASST. | SACKS/YDS | PD | INT. | FR | FF |
|---------------|-----------|-----------|-----------|-----------------|----------|----------|----------|----------|
| 9/7 @HOU | 8 | 5 | 3 | 0 | 1 | 0 | 0 | 0 |
| 9/14 JAX | 8 | 4 | 4 | 1.0/8.0 | 0 | 0 | 0 | 0 |
| 9/21 @PHI | 4 | 3 | 1 | 0 | 0 | 0 | 0 | 0 |
| 9/25 NYG | 7 | 4 | 3 | 0 | 0 | 0 | 0 | 0 |
| 10/6 SEA | 10 | 7 | 3 | 0 | 0 | 0 | 0 | 0 |
| 10/12 @ARI | Inactive | | | | | | | |
| 10/19 TEN | Inactive | | | | | | | |
| 10/27 @DAL | 4 | 4 | 0 | 1.0/11.0 | 1 | 0 | 0 | 0 |
| 11/2 @MIN | | | | | | | | |
| 11/16 TB | | | | | | | | |
| 11/23 @SF | | | | | | | | |
| 11/30 @IND | | | | | | | | |
| 12/7 STL | | | | | | | | |
| 12/14 @NYG | | | | | | | | |
| 12/20 PHI | | | | | | | | |
| 12/28 DAL | | | | | | | | |
| TOTALS | 41 | 27 | 14 | 2.0/19.0 | 2 | 0 | 0 | 0 |

52 Keenan Robinson

| | TOT | SOLO | ASST. | SACKS/YDS | PD | INT. | FR | FF |
|---------------|-----------|-----------|-----------|-----------------|----------|----------|----------|----------|
| 9/7 @HOU | 12 | 6 | 6 | 0 | 0 | 0 | 1 | 0 |
| 9/14 JAX | 10 | 5 | 5 | 0.5/4.0 | 0 | 0 | 0 | 0 |
| 9/21 @PHI | 6 | 4 | 2 | 0 | 1 | 0 | 0 | 0 |
| 9/25 NYG | 13 | 8 | 5 | 0 | 1 | 1 | 0 | 0 |
| 10/6 SEA | 8 | 4 | 4 | 0 | 0 | 0 | 0 | 0 |
| 10/12 @ARI | 9 | 7 | 2 | 0 | 0 | 0 | 0 | 0 |
| 10/19 TEN | 16 | 12 | 4 | 0 | 0 | 0 | 0 | 0 |
| 10/27 @DAL | 10 | 6 | 4 | 1/12.0 | 0 | 0 | 0 | 0 |
| 11/2 @MIN | | | | | | | | |
| 11/16 TB | | | | | | | | |
| 11/23 @SF | | | | | | | | |
| 11/30 @IND | | | | | | | | |
| 12/7 STL | | | | | | | | |
| 12/14 @NYG | | | | | | | | |
| 12/20 PHI | | | | | | | | |
| 12/28 DAL | | | | | | | | |
| TOTALS | 84 | 52 | 32 | 1.5/16.0 | 2 | 1 | 1 | 0 |

2014 WASHINGTON REDSKINS STATISTICS

DEFENSIVE BACKS

39 David Amerson

| | TOT | SOLO | ASST. | SACKS/YDS | PD | INT. | FR | FF |
|---------------|-----------|-----------|----------|-----------|----------|----------|----------|----------|
| 9/7 @HOU | 5 | 5 | 0 | 0 | 0 | 0 | 0 | 0 |
| 9/14 JAX | 4 | 4 | 0 | 0 | 2 | 0 | 0 | 0 |
| 9/21 @PHI | 8 | 8 | 0 | 0 | 1 | 0 | 0 | 0 |
| 9/25 NYG | 10 | 9 | 1 | 0 | 0 | 0 | 0 | 0 |
| 10/6 SEA | 3 | 3 | 0 | 0 | 0 | 0 | 0 | 0 |
| 10/12 @ARI | 2 | 2 | 0 | 0 | 0 | 0 | 0 | 0 |
| 10/19 TEN | 4 | 3 | 1 | 0 | 0 | 0 | 0 | 0 |
| 10/27 @DAL | 4 | 4 | 0 | 0 | 0 | 0 | 0 | 0 |
| 11/2 @MIN | | | | | | | | |
| 11/16 TB | | | | | | | | |
| 11/23 @SF | | | | | | | | |
| 11/30 @IND | | | | | | | | |
| 12/7 STL | | | | | | | | |
| 12/14 @NYG | | | | | | | | |
| 12/20 PHI | | | | | | | | |
| 12/28 DAL | | | | | | | | |
| TOTALS | 40 | 38 | 2 | 0 | 3 | 0 | 0 | 0 |

30 E.J. Biggers

| | TOT | SOLO | ASST. | SACKS/YDS | PD | INT. | FR | FF |
|---------------|-----------|-----------|----------|-----------|----------|----------|----------|----------|
| 9/7 @HOU | - | - | - | - | - | - | - | - |
| 9/14 JAX | 0 | 0 | 0 | 0 | 2 | 0 | 0 | 0 |
| 9/21 @PHI | 3 | 2 | 1 | 0 | 0 | 0 | 0 | 0 |
| 9/25 NYG | 4 | 3 | 1 | 0 | 0 | 0 | 0 | 0 |
| 10/6 SEA | 5 | 2 | 3 | 0 | 0 | 0 | 0 | 0 |
| 10/12 @ARI | 6 | 4 | 2 | 0 | 1 | 0 | 0 | 0 |
| 10/19 TEN | 0 | 0 | 0 | 0 | 1 | 0 | 0 | 0 |
| 10/27 @DAL | 3 | 3 | 0 | 0 | 0 | 0 | 0 | 0 |
| 11/2 @MIN | | | | | | | | |
| 11/16 TB | | | | | | | | |
| 11/23 @SF | | | | | | | | |
| 11/30 @IND | | | | | | | | |
| 12/7 STL | | | | | | | | |
| 12/14 @NYG | | | | | | | | |
| 12/20 PHI | | | | | | | | |
| 12/28 DAL | | | | | | | | |
| TOTALS | 21 | 14 | 7 | 0 | 4 | 0 | 0 | 0 |

26 Bashaud Breeland

| | TOT | SOLO | ASST. | SACKS/YDS | PD | INT. | FR | FF |
|---------------|-----------|-----------|----------|-----------|----------|----------|----------|----------|
| 9/7 @HOU | 1 | 1 | 0 | 0 | 0 | 0 | 0 | 0 |
| 9/14 JAX | 1 | 0 | 1 | 0 | 2 | 0 | 0 | 0 |
| 9/21 @PHI | 4 | 4 | 0 | 0 | 1 | 0 | 0 | 1 |
| 9/25 NYG | 5 | 4 | 1 | 0 | 0 | 0 | 0 | 0 |
| 10/6 SEA | 5 | 5 | 0 | 0 | 0 | 0 | 0 | 0 |
| 10/12 @ARI | 5 | 4 | 1 | 0 | 0 | 0 | 0 | 0 |
| 10/19 TEN | 4 | 4 | 0 | 0 | 1 | 1 | 0 | 0 |
| 10/27 @DAL | 6 | 6 | 0 | 0 | 4 | 0 | 0 | 1 |
| 11/2 @MIN | | | | | | | | |
| 11/16 TB | | | | | | | | |
| 11/23 @SF | | | | | | | | |
| 11/30 @IND | | | | | | | | |
| 12/7 STL | | | | | | | | |
| 12/14 @NYG | | | | | | | | |
| 12/20 PHI | | | | | | | | |
| 12/28 DAL | | | | | | | | |
| TOTALS | 31 | 28 | 3 | 0 | 8 | 1 | 0 | 2 |

25 Ryan Clark

| | TOT | SOLO | ASST. | SACKS/YDS | PD | INT. | FR | FF |
|---------------|-----------|-----------|-----------|----------------|----------|----------|----------|----------|
| 9/7 @HOU | 10 | 6 | 4 | 0 | 2 | 0 | 0 | 0 |
| 9/14 JAX | 5 | 0 | 5 | 0.5/4.0 | 0 | 0 | 0 | 0 |
| 9/21 @PHI | 9 | 6 | 3 | 0 | 0 | 0 | 0 | 0 |
| 9/25 NYG | 19 | 11 | 8 | 0 | 0 | 0 | 0 | 0 |
| 10/6 SEA | 9 | 2 | 7 | 0 | 0 | 0 | 0 | 0 |
| 10/12 @ARI | 10 | 7 | 3 | 0 | 0 | 0 | 0 | 1 |
| 10/19 TEN | 8 | 2 | 6 | 0 | 0 | 0 | 0 | 0 |
| 10/27 @DAL | 5 | 4 | 1 | 0 | 0 | 0 | 0 | 0 |
| 11/2 @MIN | | | | | | | | |
| 11/16 TB | | | | | | | | |
| 11/23 @SF | | | | | | | | |
| 11/30 @IND | | | | | | | | |
| 12/7 STL | | | | | | | | |
| 12/14 @NYG | | | | | | | | |
| 12/20 PHI | | | | | | | | |
| 12/28 DAL | | | | | | | | |
| TOTALS | 75 | 38 | 37 | 0.5/4.0 | 2 | 0 | 0 | 1 |

47 Akeem Davis

| | TOT | SOLO | ASST. | SACKS/YDS | PD | INT. | FR | FF |
|---------------|----------------|----------|----------|-----------|----------|----------|----------|----------|
| 9/7 @HOU | Practice Squad | | | | | | | |
| 9/14 JAX | - | - | - | - | - | - | - | - |
| 9/21 @PHI | - | - | - | - | - | - | - | - |
| 9/25 NYG | 1 | 0 | 1 | 0 | 0 | 0 | 0 | 0 |
| 10/6 SEA | - | - | - | - | - | - | - | - |
| 10/12 @ARI | Practice Squad | | | | | | | |
| 10/19 TEN | Practice Squad | | | | | | | |
| 10/27 @DAL | - | - | - | - | - | - | - | - |
| 11/2 @MIN | | | | | | | | |
| 11/16 TB | | | | | | | | |
| 11/23 @SF | | | | | | | | |
| 11/30 @IND | | | | | | | | |
| 12/7 STL | | | | | | | | |
| 12/14 @NYG | | | | | | | | |
| 12/20 PHI | | | | | | | | |
| 12/28 DAL | | | | | | | | |
| TOTALS | 1 | 0 | 1 | 0 | 0 | 0 | 0 | 0 |

23 DeAngelo Hall

| | TOT | SOLO | ASST. | SACKS/YDS | PD | INT. | FR | FF |
|---------------|----------------------|-----------|----------|-----------|----------|----------|----------|----------|
| 9/7 @HOU | 12 | 8 | 4 | 0 | 0 | 0 | 0 | 0 |
| 9/14 JAX | 2 | 1 | 1 | 0 | 0 | 0 | 0 | 0 |
| 9/21 @PHI | 5 | 4 | 1 | 0 | 0 | 0 | 1 | 1 |
| 9/25 NYG | Reserve/Injured List | | | | | | | |
| 10/6 SEA | Reserve/Injured List | | | | | | | |
| 10/12 @ARI | Reserve/Injured List | | | | | | | |
| 10/19 TEN | Reserve/Injured List | | | | | | | |
| 10/27 @DAL | Reserve/Injured List | | | | | | | |
| 11/2 @MIN | | | | | | | | |
| 11/16 TB | | | | | | | | |
| 11/23 @SF | | | | | | | | |
| 11/30 @IND | | | | | | | | |
| 12/7 STL | | | | | | | | |
| 12/14 @NYG | | | | | | | | |
| 12/20 PHI | | | | | | | | |
| 12/28 DAL | | | | | | | | |
| TOTALS | 19 | 13 | 6 | 0 | 0 | 0 | 1 | 1 |

Coaches statistics based on film are pending, necessary changes will be made in the future.

2014 WASHINGTON REDSKINS STATISTICS

DEFENSIVE BACKS

35 Duke Ihenacho

| | TOT | SOLO | ASST. | SACKS/YDS | PD | INT. | FR | FF |
|---------------|----------------------|----------|----------|-----------|----------|----------|----------|----------|
| 9/7 @HOU | - | - | - | - | - | - | - | - |
| 9/14 JAX | 1 | 0 | 1 | 0 | 0 | 0 | 0 | 0 |
| 9/21 @PHI | - | - | - | - | - | - | - | - |
| 9/25 NYG | Reserve/Injured List | | | | | | | |
| 10/6 SEA | Reserve/Injured List | | | | | | | |
| 10/12 @ARI | Reserve/Injured List | | | | | | | |
| 10/19 TEN | Reserve/Injured List | | | | | | | |
| 10/27 @DAL | Reserve/Injured List | | | | | | | |
| 11/2 @MIN | | | | | | | | |
| 11/16 TB | | | | | | | | |
| 11/23 @SF | | | | | | | | |
| 11/30 @IND | | | | | | | | |
| 12/7 STL | | | | | | | | |
| 12/14 @NYG | | | | | | | | |
| 12/20 PHI | | | | | | | | |
| 12/28 DAL | | | | | | | | |
| TOTALS | 1 | 0 | 1 | 0 | 0 | 0 | 0 | 0 |

31 Brandon Meriweather

| | TOT | SOLO | ASST. | SACKS/YDS | PD | INT. | FR | FF |
|---------------|----------------------------------|-----------|-----------|-----------------|----------|----------|----------|----------|
| 9/7 @HOU | Reserve/Suspended by League List | | | | | | | |
| 9/14 JAX | Reserve/Suspended by League List | | | | | | | |
| 9/21 @PHI | 8 | 7 | 1 | 0 | 1 | 0 | 0 | 0 |
| 9/25 NYG | 18 | 9 | 9 | 0 | 0 | 0 | 0 | 0 |
| 10/6 SEA | 5 | 5 | 0 | 1.0/8.0 | 0 | 0 | 0 | 0 |
| 10/12 @ARI | 4 | 3 | 1 | 0 | 0 | 0 | 0 | 0 |
| 10/19 TEN | 7 | 1 | 6 | 0 | 1 | 0 | 0 | 0 |
| 10/27 @DAL | 7 | 7 | 0 | 2.0/19.0 | 0 | 0 | 1 | 2 |
| 11/2 @MIN | | | | | | | | |
| 11/16 TB | | | | | | | | |
| 11/23 @SF | | | | | | | | |
| 11/30 @IND | | | | | | | | |
| 12/7 STL | | | | | | | | |
| 12/14 @NYG | | | | | | | | |
| 12/20 PHI | | | | | | | | |
| 12/28 DAL | | | | | | | | |
| TOTALS | 49 | 32 | 17 | 3.0/27.0 | 2 | 0 | 1 | 2 |

20 Chase Minnifield

| | TOT | SOLO | ASST. | SACKS/YDS | PD | INT. | FR | FF |
|---------------|----------------|----------|----------|-----------|----------|----------|----------|----------|
| 9/7 @HOU | Practice Squad | | | | | | | |
| 9/14 JAX | Practice Squad | | | | | | | |
| 9/21 @PHI | Practice Squad | | | | | | | |
| 9/25 NYG | - | - | - | - | - | - | - | - |
| 10/6 SEA | - | - | - | - | - | - | - | - |
| 10/12 @ARI | 1 | 1 | 0 | 0 | 0 | 0 | 0 | 0 |
| 10/19 TEN | - | - | - | - | - | - | - | - |
| 10/27 @DAL | - | - | - | - | - | - | - | - |
| 11/2 @MIN | | | | | | | | |
| 11/16 TB | | | | | | | | |
| 11/23 @SF | | | | | | | | |
| 11/30 @IND | | | | | | | | |
| 12/7 STL | | | | | | | | |
| 12/14 @NYG | | | | | | | | |
| 12/20 PHI | | | | | | | | |
| 12/28 DAL | | | | | | | | |
| TOTALS | 1 | 1 | 0 | 0 | 0 | 0 | 0 | 0 |

22 Tracy Porter

| | TOT | SOLO | ASST. | SACKS/YDS | PD | INT. | FR | FF |
|---------------|--------------|----------|----------|-----------|----------|----------|----------|----------|
| 9/7 @HOU | Inactive | | | | | | | |
| 9/14 JAX | Inactive | | | | | | | |
| 9/21 @PHI | Inactive | | | | | | | |
| 9/25 NYG | 4 | 1 | 3 | 0 | 0 | 0 | 0 | 0 |
| 10/6 SEA | Inactive | | | | | | | |
| 10/12 @ARI | Inactive | | | | | | | |
| 10/19 TEN | Inactive | | | | | | | |
| 10/27 @DAL | Did Not Play | | | | | | | |
| 11/2 @MIN | | | | | | | | |
| 11/16 TB | | | | | | | | |
| 11/23 @SF | | | | | | | | |
| 11/30 @IND | | | | | | | | |
| 12/7 STL | | | | | | | | |
| 12/14 @NYG | | | | | | | | |
| 12/20 PHI | | | | | | | | |
| 12/28 DAL | | | | | | | | |
| TOTALS | 4 | 1 | 3 | 0 | 0 | 0 | 0 | 0 |

24 Bacarri Rambo

| | TOT | SOLO | ASST. | SACKS/YDS | PD | INT. | FR | FF |
|---------------|---------------|----------|----------|-----------|----------|----------|----------|----------|
| 9/7 @HOU | 4 | 2 | 2 | 0 | 0 | 0 | 0 | 0 |
| 9/14 JAX | 1 | 0 | 1 | 0 | 0 | 0 | 0 | 0 |
| 9/21 @PHI | Not With Team | | | | | | | |
| 9/25 NYG | Not With Team | | | | | | | |
| 10/6 SEA | Not With Team | | | | | | | |
| 10/12 @ARI | Not With Team | | | | | | | |
| 10/19 TEN | Not With Team | | | | | | | |
| 10/27 @DAL | Not With Team | | | | | | | |
| 11/2 @MIN | | | | | | | | |
| 11/16 TB | | | | | | | | |
| 11/23 @SF | | | | | | | | |
| 11/30 @IND | | | | | | | | |
| 12/7 STL | | | | | | | | |
| 12/14 @NYG | | | | | | | | |
| 12/20 PHI | | | | | | | | |
| 12/28 DAL | | | | | | | | |
| TOTALS | 5 | 2 | 3 | 0 | 0 | 0 | 0 | 0 |

34 Trenton Robinson

| | TOT | SOLO | ASST. | SACKS/YDS | PD | INT. | FR | FF |
|---------------|-----------|----------|----------|-----------|----------|----------|----------|----------|
| 9/7 @HOU | - | - | - | - | - | - | - | - |
| 9/14 JAX | 4 | 3 | 1 | 0 | 1 | 1 | 0 | 0 |
| 9/21 @PHI | - | - | - | - | - | - | - | - |
| 9/25 NYG | 2 | 0 | 2 | 0 | 0 | 0 | 0 | 0 |
| 10/6 SEA | Inactive | | | | | | | |
| 10/12 @ARI | 7 | 4 | 3 | 0 | 0 | 0 | 0 | 0 |
| 10/19 TEN | - | - | - | - | - | - | - | - |
| 10/27 @DAL | - | - | - | - | - | - | - | - |
| 11/2 @MIN | | | | | | | | |
| 11/16 TB | | | | | | | | |
| 11/23 @SF | | | | | | | | |
| 11/30 @IND | | | | | | | | |
| 12/7 STL | | | | | | | | |
| 12/14 @NYG | | | | | | | | |
| 12/20 PHI | | | | | | | | |
| 12/28 DAL | | | | | | | | |
| TOTALS | 13 | 7 | 6 | 0 | 1 | 1 | 0 | 0 |

Coaches statistics based on film are pending, necessary changes will be made in the future.

2014 WASHINGTON REDSKINS STATISTICS

KICKOFF RETURNS

54 Akeem Jordan

| | NO. | YDS | AVG. | FC | LG | TD |
|---------------|------------|------------|-------------|-----------|-----------|-----------|
| 9/7 @HOU | - | - | - | - | - | - |
| 9/14 JAX | - | - | - | - | - | - |
| 9/21 @PHI | - | - | - | - | - | - |
| 9/25 NYG | - | - | - | - | - | - |
| 10/6 SEA | 1 | 5 | 5.0 | 0 | 5 | 0 |
| 10/12 @ARI | - | - | - | - | - | - |
| 10/19 TEN | - | - | - | - | - | - |
| 10/27 @DAL | - | - | - | - | - | - |
| 11/2 @MIN | | | | | | |
| 11/16 TB | | | | | | |
| 11/23 @SF | | | | | | |
| 11/30 @IND | | | | | | |
| 12/7 STL | | | | | | |
| 12/14 @NYG | | | | | | |
| 12/20 PHI | | | | | | |
| 12/28 DAL | | | | | | |
| TOTALS | 1 | 5 | 5.0 | 0 | 5 | 0 |

12 Andre Roberts

| | NO. | YDS | AVG. | FC | LG | TD |
|---------------|------------|------------|-------------|-----------|-----------|-----------|
| 9/7 @HOU | 2 | 56 | 28.0 | 0 | 28 | 0 |
| 9/14 JAX | - | - | - | - | - | - |
| 9/21 @PHI | 2 | 36 | 18.0 | 0 | 23 | 0 |
| 9/25 NYG | 2 | 33 | 16.5 | 0 | 20 | 0 |
| 10/6 SEA | - | - | - | - | - | - |
| 10/12 @ARI | 1 | 23 | 23.0 | 0 | 23 | 0 |
| 10/19 TEN | 2 | 46 | 23.0 | 0 | 26 | 0 |
| 10/27 @DAL | - | - | - | - | - | - |
| 11/2 @MIN | | | | | | |
| 11/16 TB | | | | | | |
| 11/23 @SF | | | | | | |
| 11/30 @IND | | | | | | |
| 12/7 STL | | | | | | |
| 12/14 @NYG | | | | | | |
| 12/20 PHI | | | | | | |
| 12/28 DAL | | | | | | |
| TOTALS | 9 | 194 | 21.6 | 0 | 28 | 0 |

36 Darrel Young

| | NO. | YDS | AVG. | FC | LG | TD |
|---------------|------------|------------|-------------|-----------|-----------|-----------|
| 9/7 @HOU | - | - | - | - | - | - |
| 9/14 JAX | - | - | - | - | - | - |
| 9/21 @PHI | 1 | 10 | 10.0 | 0 | 10 | 0 |
| 9/25 NYG | - | - | - | - | - | - |
| 10/6 SEA | - | - | - | - | - | - |
| 10/12 @ARI | - | - | - | - | - | - |
| 10/19 TEN | - | - | - | - | - | - |
| 10/27 @DAL | - | - | - | - | - | - |
| 11/2 @MIN | | | | | | |
| 11/16 TB | | | | | | |
| 11/23 @SF | | | | | | |
| 11/30 @IND | | | | | | |
| 12/7 STL | | | | | | |
| 12/14 @NYG | | | | | | |
| 12/20 PHI | | | | | | |
| 12/28 DAL | | | | | | |
| TOTALS | 1 | 10 | 10.0 | 0 | 10 | 0 |

2014 WASHINGTON REDSKINS STATISTICS

PUNT RETURNS

12 Andre Roberts

| | NO. | YDS | AVG. | FC | LG | TD |
|---------------|------------|------------|-------------|-----------|-----------|-----------|
| 9/7 @HOU | 2 | 36 | 18.0 | 1 | 25 | 0 |
| 9/14 JAX | 7 | 59 | 8.4 | 0 | 37 | 0 |
| 9/21 @PHI | 1 | 6 | 6.0 | 2 | 6 | 0 |
| 9/25 NYG | 0 | 0 | 0.0 | 1 | 0 | 0 |
| 10/6 SEA | 0 | 0 | 0.0 | 4 | 0 | 0 |
| 10/12 @ARI | 1 | 12 | 12.0 | 5 | 12 | 0 |
| 10/19 TEN | 1 | 1 | 1.0 | 3 | 1 | 0 |
| 10/27 @DAL | 2 | 39 | 19.5 | 1 | 37 | 0 |
| 11/2 @MIN | | | | | | |
| 11/16 TB | | | | | | |
| 11/23 @SF | | | | | | |
| 11/30 @IND | | | | | | |
| 12/7 STL | | | | | | |
| 12/14 @NYG | | | | | | |
| 12/20 PHI | | | | | | |
| 12/28 DAL | | | | | | |
| TOTALS | 14 | 153 | 10.9 | 17 | 37 | 0 |

2014 WASHINGTON REDSKINS STATISTICS

KICKING

2 Kai Forbath

| | XP - XPA | Under 20 | | 20-29 Yds | | 30-39 Yds | | 40-49 Yds | | 50+ Yds | | Total | | OPPONENTS KICKOFF RETURNS | | | | |
|---------------|----------------|--------------|--------------|--------------|--------------|--------------|----------------|-----------|------------|-------------|-----------|----------|-----|---------------------------|------|----|---|--|
| | | FG - FGA | FG - FGA | FG - FGA | FG - FGA | FG - FGA | FG - FGA | FG - FGA | FG - FGA | FG - FGA | FG - FGA | NO. | YDS | AVG. | TB | TD | | |
| 9/7 @HOU | 0 - 1 | 0 - 0 | 0 - 0 | 0 - 0 | 0 - 0 | 0 - 0 | 0 - 0 | 0 - 0 | 0 - 0 | 0 - 0 | 0 - 0 | 0 - 0 | 1 | 27 | 27.0 | 1 | - | |
| 9/14 JAX | 5 - 5 | 0 - 0 | 0 - 0 | 1 - 1 | 1 - 1 | 1 - 1 | 1 - 1 | 0 - 0 | 0 - 0 | 2 - 2 | 2 - 2 | - | - | - | - | - | | |
| 9/21 @PHI | 4 - 4 | 0 - 0 | 0 - 0 | 0 - 0 | 0 - 1 | 2 - 2 | 2 - 2 | 0 - 0 | 0 - 0 | 2 - 3 | 2 - 3 | - | - | - | - | - | | |
| 9/25 NYG | 2 - 2 | 0 - 0 | 0 - 0 | 0 - 0 | 0 - 0 | 0 - 0 | 0 - 0 | 0 - 0 | 0 - 0 | 0 - 0 | 0 - 0 | - | - | - | - | - | | |
| 10/6 SEA | 2 - 2 | 0 - 0 | 1 - 1 | 0 - 0 | 0 - 0 | 0 - 0 | 0 - 0 | 0 - 0 | 0 - 0 | 1 - 1 | 1 - 1 | 3 | 37 | 12.3 | 1 | 0 | | |
| 10/12 @ARI | 2 - 2 | 0 - 0 | 1 - 1 | 0 - 0 | 0 - 0 | 1 - 1 | 1 - 1 | 0 - 0 | 0 - 0 | 2 - 2 | 2 - 2 | 1 | 21 | 21.0 | 3 | 0 | | |
| 10/19 TEN | 1 - 1 | 0 - 0 | 2 - 2 | 2 - 2 | 2 - 2 | 0 - 0 | 0 - 0 | 0 - 0 | 0 - 0 | 4 - 4 | 4 - 4 | 3 | 62 | 20.7 | 2 | 0 | | |
| 10/27 @DAL | 2 - 2 | 0 - 0 | 0 - 0 | 0 - 0 | 0 - 0 | 2 - 2 | 2 - 2 | 0 - 0 | 0 - 0 | 2 - 2 | 2 - 2 | 2 | 45 | 22.5 | 3 | 0 | | |
| 11/2 @MIN | - | - | - | - | - | - | - | - | - | - | - | - | - | - | - | - | | |
| 11/16 TB | - | - | - | - | - | - | - | - | - | - | - | - | - | - | - | - | | |
| 11/23 @SF | - | - | - | - | - | - | - | - | - | - | - | - | - | - | - | - | | |
| 11/30 @IND | - | - | - | - | - | - | - | - | - | - | - | - | - | - | - | - | | |
| 12/7 STL | - | - | - | - | - | - | - | - | - | - | - | - | - | - | - | - | | |
| 12/14 @NYG | - | - | - | - | - | - | - | - | - | - | - | - | - | - | - | - | | |
| 12/20 PHI | - | - | - | - | - | - | - | - | - | - | - | - | - | - | - | - | | |
| 12/28 DAL | - | - | - | - | - | - | - | - | - | - | - | - | - | - | - | - | | |
| TOTALS | 18 - 19 | 0 - 0 | 4 - 4 | 3 - 4 | 6 - 6 | 0 - 0 | 13 - 14 | 10 | 192 | 19.2 | 10 | 0 | | | | | | |
| | 94.7% | 0.0% | 100.0% | 75.0% | 100.0% | 0.0% | 92.9% | | | | | | | | | | | |

5 Tress Way

| | XP - XPA | Under 20 | | 20-29 Yds | | 30-39 Yds | | 40-49 Yds | | 50+ Yds | | Total | | OPPONENTS KICKOFF RETURNS | | | | |
|---------------|--------------|--------------|--------------|--------------|--------------|--------------|--------------|--------------|--------------|--------------|--------------|----------|------------|---------------------------|----------|----------|--|--|
| | | FG - FGA | FG - FGA | FG - FGA | FG - FGA | FG - FGA | FG - FGA | FG - FGA | FG - FGA | FG - FGA | FG - FGA | NO. | YDS | AVG. | TB | TD | | |
| 9/7 @HOU | 0 - 0 | 0 - 0 | 0 - 0 | 0 - 0 | 0 - 0 | 0 - 0 | 0 - 0 | 0 - 0 | 0 - 0 | 0 - 0 | 0 - 0 | 0 | 0 | 0.0 | 0 | 0 | | |
| 9/14 JAX | 0 - 0 | 0 - 0 | 0 - 0 | 0 - 0 | 0 - 0 | 0 - 0 | 0 - 0 | 0 - 0 | 0 - 0 | 0 - 0 | 0 - 0 | 5 | 137 | 27.4 | 3 | 0 | | |
| 9/21 @PHI | 0 - 0 | 0 - 0 | 0 - 0 | 0 - 0 | 0 - 0 | 0 - 0 | 0 - 0 | 0 - 0 | 0 - 0 | 0 - 0 | 0 - 0 | 3 | 153 | 51.0 | 4 | 1 | | |
| 9/25 NYG | 0 - 0 | 0 - 0 | 0 - 0 | 0 - 0 | 0 - 0 | 0 - 0 | 0 - 0 | 0 - 0 | 0 - 0 | 0 - 0 | 0 - 0 | 1 | 34 | 34.0 | 2 | 0 | | |
| 10/6 SEA | 0 - 0 | 0 - 0 | 0 - 0 | 0 - 0 | 0 - 0 | 0 - 0 | 0 - 0 | 0 - 0 | 0 - 0 | 0 - 0 | 0 - 0 | - | - | - | - | - | | |
| 10/12 @ARI | 0 - 0 | 0 - 0 | 0 - 0 | 0 - 0 | 0 - 0 | 0 - 0 | 0 - 0 | 0 - 0 | 0 - 0 | 0 - 0 | 0 - 0 | - | - | - | - | - | | |
| 10/19 TEN | 0 - 0 | 0 - 0 | 0 - 0 | 0 - 0 | 0 - 0 | 0 - 0 | 0 - 0 | 0 - 0 | 0 - 0 | 0 - 0 | 0 - 0 | - | - | - | - | - | | |
| 10/27 @DAL | 0 - 0 | 0 - 0 | 0 - 0 | 0 - 0 | 0 - 0 | 0 - 0 | 0 - 0 | 0 - 0 | 0 - 0 | 0 - 0 | 0 - 0 | - | - | - | - | - | | |
| 11/2 @MIN | - | - | - | - | - | - | - | - | - | - | - | - | - | - | - | - | | |
| 11/16 TB | - | - | - | - | - | - | - | - | - | - | - | - | - | - | - | - | | |
| 11/23 @SF | - | - | - | - | - | - | - | - | - | - | - | - | - | - | - | - | | |
| 11/30 @IND | - | - | - | - | - | - | - | - | - | - | - | - | - | - | - | - | | |
| 12/7 STL | - | - | - | - | - | - | - | - | - | - | - | - | - | - | - | - | | |
| 12/14 @NYG | - | - | - | - | - | - | - | - | - | - | - | - | - | - | - | - | | |
| 12/20 PHI | - | - | - | - | - | - | - | - | - | - | - | - | - | - | - | - | | |
| 12/28 DAL | - | - | - | - | - | - | - | - | - | - | - | - | - | - | - | - | | |
| TOTALS | 0 - 0 | 0 - 0 | 0 - 0 | 0 - 0 | 0 - 0 | 0 - 0 | 0 - 0 | 0 - 0 | 0 - 0 | 0 - 0 | 0 - 0 | 9 | 324 | 36.0 | 9 | 1 | | |
| | 0.0% | 0.0% | 0.0% | 0.0% | 0.0% | 0.0% | 0.0% | 0.0% | 0.0% | 0.0% | 0.0% | | | | | | | |

2014 WASHINGTON REDSKINS STATISTICS

PUNTING

5 Tress Way

| | NO. | YDS | LG | GROSS AVG. | NET AVG. | TB | INSIDE 20 | BLK | OPPONENTS PUNT RETURNS | | | | |
|---------------|-----------|-------------|-----------|---------------|-------------|----------|--------------|----------|------------------------|------------|------------|----------|----------|
| | | | | | | | | | NO. | YDS | AVG. | FC | TD |
| 9/7 @HOU | 6 | 246 | 61 | 41.0 | 36.3 | 0 | 2 | 1 | 4 | 28 | 7.0 | 1 | 0 |
| 9/14 JAX | 4 | 199 | 61 | 49.8 | 42.5 | 1 | 1 | 0 | 2 | 9 | 4.5 | 0 | 0 |
| 9/21 @PHI | 3 | 170 | 65 | 56.7 | 41.0 | 1 | 0 | 0 | 2 | 27 | 13.5 | 0 | 0 |
| 9/25 NYG | 4 | 233 | 77 | 58.3 | 55.5 | 0 | 1 | 0 | 2 | 11 | 5.5 | 0 | 0 |
| 10/6 SEA | 8 | 399 | 59 | 49.9 | 40.6 | 1 | 1 | 0 | 5 | 54 | 10.8 | 0 | 0 |
| 10/12 @ARI | 5 | 237 | 58 | 47.4 | 40.0 | 0 | 2 | 0 | 3 | 37 | 12.3 | 1 | 0 |
| 10/19 TEN | 3 | 124 | 52 | 41.3 | 41.3 | 0 | 1 | 0 | 1 | 0 | 0.0 | 0 | 0 |
| 10/27 @DAL | 5 | 231 | 54 | 46.2 | 38.6 | 1 | 3 | 0 | 2 | 18 | 9.0 | 1 | 0 |
| 11/2 @MIN | | | | | | | | | | | | | |
| 11/16 TB | | | | | | | | | | | | | |
| 11/23 @SF | | | | | | | | | | | | | |
| 11/30 @IND | | | | | | | | | | | | | |
| 12/7 STL | | | | | | | | | | | | | |
| 12/14 @NYG | | | | | | | | | | | | | |
| 12/20 PHI | | | | | | | | | | | | | |
| 12/28 DAL | | | | | | | | | | | | | |
| TOTALS | 38 | 1839 | 77 | 48.4 | 41.4 | 4 | 11 | 1 | 21 | 184 | 8.8 | 3 | 0 |

2014 WASHINGTON REDSKINS STATISTICS

TAKEAWAYS

REDSKINS

| | TAKEAWAY | FORCED BY | REC'D BY/INTERCEPTOR | DOWN-DIST-YD LINE-QT | RT YDS | PTS OFF |
|------------|-----------------|---------------------|-----------------------------|-----------------------------|---------------|----------------|
| 9/7 @HOU | Fumble | Ryan Kerrigan | Keenan Robinson | 1-10-WAS 11-4 | 0 | 0 |
| 9/14 JAX | Interception | | Trenton Robinson | 1-10-JAX 28-4 | 14 | 3 |
| 9/21 @PHI | Fumble | Bashaud Breeland | DeAngelo Hall | 2-8-WAS 32-2 | 17 | 3 |
| 9/25 NYG | Interception | | Keenan Robinson | 2-6-WAS 6-3 | 0 | 0 |
| 10/19 TEN | Interception | | Bashaud Breeland | 2-20-TEN 31-2 | 0 | 0 |
| 10/19 TEN | Muffed Punt | | Niles Paul | 4-15-50-3 | 0 | 3 |
| 10/27 @DAL | Fumble | Brandon Meriweather | Trent Murphy | 2-20-DAL 9-1 | 0 | 0 |
| 10/27 @DAL | Fumble | Bashaud Breeland | Brandon Meriweather | 1-10-WAS 44-2 | 0 | 0 |

OPPONENTS

| | TAKEAWAY | FORCED BY (REDSKIN) | REC'D BY/INTERCEPTOR | DOWN-DIST-YD LINE-QT | RT YDS | PTS OFF |
|------------|-----------------|----------------------------------|-----------------------------|-----------------------------|---------------|----------------|
| 9/7 @HOU | Fumble | Aborted (Robert Griffin III) | J.J. Watt | 1-7-HST 7-3 | 0 | 0 |
| 9/7 @HOU | Fumble | D.J. Swearinger (Niles Paul) | Kendrick Lewis | 3-7-WAS 43-3 | 0 | 0 |
| 9/21 @PHI | Interception | (Kirk Cousins) | Malcolm Jenkins | 1-10-WAS 20-4 | 6 | 3 |
| 9/25 NYG | Fumble | Mathias Kiwanuka (Kirk Cousins) | Cullen Jenkins | 3-9-WAS 32-1 | 0 | 7 |
| 9/25 NYG | Fumble | Trumaine McBride (Logan Paulsen) | Trumaine McBride | 2-7-NYG 23-2 | 0 | 3 |
| 9/25 NYG | Interception | (Kirk Cousins) | Prince Amukamara | 3-3-NYG 49-3 | 28 | 0 |
| 9/25 NYG | Interception | (Kirk Cousins) | Quintin Demps | 2-9-WAS 2-3 | 3 | 7 |
| 9/25 NYG | Interception | (Kirk Cousins) | Trumaine McBride | 2-11-WAS 24-3 | 11 | 7 |
| 9/25 NYG | Interception | (Kirk Cousins) | Antrel Rolle | 3-11-WAS 49-4 | 55 | 7 |
| 10/12 @ARI | Fumble | Jeraud Powers (Andre Roberts) | Tyrann Mathieu | 1-10-WAS 20-4 | 9 | 3 |
| 10/12 @ARI | Interception | (Kirk Cousins) | Rashad Johnson | 1-10-ARZ 47-4 | 30 | 0 |
| 10/12 @ARI | Interception | (Kirk Cousins) | Jeraud Powers | 3-3-ARZ 42-4 | 6 | 0 |
| 10/12 @ARI | Interception | (Kirk Cousins) | Rashad Johnson | 1-10-WAS 14-4 | 30 | 7 |
| 10/19 TEN | Fumble | Derrick Morgan (Kirk Cousins) | Avery Williamson | 3-10-WAS 25-1 | 2 | 3 |
| 10/19 TEN | Interception | (Kirk Cousins) | Wesley Woodyard | 1-10-WAS 42-2 | 13 | 7 |
| 10/28 @DAL | Interception | (Colt McCoy) | J.J. Wilcos | 2-12-DAL 27-1 | 0 | 0 |

2014 WASHINGTON REDSKINS STATISTICS

SCORING DRIVES

REDSKINS

| | OBTAINED | SCORING PLAY | PLAYS | YDS | DRIVE TIME | WAS-OPP | QT | REMAINING |
|------------|-----------------|--|--------------|------------|-------------------|----------------|-----------|------------------|
| 9/7 @HOU | Punt | D. Young 1 yd. run (kick blocked) | 4 | 46 | 1:37 | 6-0 | 2 | 6:06 |
| 9/14 JAX | Punt | D. Young 20 yd. pass from K. Cousins (K. Forbath kick) | 7 | 76 | 3:35 | 7-0 | 1 | 8:12 |
| 9/14 JAX | Punt | A. Morris 1 yd. run (K. Forbath kick) | 7 | 66 | 3:31 | 14-0 | 2 | 14:18 |
| 9/14 JAX | Punt | A. Morris 1 yd. run (K. Forbath kick) | 10 | 92 | 5:10 | 21-0 | 2 | 7:28 |
| 9/14 JAX | Punt | K. Forbath 36 yd. Field Goal | 10 | 13 | 4:21 | 24-7 | 3 | 8:30 |
| 9/14 JAX | Punt | N. Paul 2 yd. pass from K. Cousins (K. Forbath kick) | 11 | 65 | 4:40 | 31-7 | 4 | 14:12 |
| 9/14 JAX | Interception | K. Forbath 42 yd. Field Goal | 6 | 5 | 2:32 | 34-7 | 4 | 10:40 |
| 9/14 JAX | Kickoff | S. Redd, Jr. 14 yd. run (K. Forbath kick) | 8 | 41 | 4:58 | 41-10 | 4 | 1:52 |
| 9/21 @PHI | Kickoff | D.Young 4 yd. pass from K.Cousins (K.Forbath kick) | 11 | 82 | 6:18 | 7-0 | 1 | 8:42 |
| 9/21 @PHI | Kickoff | P.Garçon 4 yd. pass from K.Cousins (K.Forbath kick) | 12 | 87 | 6:20 | 14-7 | 1 | 2:09 |
| 9/21 @PHI | Fumble | K.Forbath 49 yd. Field Goal | 12 | 41 | 5:34 | 17-7 | 2 | 8:49 |
| 9/21 @PHI | Kickoff | 5 K.Forbath 44 yd. Field Goal | 11 | 54 | 4:33 | 20-14 | 2 | 1:15 |
| 9/21 @PHI | Punt | D.Jackson 81 yd. pass from K.Cousins (K.Forbath kick) | 1 | 81 | :09 | 27-27 | 3 | 2:04 |
| 9/21 @PHI | Kickoff | R.Helu, Jr. 1 yd. run (K.Forbath kick) | 5 | 80 | 1:39 | 34-37 | 4 | 4:16 |
| 9/25 NYG | Kickoff | A.Roberts 18 yd. pass from K.Cousins (K.Forbath kick) | 10 | 80 | 5:24 | 7-14 | 2 | 8:50 |
| 9/25 NYG | Kickoff | A.Morris 20 yd. run (K.Forbath kick) | 5 | 83 | 2:03 | 14-24 | 3 | 12:57 |
| 10/6 SEA | Kickoff | D. Jackson 60 yd. pass from K. Cousins (K. Forbath kick) | 4 | 80 | 2:05 | 7-17 | 2 | 2:32 |
| 10/6 SEA | Kickoff | K. Forbath 27 yd. Field Goal | 7 | 71 | 4:19 | 10-17 | 3 | 10:41 |
| 10/6 SEA | Kickoff | A. Roberts 6 yd. pass from K. Cousins (K. Forbath kick) | 11 | 80 | 2:56 | 17-24 | 4 | 3:35 |
| 10/12 @ARI | Kickoff | D.Jackson 64 yd. pass from K.Cousins (K.Forbath kick) | 7 | 82 | 4:05 | 7-7 | 2 | 14:03 |
| 10/12 @ARI | Punt | K.Forbath 28 yd. Field Goal | 10 | 60 | 4:09 | 10-7 | 2 | 8:20 |
| 10/12 @ARI | Kickoff | K.Forbath 43 yd. Field Goal | 4 | 55 | :29 | 13-14 | 2 | :02 |
| 10/12 @ARI | Punt | P.Garçon 5 yd. pass from K.Cousins (K.Forbath kick) | 4 | 64 | 1:26 | 20-23 | 4 | 2:17 |
| 10/19 TEN | Kickoff | K.Forbath 31 yd. Field Goal | 9 | 67 | 4:52 | 3-0 | 1 | 10:08 |
| 10/19 TEN | Punt | K.Forbath 31 yd. Field Goal | 10 | 68 | 5:18 | 6-3 | 2 | 7:34 |
| 10/19 TEN | Punt | P.Garçon 70 yd. pass from C.McCoy (K.Forbath kick) | 2 | 71 | :48 | 13-10 | 3 | 12:27 |
| 10/19 TEN | Muffed Punt | K.Forbath 27 yd. Field Goal | 5 | 15 | 1:55 | 16-10 | 4 | 13:27 |
| 10/19 TEN | Punt | K.Forbath 22 yd. Field Goal | 10 | 76 | 3:14 | 19-17 | 4 | :00 |
| 10/27 @DAL | Punt | K. Forbath 44 yd. Field Goal | 6 | 22 | 2:39 | 3-0 | 1 | 9:48 |
| 10/27 @DAL | Kickoff | A. Morris 5 yd. run (K. Forbath kick) | 8 | 80 | 5:09 | 10-7 | 3 | 9:51 |
| 10/27 @DAL | Kickoff | C. McCoy 7 yd. run (K. Forbath kick) | 9 | 80 | 5:25 | 17-10 | 4 | 13:38 |
| 10/27 @DAL | Kickoff | K. Forbath 40 yd. Field Goal | 9 | 58 | 5:17 | 20-17 | OT | 9:43 |

Returns of any kind for touchdowns are not included on this chart; they do not count as drives.

2014 WASHINGTON REDSKINS STATISTICS

SCORING DRIVES

OPPONENTS

| | OBTAINED | SCORING PLAY | PLAYS | YDS | DRIVE TIME | WAS-OPP | QT | REMAINING |
|------------|-----------------|--|--------------|------------|-------------------|----------------|-----------|------------------|
| 9/7 @HOU | Kickoff | D. Hopkins 76 yd. pass from R. Fitzpatrick (R. Bullock kick) | 4 | 90 | 1:51 | 6-7 | 2 | 4:15 |
| 9/7 @HOU | Punt | R. Bullock 42 yd. field goal | 13 | 68 | 6:32 | 6-17 | 4 | 1:55 |
| 9/14 JAX | Punt | J. Scobee 36 yd. Field Goal | 5 | 71 | 1:35 | 21-7 | 2 | 1:40 |
| 9/14 JAX | Kickoff | M. Lewis 63 yd. pass from C. Henne (J. Scobee kick) | 9 | 63 | 3:50 | 34-10 | 4 | 6:50 |
| 9/21 @PHI | Kickoff | J.Matthews 11 yd. pass from N.Foles (C.Parkey kick) | 8 | 80 | 3:01 | 17-14 | 2 | 5:48 |
| 9/21 @PHI | Kickoff | J.Matthews 11 yd. pass from N.Foles (C.Parkey kick) | 8 | 64 | 1:06 | 20-21 | 2 | :09 |
| 9/21 @PHI | Kickoff | C.Parkey 38 yd. Field Goal | 7 | 60 | 2:57 | 20-24 | 3 | 12:03 |
| 9/21 @PHI | Punt | C.Parkey 33 yd. Field Goal | 8 | 48 | 3:05 | 20-27 | 3 | 8:04 |
| 9/21 @PHI | Missed FG | J.Maclin 27 yd. pass from N.Foles (C.Parkey kick) | 7 | 76 | 2:33 | 27-34 | 4 | 7:34 |
| 9/21 @PHI | Interception | C.Parkey 51 yd. Field Goal | 4 | 2 | 1:32 | 27-37 | 4 | 5:55 |
| 9/25 NYG | Fumble | L.Donnell 5 yd. pass from E.Manning (J.Brown kick) | 6 | 24 | 3:07 | 0-7 | 1 | 7:35 |
| 9/25 NYG | Punt | L.Donnell 6 yd. pass from E.Manning (J.Brown kick) | 6 | 75 | 2:45 | 0-14 | 2 | 14:14 |
| 9/25 NYG | Kickoff | L.Donnell 6 yd. pass from E.Manning (J.Brown kick) | 12 | 67 | 6:34 | 7-21 | 2 | 2:16 |
| 9/25 NYG | Fumble | J.Brown 29 yd. Field Goal | 8 | 71 | 1:16 | 14-24 | 2 | 0:00 |
| 9/25 NYG | Interception | D.Fells 2 yd. pass from E.Manning (J.Brown kick) | 4 | 35 | 1:19 | 14-31 | 3 | 4:19 |
| 9/25 NYG | Interception | E.Manning 1 yd. run (J.Brown kick) | 5 | 22 | 1:22 | 14-38 | 4 | 14:07 |
| 9/25 NYG | Interception | A.Williams 1 yd. run (J.Brown kick) | 9 | 46 | 5:25 | 14-45 | 4 | 6:05 |
| 10/6 SEA | Kickoff | J. Kearse 15 yd. pass from R. Wilson (S. Hauschka kick) | 6 | 65 | 2:16 | 0-7 | 1 | 12:44 |
| 10/6 SEA | Punt | S. Hauschka 40 yd. Field Goal | 8 | 31 | 4:49 | 0-10 | 2 | 9:04 |
| 10/6 SEA | Punt | R. Wilson 9 yd. run (S. Hauschka kick) | 5 | 70 | 2:44 | 0-17 | 2 | 4:37 |
| 10/6 SEA | Punt | M. Lynch 9 yd. pass from R. Wilson (S. Hauschka kick) | 12 | 53 | 7:33 | 10-24 | 4 | 6:31 |
| 10/6 SEA | Kickoff | S. Hauschka 43 yd. Field Goal | 8 | 55 | 3:14 | 17-27 | 4 | :21 |
| 10/12 @ARI | Punt | M.Floyd 20 yd. pass from C.Palmer (C.Catanzaro kick) | 5 | 41 | 2:13 | 0-7 | 1 | 3:08 |
| 10/12 @ARI | Punt | L.Fitzgerald 24 yd. pass from C.Palmer (C.Catanzaro kick) | 8 | 85 | 2:18 | 10-14 | 2 | :31 |
| 10/12 @ARI | Punt | C.Catanzaro 33 yd. Field Goal | 14 | 69 | 7:23 | 13-17 | 3 | 4:13 |
| 10/12 @ARI | Punt | C.Catanzaro 49 yd. Field Goal | 8 | 39 | 4:50 | 13-20 | 4 | 12:54 |
| 10/12 @ARI | Fumble | C.Catanzaro 37 yd. Field Goal | 6 | 8 | 2:13 | 13-23 | 4 | 10:27 |
| 10/19 TEN | Fumble | R.Succop 36 yd. Field Goal | 4 | -3 | 1:31 | 3-3 | 1 | 3:41 |
| 10/19 TEN | Interception | K.Wright 14 yd. pass from C.Whitehurst (R.Succop kick) | 5 | 37 | 2:09 | 6-10 | 2 | 1:04 |
| 10/19 TEN | Kickoff | D.Hagan 38 yd. pass from C.Whitehurst (R.Succop kick) | 8 | 80 | 5:46 | 16-17 | 4 | 7:41 |
| 10/27 @DAL | Punt | D. Bryant 5 yd. pass from T. Romo (D. Bailey kick) | 8 | 80 | 4:18 | 3-7 | 2 | 4:45 |
| 10/27 @DAL | Punt | D. Bailey 21 yd. Field Goal | 5 | 45 | 1:40 | 10-10 | 3 | 4:03 |
| 10/27 @DAL | Kickoff | J. Witten 25 yd. pass from B. Weeden (D. Bailey kick) | 8 | 80 | 4:11 | 17-17 | 4 | 9:27 |

Returns of any kind for touchdowns are not included on this chart; they do not count as drives.

2014 WASHINGTON REDSKINS STATISTICS

DRIVE RESULTS

| | REDSKINS | | | | | | | | | | | | | | |
|---------------|-----------|-----------|-----------|------------|----------|-----------|----------|------------|----------|-----------|----------|------------|------------|--------------|------------|
| | Total | TD | FG | FIELD GOAL | | PUNTS | | LOST DRIVE | | | | DRIVE ENDS | | | |
| | | | | Missed | Blk | No. | Blk | Downs | Fumble | Int. | Safety | Half/Game | Pts. | Scoring % | 1st Drive |
| 9/7 @HOU | 11 | 1 | 0 | 0 | 0 | 5 | 1 | 1 | 2 | 0 | 0 | 1/0 | 6 | 9.1% | Punt |
| 9/14 JAX | 13 | 5 | 2 | 0 | 0 | 4 | 0 | 1 | 0 | 0 | 0 | 0/1 | 41 | 53.8% | Punt |
| 9/21 @PHI | 13 | 4 | 2 | 1 | 0 | 3 | 0 | 1 | 0 | 1 | 0 | 1/0 | 34 | 46.2% | Touchdown |
| 9/25 NYG | 13 | 2 | 0 | 0 | 0 | 4 | 0 | 0 | 2 | 4 | 0 | 0/1 | 14 | 15.4% | Fumble |
| 10/6 SEA | 12 | 2 | 1 | 0 | 0 | 8 | 0 | 0 | 0 | 0 | 0 | 0/1 | 17 | 25.0% | Punt |
| 10/12 @ARI | 14 | 2 | 2 | 0 | 0 | 5 | 0 | 0 | 1 | 3 | 0 | 0/1 | 20 | 28.6% | Punt |
| 10/19 TEN | 11 | 1 | 4 | 0 | 0 | 3 | 0 | 0 | 1 | 1 | 0 | 1/0 | 19 | 45.5% | Field Goal |
| 10/27 @DAL | 11 | 2 | 2 | 0 | 0 | 5 | 0 | 0 | 0 | 1 | 0 | 1/0 | 20 | 36.4% | Field Goal |
| 11/2 @MIN | | | | | | | | | | | | | | | |
| 11/16 TB | | | | | | | | | | | | | | | |
| 11/23 @SF | | | | | | | | | | | | | | | |
| 11/30 @IND | | | | | | | | | | | | | | | |
| 12/7 STL | | | | | | | | | | | | | | | |
| 12/14 @NYG | | | | | | | | | | | | | | | |
| 12/20 PHI | | | | | | | | | | | | | | | |
| 12/28 DAL | | | | | | | | | | | | | | | |
| TOTALS | 98 | 19 | 13 | 1 | 0 | 37 | 1 | 3 | 6 | 10 | 0 | 4/4 | 171 | 32.7% | |

OPPONENTS

| | OPPONENTS | | | | | | | | | | | | | | |
|---------------|-----------|-----------|-----------|------------|----------|-----------|----------|------------|----------|----------|----------|------------|------------|--------------|-----------|
| | Total | TD | FG | FIELD GOAL | | PUNTS | | LOST DRIVE | | | | DRIVE ENDS | | | |
| | | | | Missed | Blk | No. | Blk | Downs | Fumble | Int. | Safety | Half/Game | Pts. | Scoring % | 1st Drive |
| 9/7 @HOU | 10 | 1 | 1 | 0 | 0 | 6 | 0 | 0 | 1 | 0 | 0 | 0/1 | 17 | 20.0% | Punt |
| 9/14 JAX | 12 | 1 | 1 | 0 | 0 | 8 | 0 | 1 | 0 | 1 | 0 | 0/0 | 10 | 16.7% | Punt |
| 9/21 @PHI | 13 | 4 | 3 | 0 | 0 | 4 | 0 | 0 | 1 | 0 | 0 | 0/1 | 37 | 53.8% | Touchdown |
| 9/25 NYG | 13 | 6 | 1 | 0 | 0 | 5 | 0 | 0 | 0 | 1 | 0 | 0/0 | 45 | 53.8% | Punt |
| 10/6 SEA | 12 | 3 | 2 | 0 | 0 | 6 | 0 | 0 | 0 | 0 | 0 | 1/0 | 27 | 41.7% | Touchdown |
| 10/12 @ARI | 13 | 2 | 3 | 0 | 0 | 7 | 0 | 0 | 0 | 0 | 0 | 1/0 | 30 | 38.5% | Punt |
| 10/19 TEN | 9 | 2 | 1 | 0 | 0 | 5 | 0 | 0 | 0 | 1 | 0 | 0/0 | 17 | 33.3% | Punt |
| 10/27 @DAL | 11 | 2 | 1 | 0 | 0 | 4 | 0 | 1 | 2 | 0 | 0 | 0/1 | 17 | 27.3% | Punt |
| 11/2 @MIN | | | | | | | | | | | | | | | |
| 11/16 TB | | | | | | | | | | | | | | | |
| 11/23 @SF | | | | | | | | | | | | | | | |
| 11/30 @IND | | | | | | | | | | | | | | | |
| 12/7 STL | | | | | | | | | | | | | | | |
| 12/14 @NYG | | | | | | | | | | | | | | | |
| 12/20 PHI | | | | | | | | | | | | | | | |
| 12/28 DAL | | | | | | | | | | | | | | | |
| TOTALS | 93 | 21 | 13 | 0 | 0 | 45 | 0 | 2 | 4 | 3 | 0 | 2/3 | 200 | 36.6% | |

Returns of any kind for touchdowns are not included on this chart; they do not count as drives.

2014 WASHINGTON REDSKINS STATISTICS

OPENING DRIVES

| | REDSKINS | | | | | OPPONENTS | | | |
|------------|----------|-----|------|------------|------------|-----------|-----|------|-----------|
| | PLAYS | YDS | TIME | RESULTS | | PLAYS | YDS | TIME | RESULTS |
| 9/7 @HOU | 3 | 8 | 2:15 | Punt | 9/7 @HOU | 6 | 28 | 2:36 | Punt |
| 9/14 JAX | 4 | 4 | 2:10 | Punt | 9/14 JAX | 3 | -11 | 1:03 | Punt |
| 9/21 @PHI | 11 | 82 | 6:18 | Touchdown | 9/21 @PHI | 0 | 0 | :13 | Touchdown |
| 9/25 NYG | 6 | 22 | 2:40 | Fumble | 9/25 NYG | 4 | 30 | 1:38 | Punt |
| 10/6 SEA | 9 | 25 | 4:35 | Punt | 10/6 SEA | 6 | 65 | 2:16 | Touchdown |
| 10/12 @ARI | 4 | 22 | 2:09 | Punt | 10/12 @ARI | 4 | 13 | 1:25 | Punt |
| 10/19 TEN | 9 | 67 | 4:52 | Field Goal | 10/19 TEN | 5 | 5 | 3:39 | Punt |
| 10/27 @DAL | 6 | 22 | 2:39 | Field Goal | 10/27 @DAL | 5 | 9 | 2:33 | Punt |
| 11/2 @MIN | | | | | 11/2 @MIN | | | | |
| 11/16 TB | | | | | 11/16 TB | | | | |
| 11/23 @SF | | | | | 11/23 @SF | | | | |
| 11/30 @IND | | | | | 11/30 @IND | | | | |
| 12/7 STL | | | | | 12/7 STL | | | | |
| 12/14 @NYG | | | | | 12/14 @NYG | | | | |
| 12/20 PHI | | | | | 12/20 PHI | | | | |
| 12/28 DAL | | | | | 12/28 DAL | | | | |

IN THE RED ZONE

| | REDSKINS | | | | | | | | |
|---------------|-----------|-----------|----------|-------------|----------|----------|----------|------------|-------------|
| | POSS | TD | FG | MISS/BLK FG | INT | FUM | DOWNNS | HALF/GAME | AVG. POINTS |
| 9/7 @HOU | 2 | 1 | 0 | 0/0 | 0 | 1 | 0 | 0/0 | 3 |
| 9/14 JAX | 6 | 4 | 2 | 0/0 | 0 | 0 | 0 | 0/0 | 5.0 |
| 9/21 @PHI | 4 | 3 | 0 | 1/0 | 0 | 0 | 0 | 0/0 | 4.5 |
| 9/25 NYG | 1 | 1 | 0 | 0/0 | 0 | 0 | 0 | 0/0 | 6.0 |
| 10/6 SEA | 2 | 1 | 1 | 0/0 | 0 | 0 | 0 | 0/0 | 4.5 |
| 10/12 @ARI | 2 | 1 | 1 | 0/0 | 0 | 0 | 0 | 0/0 | 4.5 |
| 10/19 TEN | 4 | 0 | 4 | 0/0 | 0 | 0 | 0 | 0/0 | 3.0 |
| 10/27 @DAL | 2 | 2 | 0 | 0/0 | 0 | 0 | 0 | 0/0 | 6.0 |
| 11/2 @MIN | | | | | | | | | |
| 11/16 TB | | | | | | | | | |
| 11/23 @SF | | | | | | | | | |
| 11/30 @IND | | | | | | | | | |
| 12/7 STL | | | | | | | | | |
| 12/14 @NYG | | | | | | | | | |
| 12/20 PHI | | | | | | | | | |
| 12/28 DAL | | | | | | | | | |
| TOTALS | 23 | 13 | 8 | 1/0 | 0 | 1 | 0 | 0/0 | 4.4 |

OPPONENTS

| | OPPONENTS | | | | | | | | |
|---------------|-----------|-----------|-----------|-------------|----------|----------|----------|------------|-------------|
| | POSS | TD | FG | MISS/BLK FG | INT | FUM | DOWNNS | HALF/GAME | AVG. POINTS |
| 9/7 @HOU | 2 | 0 | 1 | 0/0 | 0 | 1 | 0 | 0/0 | 1.5 |
| 9/14 JAX | 1 | 0 | 1 | 0/0 | 0 | 0 | 0 | 0/0 | 3.0 |
| 9/21 @PHI | 4 | 2 | 2 | 0/0 | 0 | 0 | 0 | 0/0 | 4.5 |
| 9/25 NYG | 8 | 6 | 1 | 0/0 | 1 | 0 | 0 | 0/0 | 4.9 |
| 10/6 SEA | 5 | 3 | 2 | 0/0 | 0 | 0 | 0 | 0/0 | 4.8 |
| 10/12 @ARI | 2 | 0 | 2 | 0/0 | 0 | 0 | 0 | 0/0 | 3.0 |
| 10/19 TEN | 2 | 1 | 1 | 0/0 | 0 | 0 | 0 | 0/0 | 4.5 |
| 10/27 @DAL | 2 | 1 | 1 | 0/0 | 0 | 0 | 0 | 0/0 | 4.5 |
| 11/2 @MIN | | | | | | | | | |
| 11/16 TB | | | | | | | | | |
| 11/23 @SF | | | | | | | | | |
| 11/30 @IND | | | | | | | | | |
| 12/7 STL | | | | | | | | | |
| 12/14 @NYG | | | | | | | | | |
| 12/20 PHI | | | | | | | | | |
| 12/28 DAL | | | | | | | | | |
| TOTALS | 26 | 13 | 11 | 0/0 | 1 | 1 | 0 | 0/0 | 4.3 |

2014 WASHINGTON REDSKINS STATISTICS

3RD DOWN EFFICIENCY

REDSKINS

| | 3 & 1 | 3 & 2 | 3 & 3 | 3 & 4 | 3 & 5 | 3 & 6 | 3 & 7 | 3 & 8 | 3 & 9 | 3 & 10+ | CONV/ATT | % |
|---------------|---------------|--------------|---------------|---------------|---------------|--------------|--------------|--------------|--------------|---------------|----------------|--------------|
| 9/7 @HOU | 1 - 2 | 0 - 0 | 0 - 1 | 0 - 0 | 2 - 2 | 0 - 0 | 0 - 1 | 0 - 1 | 0 - 0 | 0 - 5 | 3 - 12 | 25.0% |
| 9/14 JAX | 1 - 2 | 1 - 1 | 0 - 0 | 2 - 3 | 1 - 1 | 0 - 0 | 0 - 0 | 0 - 2 | 0 - 1 | 1 - 4 | 6 - 14 | 42.9% |
| 9/21 @PHI | 4 - 4 | 0 - 2 | 3 - 4 | 0 - 0 | 0 - 0 | 1 - 1 | 0 - 0 | 0 - 0 | 0 - 1 | 0 - 3 | 8 - 15 | 53.3% |
| 9/25 NYG | 0 - 0 | 0 - 0 | 0 - 1 | 0 - 0 | 0 - 1 | 0 - 0 | 0 - 0 | 1 - 2 | 0 - 1 | 0 - 3 | 1 - 8 | 12.5% |
| 10/6 SEA | 0 - 2 | 0 - 0 | 1 - 2 | 0 - 0 | 2 - 2 | 0 - 2 | 0 - 0 | 0 - 0 | 0 - 0 | 0 - 4 | 3 - 12 | 25.0% |
| 10/12 @ARI | 1 - 2 | 0 - 0 | 0 - 2 | 0 - 1 | 0 - 0 | 1 - 2 | 0 - 0 | 0 - 0 | 0 - 0 | 0 - 3 | 2 - 10 | 20.0% |
| 10/19 TEN | 1 - 1 | 0 - 1 | 0 - 0 | 0 - 0 | 1 - 3 | 0 - 0 | 0 - 0 | 1 - 1 | 0 - 2 | 0 - 3 | 3 - 11 | 27.3% |
| 10/27 @DAL | 0 - 0 | 2 - 3 | 1 - 2 | 0 - 0 | 0 - 1 | 1 - 1 | 1 - 1 | 1 - 1 | 0 - 1 | 0 - 4 | 6 - 14 | 42.9% |
| 11/2 @MIN | - | - | - | - | - | - | - | - | - | - | - | - |
| 11/16 TB | - | - | - | - | - | - | - | - | - | - | - | - |
| 11/23 @SF | - | - | - | - | - | - | - | - | - | - | - | - |
| 11/30 @IND | - | - | - | - | - | - | - | - | - | - | - | - |
| 12/7 STL | - | - | - | - | - | - | - | - | - | - | - | - |
| 12/14 @NYG | - | - | - | - | - | - | - | - | - | - | - | - |
| 12/20 PHI | - | - | - | - | - | - | - | - | - | - | - | - |
| 12/28 DAL | - | - | - | - | - | - | - | - | - | - | - | - |
| TOTALS | 8 - 13 | 3 - 7 | 5 - 12 | 2 - 4 | 6 - 10 | 3 - 6 | 1 - 2 | 3 - 7 | 0 - 6 | 1 - 29 | 32 - 96 | 33.3% |
| | 61.5% | 42.9% | 41.7% | 50.0% | 60.0% | 50.0% | 50.0% | 42.9% | 0.0% | 3.4% | | |
| | 3RD & 1-3 | | | 3RD & 4-6 | | | 3RD & 7+ | | | | | |
| | 16 - 32 50.0% | | | 11 - 20 55.0% | | | 5 - 44 11.4% | | | | | |

OPPONENTS

| | 3 & 1 | 3 & 2 | 3 & 3 | 3 & 4 | 3 & 5 | 3 & 6 | 3 & 7 | 3 & 8 | 3 & 9 | 3 & 10+ | CONV/ATT | % |
|---------------|---------------|--------------|--------------|--------------|--------------|--------------|---------------|--------------|--------------|---------------|-----------------|--------------|
| 9/7 @HOU | 3 - 5 | 1 - 1 | 1 - 1 | 0 - 1 | 0 - 0 | 1 - 2 | 0 - 0 | 1 - 1 | 0 - 1 | 0 - 2 | 7 - 14 | 50.0% |
| 9/14 JAX | 0 - 0 | 0 - 1 | 0 - 1 | 0 - 1 | 0 - 0 | 0 - 0 | 1 - 2 | 0 - 0 | 1 - 2 | 1 - 6 | 3 - 13 | 23.1% |
| 9/21 @PHI | 0 - 0 | 0 - 0 | 0 - 1 | 0 - 0 | 0 - 0 | 1 - 2 | 0 - 2 | 2 - 3 | 0 - 0 | 1 - 3 | 4 - 11 | 36.4% |
| 9/25 NYG | 1 - 1 | 3 - 3 | 0 - 0 | 4 - 4 | 0 - 1 | 0 - 0 | 1 - 2 | 0 - 1 | 1 - 3 | 1 - 1 | 11 - 16 | 68.8% |
| 10/6 SEA | 2 - 3 | 0 - 0 | 0 - 2 | 1 - 1 | 1 - 3 | 0 - 0 | 0 - 1 | 0 - 0 | 1 - 2 | 0 - 2 | 5 - 14 | 35.7% |
| 10/12 @ARI | 1 - 3 | 2 - 3 | 1 - 1 | 0 - 0 | 0 - 1 | 0 - 0 | 1 - 1 | 0 - 1 | 0 - 0 | 2 - 7 | 7 - 17 | 41.2% |
| 10/19 TEN | 1 - 1 | 0 - 0 | 0 - 0 | 0 - 0 | 0 - 0 | 0 - 3 | 0 - 0 | 1 - 1 | 0 - 0 | 1 - 6 | 3 - 11 | 27.3% |
| 10/27 @DAL | 1 - 2 | 0 - 0 | 0 - 3 | 1 - 1 | 1 - 2 | 1 - 1 | 0 - 0 | 1 - 2 | 0 - 0 | 0 - 1 | 5 - 12 | 41.7% |
| 11/2 @MIN | - | - | - | - | - | - | - | - | - | - | - | - |
| 11/16 TB | - | - | - | - | - | - | - | - | - | - | - | - |
| 11/23 @SF | - | - | - | - | - | - | - | - | - | - | - | - |
| 11/30 @IND | - | - | - | - | - | - | - | - | - | - | - | - |
| 12/7 STL | - | - | - | - | - | - | - | - | - | - | - | - |
| 12/14 @NYG | - | - | - | - | - | - | - | - | - | - | - | - |
| 12/20 PHI | - | - | - | - | - | - | - | - | - | - | - | - |
| 12/28 DAL | - | - | - | - | - | - | - | - | - | - | - | - |
| TOTALS | 9 - 15 | 6 - 8 | 2 - 9 | 6 - 8 | 2 - 7 | 3 - 8 | 3 - 8 | 5 - 9 | 3 - 8 | 6 - 28 | 45 - 108 | 41.7% |
| | 60.0% | 75.0% | 22.2% | 75.0% | 0.0% | 37.5% | 37.5% | 55.6% | 37.5% | 21.4% | | |
| | 3RD & 1-3 | | | 3RD & 4-6 | | | 3RD & 7+ | | | | | |
| | 17 - 32 53.1% | | | 11 - 23 48% | | | 17 - 53 32.1% | | | | | |

2014 WASHINGTON REDSKINS STATISTICS

REGULAR SEASON HIGHS / LOWS

| | REDSKINS | | OPPONENTS | |
|-------------------------|------------------|-------------------|---------------------|--------------------|
| | HIGH | LOW | HIGH | LOW |
| Points | 41 vs. JAX | 6 @ HOU | 45 vs. NYG | 10 vs. JAX |
| First Downs | 32 vs. JAX | 14 vs. SEA | 31 vs. NYG | 8 vs. JAX |
| Total Offense | 511 @ PHI | 307 vs. SEA | 449 vs. NYG | 148 vs. JAX |
| Net Yards Rushing | 191 vs. JAX | 32 vs. SEA | 225 vs. SEA | 25 vs. JAX |
| Net Yards Passing | 427 @ PHI | 241 @ HOU | 325 @ PHI | 123 vs. JAX |
| Offensive Plays | 81 vs. JAX | 52 vs. NYG | 78 vs. NYG | 48 vs. JAX |
| Rushing Attempts | 42 vs. JAX | 17, last @ ARI | 38 vs. NYG | 10 vs. JAX |
| Pass Attempts | 48 @ PHI | 28 vs. TEN | 44 @ ARI | 22 @ HOU |
| Pass Completions | 30 @ PHI | 19 vs. NYG | 28, last vs. ARI | 14 @ HOU |
| Passes Had Intercepted | 4 vs. NYG | 0 vs. SEA | 1, last vs. TEN | 0, last @ DAL |
| Sacks Allowed | 3, last @ DAL | 0 @ PHI | 10 vs. JAX | 0 @ PHI |
| Fumbles | 3 @ HOU | 0, last @ DAL | 4 @ DAL | 0, last vs. NYG |
| Fumbles Lost | 2, last vs. NYG | 0, last @ DAL | 2 @ DAL | 0, last @ ARI |
| Total Turnovers | 6 vs. NYG | 0, last @ DAL | 2, last @ DAL | 0, last @ ARI |
| Penalties | 11, last vs. NYG | 3 vs. SEA | 14 @ ARI | 3 @ DAL |
| Yards Penalized | 131 @ PHI | 30 vs. SEA | 108 @ ARI | 35 @ DAL |
| Time of Possession | 39:01 vs. JAX | 22:43 vs. NYG | 37:17 vs. NYG | 20:59 vs. JAX |
| Defensive Interceptions | 1, last vs. TEN | 0, last @ DAL | 4 vs. NYG | 0, last vs. SEA |
| Total Takeaways | 2, last @ DAL | 0, last @ ARI | 6 vs. NYG | 0, last vs. SEA |
| Drive (plays) | 13 @ DAL | 1, last vs. TEN | 14 @ ARI | 0 @ ARI |
| Drive (yards) | 92 vs. JAX | -8 vs. TEN | 90 @ HOU | -3 vs. TEN |
| Third Down Conversions | 8/15 @ PHI (53%) | 1/8 vs. NYG (13%) | 11/16 vs. NYG (69%) | 3/13 vs. JAX (23%) |

REGULAR SEASON INDIVIDUAL HIGHS

| | REDSKINS | | OPPONENTS | |
|----------------------------------|--------------------------------|--|---------------------------------------|--|
| | | | | |
| Yards Rushing | 91 by Alfred Morris @ HOU | | 141 by DeMarco Murray @ DAL | |
| Rushing Attempts | 23 by Alfred Morris @ PHI | | 27 by Arian Foster @ HOU | |
| Rushing TDs | 2 by Alfred Morris vs. JAX | | 1 by Multiple vs. SEA | |
| Receptions | 11 by Pierre Garçon @ PHI | | 8, last by Rueben Randle vs. NYG | |
| Yards Receiving | 157 by DeSean Jackson vs. SEA | | 154 by Jeremy Maclin @ PHI | |
| Receiving TDs | 1, last by Pierre Garçon | | 3 by Larry Donnell vs. NYG | |
| Combined Yards (rush/rec) | 157 by DeSean Jackson vs. SEA | | 154 by Jeremy Maclin @ PHI | |
| All-Purpose Yards (rush/rec/ret) | 157 by DeSean Jackson vs. SEA | | 154 by Jeremy Maclin @ PHI | |
| Yards Passing | 427 by Kirk Cousins @ PHI | | 325 by Nick Foles @ PHI | |
| Pass Attempts | 48 by Kirk Cousins @ PHI | | 44 by Carson Palmer @ ARI | |
| Pass Completions | 30 by Kirk Cousins @ PHI | | 28, last by Carson Palmer @ ARI | |
| TD Passes | 3 by Kirk Cousins @ PHI | | 3 by Nick Foles @ PHI | |
| Interceptions Thrown | 4 by Kirk Cousins vs. NYG | | 1, last by Charlie Whitehurst vs. TEN | |
| Longest Run | 29 by Alfred Morris @ DAL | | 51 by DeMarco Murray @ DAL | |
| Longest Pass Completion | 81 by Kirk Cousins @ PHI | | 76 by Ryan Fitzpatrick @ HOU | |
| Longest Kickoff Return | 28 by Andre Roberts @ HOU | | 102 by Chris Polk @ PHI | |
| Longest Punt Return | 37 by Andre Roberts @ DAL | | 21 by Bryan Walters vs. SEA | |
| Longest Interception Return | 14 by Trenton Robinson vs. JAX | | 39 by Antrel Rolle vs. NYG | |
| Longest Punt | 77 by Tress Way vs. NYG | | 60 by Shane Lechler @ HOU | |
| Longest Field Goal | 49 by Kai Forbath @ PHI | | 51 by Cody Parkey @ PHI | |
| Touchdowns Scored | 2 by Multiple vs. JAX | | 3 by Larry Donnell vs. NYG | |
| Points Scored | 13 by Kai Forbath | | 18 by Larry Donnell vs. NYG | |

2014 WASHINGTON REDSKINS STATISTICS

20-YARD PLAYS FROM SCRIMMAGE

| REDSKINS | | |
|-----------------|------------|---|
| | YDS | PLAY |
| 9/7 @HOU | 22 | Robert Griffin III pass to Andre Roberts |
| 9/7 @HOU | 21 | Alfred Morris run |
| 9/14 JAX | 31 | Kirk Cousins pass to Andre Roberts |
| 9/14 JAX | 26 | Kirk Cousins pass to Niles Paul |
| 9/14 JAX | 23 | Kirk Cousins pass to Niles Paul |
| 9/14 JAX | 21 | Kirk Cousins pass to Ryan Grant |
| 9/14 JAX | 20 | Kirk Cousins pass to Darrel Young |
| 9/21 @PHI | 81 | Kirk Cousins pass to DeSean Jackson |
| 9/21 @PHI | 55 | Kirk Cousins pass to Roy Helu |
| 9/21 @PHI | 43 | Kirk Cousins pass to Pierre Garçon |
| 9/21 @PHI | 37 | Kirk Cousins pass to Niles Paul |
| 9/21 @PHI | 28 | Kirk Cousins pass to DeSean Jackson (13) + penalty (15) |
| 9/21 @PHI | 23 | Kirk Cousins pass to Pierre Garçon |
| 9/25 NYG | 43 | Kirk Cousins pass to Niles Paul (28) + penalty (15) |
| 9/25 NYG | 36 | Kirk Cousins pass to Roy Helu |
| 9/25 NYG | 27 | Kirk Cousins pass to Roy Helu |
| 9/25 NYG | 26 | Kirk Cousins pass to Alfred Morris |
| 9/25 NYG | 20 | Alfred Morris run |
| 10/6 SEA | 60 | Kirk Cousins pass to DeSean Jackson |
| 10/6 SEA | 57 | Kirk Cousins pass to DeSean Jackson |
| 10/6 SEA | 22 | Kirk Cousins pass to DeSean Jackson |
| 10/6 SEA | 22 | Kirk Cousins pass to Roy Helu |
| 10/6 SEA | 20 | Kirk Cousins pass to Roy Helu |
| 10/12 @ARI | 64 | Kirk Cousins pass to DeSean Jackson |
| 10/12 @ARI | 42 | Kirk Cousins pass to DeSean Jackson |
| 10/12 @ARI | 33 | Kirk Cousins pass to Roy Helu |
| 10/12 @ARI | 22 | Kirk Cousins pass to Andre Roberts |
| 10/12 @ARI | 20 | Kirk Cousins pass to Jordan Reed |
| 10/19 TEN | 70 | Colt McCoy pass to Pierre Garçon |
| 10/19 TEN | 50 | Kirk Cousins pass to DeSean Jackson |
| 10/19 TEN | 37 | Kirk Cousins pass to Roy Helu |
| 10/19 TEN | 22 | Kirk Cousins pass to Jordan Reed |
| 10/27 @DAL | 49 | Colt McCoy pass to DeSean Jackson |
| 10/27 @DAL | 45 | Colt McCoy pass to DeSean Jackson |
| 10/27 @DAL | 29 | Alfred Morris run |
| 10/27 @DAL | 23 | Colt McCoy pass to Pierre Garçon |
| 10/27 @DAL | 20 | Colt McCoy pass to Niles Paul |

| OPPONENTS | | |
|------------------|------------|---|
| | YDS | PLAY |
| 9/7 @HOU | 76 | Ryan Fitzpatrick pass to DeAndre Hopkins |
| 9/7 @HOU | 33 | Ryan Fitzpatrick pass to Andre Johnson |
| 9/7 @HOU | 20 | Ryan Fitzpatrick pass to Andre Johnson |
| 9/14 JAX | 63 | Chad Henne pass to Mercedes Lewis |
| 9/14 JAX | 54 | Chad Henne pass to Allen Robinson |
| 9/21 @PHI | 40 | Nick Foles pass to Jeremy Maclin |
| 9/21 @PHI | 27 | Nick Foles pass to Jeremy Maclin |
| 9/21 @PHI | 26 | Nick Foles pass to Jeremy Maclin |
| 9/21 @PHI | 22 | Nick Foles pass to Darren Sproles |
| 9/21 @PHI | 21 | Nick Foles pass to Riley Cooper |
| 9/25 NYG | 36 | Eli Manning pass to Victor Cruz |
| 9/25 NYG | 29 | Eli Manning pass to Victor Cruz |
| 9/25 NYG | 27 | Eli Manning pass to Rueben Randle |
| 9/25 NYG | 25 | Eli Manning pass to Rueben Randle (10) + penalty (15) |
| 9/25 NYG | 23 | Andre Williams run |
| 9/25 NYG | 21 | Eli Manning pass to Rueben Randle |
| 9/25 NYG | 20 | Eli Manning pass to Victor Cruz |
| 10/6 SEA | 36 | Russell Wilson pass to Cooper Helfet |
| 10/6 SEA | 30 | Russell Wilson pass to Marshawn Lynch |
| 10/6 SEA | 29 | Russell Wilson run |
| 10/6 SEA | 24 | Marshawn Lynch run (9) + penalty (15) |
| 10/6 SEA | 22 | Russell Wilson run |
| 10/6 SEA | 20 | Russell Wilson pass to Doug Baldwin |
| 10/12 @ARI | 24 | Carson Palmer pass to Larry Fitzgerald |
| 10/12 @ARI | 22 | Carson Palmer pass to Larry Fitzgerald |
| 10/12 @ARI | 20 | Carson Palmer pass to Michael Floyd |
| 10/19 TEN | 38 | Charlie Whitehurst pass to D. Hagan |
| 10/27 @DAL | 51 | DeMarco Murray run |
| 10/27 @DAL | 25 | Brandon Weeden pass to Jason Witten |
| 10/27 @DAL | 24 | Tony Romo pass to DeMaro Murray |
| 10/27 @DAL | 23 | Brandon Weeden pass to DeMarco Murray |
| 10/27 @DAL | 20 | Tony Romo pass to Dez Bryant |

2014 WASHINGTON REDSKINS STATISTICS

INSTANT REPLAYS

CHALLENGE BY REDSKINS

| | QT | TIME | DOWN | YDS | PLAY | RULING ON THE FIELD | REVIEW RESULT |
|------------|----|-------|------|-----|--|---------------------|---------------|
| 9/7 @HOU | 1 | 3:21 | 3 | 3 | Robert Griffin III pass incomplete to Andre Roberts | Incomplete | Upheld |
| 9/14 JAX | 1 | 13:56 | 2 | 9 | Robert Griffin III pass incomplete to DeSean Jackson | Incomplete | Upheld |
| 9/21 @PHI | 2 | 7:39 | 3 | 11 | Nick Foles pass to Riley Cooper | Complete | Upheld |
| 9/25 NYG | 2 | 13:16 | 1 | 10 | Kirk Cousins pass incomplete to DeSean Jackson | Incomplete | Upheld |
| 10/6 SEA | 4 | 12:10 | 2 | 20 | Russell Wilson pass to L. Willson | Complete | Upheld |
| 10/12 @ARI | | | | | None | | |
| 10/19 TEN | | | | | None | | |
| 10/27 @DAL | | | | | None | | |

CHALLENGE BY OPPONENTS

| | QT | TIME | DOWN | YDS | PLAY | RULING ON THE FIELD | REVIEW RESULT |
|------------|----|-------|------|-----|---|------------------------|---------------|
| 9/7 @HOU | 2 | 6:41 | 2 | 2 | Alfred Morris run | Runner down by contact | Upheld |
| 9/14 JAX | | | | | None | | |
| 9/21 @PHI | 3 | 6:15 | 2 | 10 | Kirk Cousins pass to Niles Paul | Complete | Reversed |
| 9/21 @PHI | 4 | 10:07 | 1 | 10 | Nick Foles pass intercepted by Bashaud Breeland | Interception | Reversed |
| 9/25 NYG | | | | | None | | |
| 10/6 SEA | | | | | None | | |
| 10/12 @ARI | 2 | 11:45 | 3 | 10 | Kirk Cousins pass to Jordan Reed | Complete (First Down) | Reversed |
| 10/19 TEN | 1 | 12:54 | 2 | 13 | Alfred Morris run | Runner down by contact | Upheld |
| 10/27 @DAL | 2 | 4:45 | 1 | 10 | Silas Redd run | Runner down by contact | Upheld |

CHALLENGE BY REVIEW ASSISTANT

| | QT | TIME | DOWN | YDS | PLAY | RULING ON THE FIELD | REVIEW RESULT |
|------------|----|-------|------|-----|---|---------------------|---------------|
| 9/7 @HOU | | | | | None | | |
| 9/14 JAX | | | | | None | | |
| 9/21 @PHI | 4 | 8:30 | 3 | 8 | Nick Foles incomplete pass to Jeremy Maclin | Incomplete | Reversed |
| 9/25 NYG | 2 | 1:56 | 2 | 10 | Kirk Cousins pass incomplete to Niles Paul | Incomplete | Reversed |
| 9/25 NYG | 3 | 6:34 | 2 | 6 | Eli Manning pass intercepted by Keenan Robinson | Interception | Upheld |
| 10/6 SEA | | | | | None | | |
| 10/12 @ARI | 2 | 1:18 | 1 | 10 | Carson Palmer pass to John Brown | Complete | Upheld |
| 10/12 @ARI | 4 | 12:54 | 1 | 10 | Kirk Cousins pass to Andre Roberts and fumble | Fumble | Upheld |
| 10/19 TEN | 1 | 11:01 | 2 | 9 | Kirk Cousins pass to Logan Paulsen and fumble | Fumble | Reversed |
| 10/27 @DAL | 1 | 1:31 | 2 | 12 | Colt McCoy pass intercepted by J.J. Wilcox | Interception | Upheld |
| 10/27 @DAL | 2 | 13:08 | 1 | 10 | DeMarco Murray run | Fumble | Upheld |
| 10/27 @DAL | 2 | 4:52 | 1 | 5 | Tony Romo pass to Dez Bryant | Touchdown | Upheld |
| 10/27 @DAL | 4 | 1:25 | 2 | 1 | Tony Romo fumble | Recovered by Dallas | Upheld |

2014 WASHINGTON REDSKINS STATISTICS (THE LAST TIME)

TEAM TOTALS

Won in Overtime

By Redskins: 10/27/14 at Dallas Cowboys, 20-17 OT (last score at 9:43 by Kai Forbath 40-yard field goal)
 By Opponent: 11/20/11 vs. Dallas Cowboys, 27-24 OT (last score at 5:47 by Dan Bailey 39-yard field goal)

Won by Scoring in the Last Two Minutes of Regulation

By Redskins: 10/19/14 vs. Tennessee Titans, 19-17 (last score at 0:00 by Kai Forbath 22-yard field goal)
 By Opponent: 12/22/13 vs. Dallas Cowboys, 24-23 (last score at 1:08 by Tony Romo 10-yd pass to DeMarco Murray)

Tied Game by Scoring in the Last Two Minutes of Regulation

By Redskins: 12/9/12 win vs. Baltimore Ravens, 31-28 OT (tied game at 28 with 0:29 by Pierre Garçon 11-yard pass from Kirk Cousins and two-point conversion)
 By Opponent: 11/3/13 win vs. San Diego Chargers, 30-24 OT (tied game at 24 with 0:03 by Nick Novack 19-yard field goal)

Shutout

By Redskins: 9/30/91 vs. Philadelphia Eagles, 23-0
 By Opponent: 10/30/11 at Buffalo Bills, 23-0

Held Opponent without a Touchdown

By Redskins: 11/18/12 win vs. Philadelphia Eagles, 31-6
 By Opponent: 12/29/13 loss at New York Giants, 20-6

Game Finished in a Tie

Redskins Home: 11/23/97 vs. New York Giants, 7-7
 Redskins Away: 10/5/69 at San Francisco 49ers, 17-17

Scoreless First Half

Redskins Home: 10/19/08 win vs. Cleveland Browns, 14-11
 Redskins Away: None since 1970

Won by 20 or More Points

By Redskins: 9/14/14 vs. Jacksonville Jaguars, 41-10
 By Opponent: 9/25/14 vs. New York Giants, 45-14

Won After Trailing by 20 or More Points

By Redskins: 10/2/99 vs. Carolina Panthers, 38-36 (trailed 0-21 in 2nd quarter)
 By Opponent: 9/12/99 vs. Dallas Cowboys, 41-35 OT (trailed 14-35 in 4th quarter)

Held a 28 or More Point Lead

By Redskins: 9/14/14 win vs. Jacksonville Jaguars, 41-10 (31)
 By Opponent: 9/25/14 loss vs. New York Giants, 45-14 (31)

Held a 21 or More Point Lead

By Redskins: 9/14/14 win vs. Jacksonville Jaguars, 41-10 (31)
 By Opponent: 9/25/14 loss vs. New York Giants, 45-14 (31)

Scored 20 or More Points in a Quarter

By Redskins: 10/20/13 win vs. Chicago Bears, 45-41 (21 points in 2nd quarter)
 By Opponent: 12/8/13 loss vs. Kansas City Chiefs, 45-10 (21 points in 2nd quarter)

Scored 20 or More Points in a Half

By Redskins: 9/21/14 loss at Philadelphia Eagles, 37-34 (20 points in 1st half)
 By Opponent: 9/25/14 loss vs. New York Giants, 45-14 (24 points in 1st half & 21 points in 2nd half)

Touchdowns Scored by Offense and Defense

By Redskins: 10/27/13 loss at Denver Broncos, 45-21 (2 offense, 1 defense)
 By Opponent: 10/12/14 loss at Arizona Cardinals, 30-20 (2 offense, 1 defense)

Touchdowns Scored by Offense, Defense and Special Teams

By Redskins: 12/7/97 win vs. Arizona Cardinals, 38-28 (3 offense, 1 defense, 1 special teams)
 By Opponent: 9/5/88 loss at New York Giants, 27-20 (1 offense, 1 defense, 1 special teams)

Safety Scored

By Redskins: 12/23/07 Kedric Golston vs. Minnesota Vikings (Stopped RB Tony Richardson in end zone)
 By Opponent: 9/9/13 Trent Cole vs. Philadelphia Eagles (Stopped RB Alfred Morris in end zone)

Two-Point Conversion

By Redskins: 11/17/13 Robert Griffin III pass to Nick Williams & Griffin III run at Philadelphia Eagles
 By Opponent: 12/30/12 Tony Romo pass to Dwayne Harris vs. Dallas Cowboys

2014 WASHINGTON REDSKINS STATISTICS (THE LAST TIME)

TEAM TOTALS

No Penalties in Game

| | | |
|--------------|----------|----------------------------------|
| By Redskins: | 11/16/03 | loss at Carolina Panthers, 20-17 |
| By Opponent: | 11/5/89 | loss vs. Dallas Cowboys, 13-3 |

50 or More Points Scored in a Game

| | | |
|--------------|----------|-------------------------------------|
| By Redskins: | 9/19/99 | win at New York Giants, 50-21 |
| By Opponent: | 11/15/10 | loss vs. Philadelphia Eagles, 59-28 |

40 or More Points Scored in a Game

| | | |
|--------------|---------|-------------------------------------|
| By Redskins: | 9/14/14 | win vs. Jacksonville Jaguars, 41-10 |
| By Opponent: | 9/25/14 | loss vs. New York Giants, 45-14 |

OFFENSIVE TOTALS

500 or More Total Net Yards of Offense

| | | |
|--------------|---------|---|
| By Redskins: | 9/21/14 | loss at Philadelphia Eagles, 37-34 (511; 84 rushing, 427 passing) |
| By Opponent: | 9/15/13 | loss at Green Bay Packers, 38-20 (580; 139 rushing, 441 passing) |

400 or More Total Net Yards of Offense

| | | |
|--------------|----------|--|
| By Redskins: | 10/27/14 | win at Dallas Cowboys, 20-17 OT (409; 123 rushing, 286 passing) |
| By Opponent: | 10/6/14 | loss vs. Seattle Washington, 27-17 (403; 225 rushing, 178 passing) |

300 or More Net Yards Rushing by Team

| | | |
|--------------|----------|--------------------------------------|
| By Redskins: | 11/3/85 | win at Atlanta Falcons, 44-10 (307) |
| By Opponent: | 11/29/59 | loss at New York Giants, 45-14 (351) |

200 or More Net Yards Rushing by Team

| | | |
|--------------|---------|--|
| By Redskins: | 11/3/13 | win vs. San Diego Chargers, 30-24 OT (209) |
| By Opponent: | 10/6/14 | loss vs. Seattle Seahawks, 27-17 (225) |

Individual 200-Yard Rushing Game

| | | |
|--------------|----------|---|
| By Redskins: | 12/30/12 | Alfred Morris (33-200-3 TDs) vs. Dallas Cowboys |
| By Opponent: | 12/30/06 | Tiki Barber (23-234-3 TDs) vs. New York Giants |

Individual 150-Yard Rushing Game

| | | |
|--------------|----------|---|
| By Redskins: | 12/30/12 | Alfred Morris (33-200-3 TDs) vs. Dallas Cowboys |
| By Opponent: | 12/8/13 | Jamaal Charles (19-151-1 TD) vs. Kansas City Chiefs |

Individual 100-Yard Rushing Game

| | | |
|--------------|----------|---|
| By Redskins: | 11/7/13 | Alfred Morris (26-139) at Minnesota Vikings |
| By Opponent: | 10/27/14 | DeMarco Murray (19-141) at Dallas Cowboys |

Two 100-Yard Rushers in the Same Game

| | | |
|--------------|---------|--|
| By Redskins: | 12/4/05 | Clinton Portis (27-136-2 TDs) & Rock Cartwright (9-118) at St. Louis Rams |
| By Opponent: | 11/3/96 | Darick Holmes (22-122-3 TDs) & Thurman Thomas (23-107-1 TD) at Buffalo Bills |

Consecutive 100-Yard Rushing Games (Same Season)

| | | |
|--------------|----------------------|---|
| By Redskins: | 11/3/13 - 11/7/13 | Alfred Morris (25-121-1 TD) vs. San Diego Chargers; Morris (26-139) at Minnesota Vikings |
| By Opponent: | 9/9/13 - 9/15/13 | LeSean McCoy (31-184-1 TD) vs. Philadelphia Eagles; James Starks (20-132-1 TD) at Green Bay Packers |

Combined 200-Yard Rushing by Two Players

| | | |
|--------------|----------|---|
| By Redskins: | 12/30/12 | 263 by Alfred Morris (33-200-3 TDs) & Robert Griffin III (6-63-1 TD) vs. Dallas Cowboys |
| By Opponent: | 9/9/13 | 238/212 by LeSean McCoy (31-184-1 TD) & Michael Vick (9-54-1 TD)/Bryce Brown (9-28) vs. Philadelphia Eagles |

Individual with 30 or More Carries

| | | |
|--------------|----------|---|
| By Redskins: | 12/30/12 | Alfred Morris (33-200-3 TDs) vs. Dallas Cowboys |
| By Opponent: | 9/9/13 | LeSean McCoy (31-2184-1 TD) vs. Philadelphia Eagles |

Individual with 25 or More Carries

| | | |
|--------------|---------|---|
| By Redskins: | 11/7/13 | Alfred Morris (26-139) at Minnesota Vikings |
| By Opponent: | 9/7/14 | Arian Foster (27-103) at Houston Texans |

Rushing Play of 60 or More Yards

| | | |
|--------------|----------|---|
| By Redskins: | 10/14/12 | 76t by Robert Griffin III vs. Minnesota Vikings |
| By Opponent: | 12/24/11 | 67 by Toby Gerhart vs. Minnesota Vikings |

2014 WASHINGTON REDSKINS STATISTICS (THE LAST TIME)

OFFENSIVE TOTALS

Rushing Play of 40 or More Yards

By Redskins: 10/13/13 45t by Alfred Morris at Dallas Cowboys
 By Opponent: 10/27/14 51 by DeMarco Murray at Dallas Cowboys

Individual with Two or More Rushing Touchdowns

By Redskins: 9/14/14 Alfred Morris (22-85-2 TDs) vs. Jacksonville Jaguars
 By Opponent: 12/15/13 Steven Jackson (15-38-2 TDs) at Atlanta Falcons

400 Net Yards Passing by Team

By Redskins: 9/21/14 loss at Philadelphia Eagles, 37-34 (427)
 By Opponent: 9/15/13 loss at Green Bay Packers, 38-20 (441)

300 Net Yards Passing by Team

By Redskins: 10/12/14 loss at Arizona Cardinals, 30-20 (335)
 By Opponent: 9/21/14 loss at Philadelphia Eagles, 37-34 (325)

Individual with 50 or More Pass Attempts

By Redskins: 9/22/13 Robert Griffin III (50-32-326-1 INT-0 TDs) vs. Detroit Lions
 By Opponent: 11/22/12 Tony Romo (62-37-441-2 INTs-3TDs) at Dallas Cowboys

Individual with 40 or More Pass Attempts

By Redskins: 9/21/14 Kirk Cousins (48-30-427-3 TDs-1 INT) at Philadelphia Eagles
 By Opponent: 10/12/14 Carson Palmer (44-28-250-2 TDs) at Arizona Cardinals

Individual with 30 or More Pass Completions

By Redskins: 9/21/14 Kirk Cousins (48-30-427-3 TDs-1 INT) at Philadelphia Eagles
 By Opponent: 10/27/13 Peyton Manning (44-30-354-3 INTs-4 TDs) at Denver Broncos

Individual with 25 or More Pass Completions

By Redskins: 10/27/14 Colt McCoy (30-25-299-1 INT) at Dallas Cowboys
 By Opponent: 10/12/14 Carson Palmer (44-28-250-2 TDs) at Arizona Cardinals

No Sacks Allowed

By Redskins: 9/21/14 loss at Philadelphia Eagles (48 attempts by Kirk Cousins)
 By Opponent: 9/21/14 loss at Philadelphia Eagles (41 attempts by Nick Foles)

Individual 400-Yard Passing Game

By Redskins: 9/21/14 Kirk Cousins (48-30-427-3 TDs-1 INT) at Philadelphia Eagles
 By Opponent: 9/15/13 Aaron Rodgers (42-34-480-0 INTs-4 TDs) at Green Bay Packers

Individual 300-Yard Passing Game

By Redskins: 10/12/14 Kirk Cousins (38-24-354-2 TDs-3 INTs) at Arizona Cardinals
 By Opponent: 9/25/14 Eli Manning (39-28-300-4 TDs-1 INT) vs. New York Giants

Consecutive 300-Yard Passing Games (Same Season)

By Redskins: 9/9/13 - Robert Griffin III (49-30-329-2 INTs-2 TDs) vs. Philadelphia Eagles; Griffin III (40-26-320-1 INT-3 TDs) at Green Bay Packers;
 9/15/13 - Griffin III (50-32-326-1 INT-0 TDs) vs. Detroit Lions
 9/22/13
 By Opponent: 9/21/14 - Nick Foles (41-27-325-3 TDs) at Philadelphia Eagles; Eli Manning (39-28-300-4 TDs-1 INT) vs. New York Giants
 9/25/14

Individual with Four or More Touchdown Passes

By Redskins: 11/22/12 Robert Griffin III (28-20-311-1 INT-4 TDs) at Dallas Cowboys
 By Opponent: 9/25/14 Eli Manning (39-28-300-4 TDs-1 INT) vs. New York Giants

Individual with Five or More Touchdown Passes

By Redskins: 11/10/91 Mark Rypien (31-16-442-0 INTs-6 TDs) vs. Atlanta Falcons
 By Opponent: 9/12/99 Troy Aikman (49-28-362-3 INTs-5 TDs) vs. Dallas Cowboys

Individual with 10 or More Receptions

By Redskins: 9/21/14 Pierre Garçon (11-138-1 TD) at Philadelphia Eagles
 By Opponent: 9/15/13 James Jones (11-178) at Green Bay Packers

Individual 200-Yard Receiving Game

By Redskins: 10/21/01 Rod Gardner (6-208-1 TD) vs. Carolina Panthers
 By Opponent: 11/7/93 Reggie Langhorne (12-203-1 TD) vs. Indianapolis Colts

2014 WASHINGTON REDSKINS STATISTICS (THE LAST TIME)

OFFENSIVE TOTALS

Individual 150-Yard Receiving Game

By Redskins: 10/6/14 DeSean Jackson (5-157-1 TD) vs. Seattle Seahawks
 By Opponent: 9/21/14 Jeremy Maclin (8-154-1 TD) at Philadelphia Eagles

Individual 100-Yard Receiving Game

By Redskins: 10/27/14 DeSean Jackson (6-136) at Dallas Cowboys
 By Opponent: 9/25/14 Victor Cruz (6-108) vs. New York Giants

Two 100-Yard Receivers in the Same Game

By Redskins: 9/21/14 Pierre Garçon (11-138-1 TD) & DeSean Jackson 5-117-1 TD) at Philadelphia Eagles
 By Opponent: 9/22/13 Calvin Johnson (7-115-1 TD) & Nate Burleson (6-116) vs. Detroit Lions

Consecutive 100-Yard Receiving Games (Same Season)

By Redskins: 10/6/14 - 10/12/14 DeSean Jackson (5-157-1 TD) vs. Seattle Seahawks; Jackson (3-115-1 TD) at Arizona Cardinals
 By Opponent: 9/21/14 - 9/25/14 Jeremy Maclin (8-154-1 TD) at Philadelphia Eagles; Victor Cruz (6-108) vs. New York Giants

Pass Play of 80 or More Yards

By Redskins: 9/21/14 81t by Kirk Cousins to DeSean Jackson at Philadelphia Eagles
 By Opponent: 11/22/12 85t by Tony Romo to Dez Bryant at Dallas Cowboys

Pass Play of 60 or More Yards

By Redskins: 10/19/14 70t by Colt McCoy to Pierre Garçon vs. Tennessee Titans
 By Opponent: 9/7/14 76t by Ryan Fitzpatrick to DeAndre Hopkins at Houston Texans

Pass Play of 40 or More Yards

By Redskins: 10/27/14 45 by Kirk Cousins to DeSean Jackson at Dallas Cowboys
 By Opponent: 9/21/14 50 by Nick Foles to Jeremy Maclin at Philadelphia Eagles

Individual with Four or More Touchdown Receptions

By Redskins: Never
 By Opponent: 11/18/07 Terrell Owens (8-173-4 TDs) at Dallas Cowboys

Individual with Three or More Touchdown Receptions

By Redskins: 10/1/06 Santana Moss (4-138-3 TDs) vs. Jacksonville Jaguars
 By Opponent: 9/25/14 Larry Donnell (7-54-3 TDs) vs. New York Giants

Led Team in Both Rushing and Receiving Yards in the Same Game

By Redskins: 1/1/12 Evan Royster (20-113 rushing, 5-52 receiving) at Philadelphia Eagles
 By Opponent: 10/27/14 DeMarco Murray (19-141 rushing, 4-80 receiving) at Dallas Cowboys

100-Yard Rusher & 100-Yard Receiver in the Same Game

By Redskins: 11/7/13 Alfred Morris (26-139) & Pierre Garçon (7-119-1 TD) at Minnesota Vikings
 By Opponent: 9/15/13 James Starks (20-132-1 TD) & James Jones (11-178), Randall Cobb (9-128-1 TD) at Green Bay Packers

100-Yard Rusher, 100-Yard Receiver & 300-Yard Passer in the Same Game

By Redskins: 9/15/13 Alfred Morris (13-107), Pierre Garçon (8-143-1 TD) & Robert Griffin III (40-26-320-1 INT-3 TDs) at Green Bay Packers
 By Opponent: 9/15/13 James Starks (20-132-1 TD), James Jones (11-178), Randall Cobb (9-128-1 TD) & Aaron Rodgers (42-34-480-0 INTs-4 TDs) at Green Bay Packers

Individual with at Least One Rushing Touchdown and One Receiving Touchdown in the Same Game

By Redskins: 11/15/10 Keiland Williams (16-89-2 TDs rushing, 4-50-1 TD receiving) vs. Philadelphia Eagles
 By Opponent: 12/29/13 Jerrel Jernigan (2-57-1 TD rushing, 6-90-1 TD receiving) at New York Giants

Individual with at Least One Rushing Touchdown and One Touchdown Pass in the Same Game

By Redskins: 10/14/12 Robert Griffin III (22-17-182-1 INT-1 TD passing, 13-138-2 TDs rushing) vs. Minnesota Vikings
 By Opponent: 10/6/14 Russell Wilson (24-18-201-2 TDs passing, 11-122-1 TD rushing) vs. Seattle Seahawks

No Turnovers

By Redskins: 10/6/14 loss vs. Seattle Seahawks, 27-17
 By Opponent: 10/12/14 loss at Arizona Cardinals, 30-20

Touchdown Scored on First Drive

By Redskins: 9/21/14 loss at Philadelphia Eagles, 37-34
 By Opponent: 10/6/14 loss vs. Seattle Seahawks, 27-17

2014 WASHINGTON REDSKINS STATISTICS (THE LAST TIME)

DEFENSIVE TOTALS

Held Opponent Under 200 Net Yards of Total Offense

By Redskins: 9/14/14 win vs. Jacksonville Jaguars, 41-10 (148; 25 rushing, 123 passing)
 By Opponent: 11/25/13 loss vs. San Francisco 49ers, 27-6 (190; 100 rushing, 90 passing)

Held Opponent Under 300 Net Yards of Total Offense

By Redskins: 10/19/14 win vs. Tennessee Titans, 19-17 (236; 76 rushing, 160 passing)
 By Opponent: 12/29/13 loss at New York Giants, 20-6 (251; 91 rushing, 160 passing)

Held Opponent Under 50 Yards Rushing

By Redskins: 9/14/14 win vs. Jacksonville Jaguars, 41-10 (25)
 By Opponent: 10/6/14 loss vs. Seattle Seahawks, 27-17 (32)

Held Opponent Under 75 Yards Rushing

By Redskins: 10/12/14 loss at Arizona Cardinals, 30-20 (72)
 By Opponent: 10/12/14 loss at Arizona Cardinals, 30-20 (74)

Held Opponent Under 100 Yards Rushing

By Redskins: 10/19/14 win vs. Tennessee Titans, 19-17 (76)
 By Opponent: 10/12/14 loss at Arizona Cardinals, 30-20 (74)

Held Opponent Under 100 Net Yards Passing

By Redskins: 11/23/08 win at Seattle Seahawks, 20-17 (89)
 By Opponent: 11/25/13 loss vs. San Francisco 49ers, 27-6 (76)

Held Opponent Under 150 Net Yards Passing

By Redskins: 9/14/14 win vs. Jacksonville Jaguars, 41-10 (123)
 By Opponent: 11/25/13 loss vs. San Francisco 49ers, 27-6 (76)

Interception Return for a Touchdown

By Redskins: 10/27/13 DeAngelo Hall at Denver Broncos (26 yards)
 By Opponent: 10/12/14 Rashad Johnson at Arizona Cardinals (28 yards)

Individual with Three or More Interceptions

By Redskins: 10/24/10 DeAngelo Hall at Chicago Bears (4)
 By Opponent: 10/16/11 Kurt Coleman vs. Philadelphia Eagles (3)

Individual with Two or More Interceptions

By Redskins: 11/3/13 DeAngelo Hall at Denver Broncos (2)
 By Opponent: 10/12/14 Rashad Johnson at Arizona Cardinals (2)

Seven or More Sacks by Team

By Redskins: 9/14/14 win vs. Jacksonville Jaguars, 41-10 (10)
 By Opponent: 10/30/11 loss at Buffalo Bills, 23-0 (10)

Six or More Sacks by Team

By Redskins: 9/14/14 win vs. Jacksonville Jaguars, 41-10 (10)
 By Opponent: 11/25/13 loss vs. San Francisco 49ers, 27-6 (6)

Five or More Sacks by Team

By Redskins: 10/27/14 win at Dallas Cowboys, 20-17 OT (5)
 By Opponent: 12/8/13 loss vs. Kansas City Chiefs, 45-10 (5)

Individual with Four or More Sacks

By Redskins: 9/14/14 Ryan Kerrigan vs. Jacksonville Jaguars (4)
 By Opponent: 12/1/13 Justin Tuck vs. New York Giants (4)

Individual with Three or More Sacks

By Redskins: 9/14/14 Ryan Kerrigan vs. Jacksonville Jaguars (4)
 By Opponent: 12/1/13 Justin Tuck vs. New York Giants (4)

Individual with Two or More Sacks

By Redskins: 10/27/14 Brandon Meriweather at Dallas Cowboys (2)
 By Opponent: 10/27/14 Henry Melton at Dallas Cowboys (2)

Fumble Returned for Touchdown

By Redskins: 9/9/13 DeAngelo Hall vs. Philadelphia Eagles (75 yards)
 By Opponent: 12/11/11 Vince Wilfork vs. New England Patriots (Recovered in end zone)

2014 WASHINGTON REDSKINS STATISTICS (THE LAST TIME)

SPECIAL TEAMS TOTALS

Kickoff Return for a Touchdown

| | | |
|--------------|----------|---|
| By Redskins: | 10/31/10 | Brandon Banks at Detroit Lions (96 yards) |
| By Opponent: | 9/21/14 | Chris Polk at Philadelphia Eagles (102 yards) |

Punt Return for a Touchdown

| | | |
|--------------|----------|--|
| By Redskins: | 10/26/08 | Santana Moss at Detroit Lions (80 yards) |
| By Opponent: | 12/8/13 | Dexter McCluster vs. Kansas City Chiefs (74 yards) |

Blocked Punt

| | | |
|--------------|----------|-------------------------------|
| By Redskins: | 12/24/06 | Vernon Fox at St. Louis Rams |
| By Opponent: | 9/7/14 | Alfred Blue at Houston Texans |

Missed Extra Point Attempt

| | | |
|--------------|----------|---|
| By Redskins: | 9/7/14 | Kai Forbath at Houston Texans (blocked) |
| By Opponent: | 12/24/11 | Ryan Longwell vs. Minnesota Vikings |

Blocked Field Goal Attempt

| | | |
|--------------|---------|--|
| By Redskins: | 11/4/12 | DeAngelo Hall vs. Carolina Panthers |
| By Opponent: | 11/3/13 | Lawrence Guy (1) & Corey Liuget (1) vs. San Diego Chargers |

Blocked Field Goal returned for a TD

| | | |
|--------------|---------|--|
| By Redskins: | 9/24/72 | Mike Bass vs. St. Louis Cardinals (32 yards) |
| By Opponent: | 1/8/00 | Ron Rice vs. Detroit Lions (94 yards) |

Individual with Five or More Field Goals

| | | |
|--------------|---------|------------------------------------|
| By Redskins: | 11/4/07 | Shaun Suisham at New York Jets (5) |
| By Opponent: | 9/26/11 | Dan Bailey at Dallas Cowboys (6) |

Individual with Four or More Field Goals

| | | |
|--------------|----------|---------------------------------------|
| By Redskins: | 10/19/14 | Kai Forbath vs. Tennessee Titans (4) |
| By Opponent: | 10/14/12 | Blair Walsh vs. Minnesota Vikings (4) |

Individual with Three or More Field Goals

| | | |
|--------------|----------|---|
| By Redskins: | 10/19/14 | Kai Forbath vs. Tennessee Titans (4) |
| By Opponent: | 10/12/14 | Chandler Catanzaro at Arizona Cardinals (3) |

Individual with 70-yard or More Punt

| | | |
|--------------|----------|--|
| By Redskins: | 9/25/14 | Tress Way vs. New York Giants (77 yards) |
| By Opponent: | 11/17/13 | Donnie Jones at Philadelphia Eagles (70 yards) |

Individual with 60-yard or More Punt

| | | |
|--------------|---------|--|
| By Redskins: | 9/25/14 | Tress Way vs. New York Giants (77 yards) |
| By Opponent: | 9/7/14 | Shane Lechler at Houston Texans (60 yards) |

Individual with 50-yard or More Field Goal

| | | |
|--------------|---------|---|
| By Redskins: | 12/8/13 | Kai Forbath vs. Kansas City Chiefs (50 yards) |
| By Opponent: | 9/21/14 | Cody Parkey at Philadelphia Eagles (51 yards) |

Back to Back Kickoff Returns for Touchdowns

| | | |
|--------------|---------|--|
| By Redskins: | 9/23/73 | Herb Mul-Key at St. Louis Cardinals (97 yards) |
| By Opponent: | 9/23/73 | Don Shy at St. Louis Cardinals (97 yards) |

Blocked Punt, Returned for Touchdown

| | | |
|--------------|---------|---|
| By Redskins: | 11/7/04 | Walt Harris at Detroit Lions (13 yards) |
| By Opponent: | 9/7/14 | Alfred Blue at Houston Texans (5 yards) |

No Punts

| | | |
|--------------|---------|------------------------------------|
| By Redskins: | 11/5/00 | loss at Arizona Cardinals, 16-15 |
| By Opponent: | 9/30/62 | win vs. St. Louis Cardinals, 24-14 |



2014 REDSKINS BIOS

STAFF BIOS



JAY GRUDEN

HEAD COACH

11TH NFL SEASON // 1ST WITH REDSKINS

Jay Gruden was named the 29th head coach of the Washington Redskins on January 9, 2014.

Excluding interim coaches, Gruden, 46, became the team's youngest head coaching hire since hiring eventual Pro Football Hall of Famer Joe Gibbs at 40 years of age in 1981. He became the first Redskins coach hired directly from an offensive coordinator role on another team since Norv Turner in 1994.

Before joining the Redskins, Gruden spent his previous three seasons as offensive coordinator for the Cincinnati Bengals. In his tenure in Cincinnati, the Bengals averaged 10 wins a season, making three consecutive playoff appearances and earning an AFC North championship in 2013. Members of the Bengals' offense accounted for seven Pro Bowl selections in his three seasons in Cincinnati.

Gruden was tasked with the development of quarterback Andy Dalton, a 2011 second-round pick. In three seasons together, Gruden helped Dalton to a 30-18 regular season record as a starter (.625), as Dalton's 30 wins in that time frame ranked tied for fifth-most among NFL quarterbacks. Dalton's 80 passing touchdowns rank third-most in NFL history for a quarterback in his first three seasons, trailing only Dan Marino (98) and Peyton Manning (85).

Prior to joining the Bengals, Gruden served two years with the Florida Tuskers of the United Football League from 2009-10. In 2009, Gruden served as offensive coordinator under current Redskins defensive coordinator Jim Haslett as the Tuskers compiled a 6-0 regular season record and earned a UFL championship game berth. In 2010, he assumed the roles of head coach and general manager and led the Tuskers to their second consecutive championship game appearance.

Gruden coached for seven seasons (2002-08) with the Tampa Bay Buccaneers, earning a Super Bowl championship ring as an offensive assistant in 2002. There he worked under his brother, Jon, then the Bucs' head coach, and current Redskins Executive Vice President/General Manager Bruce Allen, the Bucs' general manager from 2004-08. Gruden helped guide the Buccaneers to the team's first league championship, a 48-21 victory in Super Bowl XXXVII.

Gruden also ranks among the most outstanding players and coaches in the history of the Arena Football League, having won six combined league championships – four as a quarterback and two as a head coach. Gruden played quarterback (2002-03) and served as head coach (2004-08) of the AFL's Orlando Predators, all while simultaneously working as an offensive assistant with the Buccaneers. In all, Gruden served as head coach of the Predators for nine seasons (1998-2001 and 2004-08), leading the Predators to four championship game appearances and two league titles as a coach. During a two-year hiatus from coaching the Predators in 2002-03, he returned to the playing field as Orlando's quarterback, leading the Predators to playoff appearances in both seasons.

In his eight seasons as a player in the AFL, Gruden completed 1,673-of-2,775 passes (60.3 percent) for 21,578 yards with 398 touchdowns and 99 interceptions. In addition to his time with Orlando, he spent six seasons (1991-96) at quarterback for the Tampa Bay Storm, winning four AFL titles and being named MVP of ArenaBowl VII in 1993. He was also named the 1992 AFL Most Valuable Player and was honored with induction into the AFL Hall of Fame in 1999.

Gruden played quarterback for four seasons for former Redskins draft pick Howard Schnellenberger at the University of Louisville (1985-88) and was a two-time team MVP.

Gruden was born March 4, 1967 in Tiffin, Ohio. He and his wife, Sherry, have three sons — J.J., Joey and Jack.

GRUDEN FOOTBALL HISTORY

| | | |
|---------------------|-----------------------|----------------------------|
| 1985-88 | Quarterback | University of Louisville |
| 1989 | Student Assistant | University of Louisville |
| 1990 | Quarterback | Barcelona Dragons (WLAF) |
| 1990 | Quarterback | Sacramento Surge (WLAF) |
| 1990-91 | Graduate Assistant | University of Louisville |
| 1991-96 | Quarterback | Tampa Bay Storm (AFL) |
| 1997 | Offensive Coordinator | Nashville Kats (AFL) |
| 1998-2001 | Head Coach | Orlando Predators (AFL) |
| 2002-08* | Offensive Assistant | Tampa Bay Buccaneers |
| 2002-03* | Quarterback | Orlando Predators |
| 2004-08* | Head Coach | Orlando Predators |
| 2009 | Offensive Coordinator | Florida Tuskers (UFL) |
| 2010 | Head Coach | Florida Tuskers |
| 2011-13 | Offensive Coordinator | Cincinnati Bengals |
| 2014-Present | Head Coach | Washington Redskins |

*Held jobs concurrently

REDSKINS COACHING HISTORY

The Washington Redskins have had 28 different head coaches preside over 29 head coaching tenures in team history.

| | | |
|-----|-----------------------------|----------------|
| 1. | Lud Wray | 1932 |
| 2. | Lone Star Dietz | 1933-34 |
| 3. | Eddie Casey | 1935 |
| 4. | Ray Flaherty | 1936-42 |
| 5. | Arthur "Dutch" Bergman | 1943 |
| 6. | Dudley DeGroot | 1944-45 |
| 7. | A.G. "Turk" Edwards | 1946-48 |
| 8. | John Whelchel | 1949 |
| 9. | Herman Ball | 1949-51 |
| 10. | Dick Todd | 1951 (Interim) |
| 11. | Earl "Curly" Lambeau | 1952-53 |
| 12. | Joe Kuharich | 1954-58 |
| 13. | Mike Nixon | 1959-60 |
| 14. | Bill McPeak | 1961-65 |
| 15. | Otto Graham | 1966-68 |
| 16. | Vince Lombardi | 1969 |
| 17. | Bill Austin | 1970 |
| 18. | George Allen | 1971-77 |
| 19. | Jack Pardee | 1978-80 |
| 20. | Joe Gibbs** | 1981-92 |
| 21. | Richie Petitbon | 1993 |
| 22. | Norv Turner | 1994-2000 |
| 23. | Terry Robiskie | 2000 (Interim) |
| 24. | Marty Schottenheimer | 2001 |
| 25. | Steve Spurrier | 2002-03 |
| 26. | Joe Gibbs** | 2004-07 |
| 27. | Jim Zorn | 2008-09 |
| 28. | Mike Shanahan | 2010-13 |
| 29. | Jay Gruden | 2014 |

Pro Football Hall of Famers **bolded and italicized**.

** Considered both the 20th and 26th head coach in franchise history

THE GRUDEN FILE

GRUDEN BY THE NUMBERS

21,578

Career passing yards in the AFL

4,778

Career postseason passing yards in the AFL, third-most all-time

4,136

Passing yards by the 2013 Bengals, a team record

1999

Year of induction into the AFL Hall of Fame

430

Points scored by the 2013 Bengals, third-most in Cincinnati history

398

Career AFL passing touchdowns

84.0

Percentage of goal-to-go drives culminating in TDs for the 2013 Bengals, tops in the NFL

80

Andy Dalton passing TDs under Gruden, third-most in an NFL player's first three years

13

Combined years as a quarterback in the NCAA, WLAF and AFL

10

NFL seasons coaching with the Buccaneers (2002-08) and Bengals (2011-13)

6

Arena Bowl championships (four as a player, two as a coach)

5

NFL teams, including Gruden's Bengals, to make three playoff appearances from 2011-13

4

Ranking by the AFL on its 2012 list of the league's 25 Greatest Players



AFL HALL OF FAMER - CAREER STATS

| Year | Team | PASSING | | | | | | | RUSHING | | |
|--------------|-------------------|-------------|-------------|-------------|--------------|--------------|------------|-----------|-----------|------------|----------|
| | | Comp | Att | Pct | Yds | Rating | TD | Int | Att | Yds | TD |
| 1991 | Tampa Bay Storm | 127 | 199 | 63.8 | 1504 | 96.4 | 26 | 11 | 17 | 55 | 2 |
| 1992 | Tampa Bay Storm | 188 | 305 | 61.6 | 2568 | 107.6 | 50 | 15 | 13 | 37 | 0 |
| 1993 | Tampa Bay Storm | 187 | 312 | 59.9 | 2526 | 99.9 | 41 | 14 | 15 | 15 | 1 |
| 1994 | Tampa Bay Storm | 206 | 368 | 56.0 | 2622 | 98.1 | 49 | 12 | 9 | 32 | 2 |
| 1995 | Tampa Bay Storm | 198 | 352 | 56.3 | 2787 | 100.2 | 45 | 11 | 20 | 7 | 0 |
| 1996 | Tampa Bay Storm | 274 | 443 | 61.9 | 3616 | 114.0 | 70 | 14 | 8 | -14 | 0 |
| 2002 | Orlando Predators | 310 | 501 | 61.9 | 3621 | 101.1 | 68 | 20 | 7 | -4 | 0 |
| 2003 | Orlando Predators | 183 | 295 | 62.0 | 2334 | 123.5 | 49 | 2 | 3 | 2 | 0 |
| TOTAL | | 1673 | 2775 | 60.3 | 21578 | 105.7 | 398 | 99 | 92 | 130 | 5 |

HONORS: Most Valuable Player (1992), First-Team All-Arena (1992), All-Star Game (1993), First-Team All-Arena (1995), 10th Anniversary Team (1996), AFL Hall of Fame Inductee (1999), All-ArenaBowl Team (1999), Second-Team 15th Anniversary Team (2001), 20 Greatest Players - No. 4 (2006), 25 Greatest Players - No. 4 (2012)

ARENABOWL APPEARANCES: ArenaBowl V Champion (Quarterback, Tampa Bay Storm, 1991), ArenaBowl VII Champion* (Quarterback, Tampa Bay Storm, 1993), ArenaBowl IX Champion (Quarterback, Tampa Bay Storm, 1995), ArenaBowl X Champion (Quarterback, Tampa Bay Storm, 1996), ArenaBowl XII Champion (Head Coach, Orlando Predators, 1998), ArenaBowl XIII Runner-up (Head Coach, Orlando Predators, 1999), ArenaBowl XIV Champion (Head Coach, Orlando Predators, 2000), ArenaBowl XX Runner-up (Head Coach, Orlando Predators, 2006)

* Named ArenaBowl VII Most Valuable Player

AFL COACHING RECORD: 93-61 (.604)

STAFF BIOS



SEAN MCVAY

OFFENSIVE COORDINATOR

6TH NFL SEASON // 5TH WITH REDSKINS

Sean McVay was named the Redskins' offensive coordinator on January 15, 2014. McVay enters the 2014 season in his new role after three seasons as the team's tight ends coach (2011-13) and one as an offensive assistant (2010).

In 2013, McVay was instrumental in the development of rookie tight end Jordan Reed, who compiled 45 receptions for 499 yards – both Redskins' single-season rookie tight end records – despite Reed playing in only nine games. Under McVay's tutelage, Reed joined Chris Cooley (2004) as the only Redskins tight ends named to the PFWA All-Rookie Team. In addition, McVay helped tight end Logan Paulsen from an undrafted free agent into a 30-game starter from 2010-13, with Paulsen increasing his reception totals each season.

During Washington's NFC East championship season in 2012, McVay's unit produced despite losing starting tight end Fred Davis to a torn Achilles tendon in Week 7. Davis had led the team in both receptions (24) and receiving yards (325) through seven games before being placed on the Reserve/Injured list. McVay guided a unit that provided reliable receiving options on top of contributing significantly as blockers to the Redskins' league-leading 2,709 rushing yards.

In 2011, McVay played an integral role in Davis' emergence, as the then-fourth-year tight end surpassed his previous career highs despite playing in only 12 games. Davis caught 59 passes for 796 yards, the second-highest total on the team in both categories. Before missing the final four games of the season, Davis was on pace to set a franchise record in receiving yards by a tight end and was on pace to post the first 1,000-yard receiving season by a tight end in Redskins history.

McVay served as an offensive assistant to the Redskins in 2010, in addition to working with the tight ends during the final four weeks of the season following coach Jon Embree's departure. The Redskins offense ranked eighth in the NFL in passing yards per game (244.6) and tight end Chris Cooley ranked second among NFL tight ends in receptions (77) and third in receiving yards (849). The offensive unit also set a franchise record for completions in a season (349), and registered a touchdown pass in 15 consecutive games for the first time in team history. The Redskins' offense led the NFL with nine completions of at least 50 yards, including one in four consecutive games for the first time since 1987.

McVay joined the Redskins prior to the 2010 season after an undefeated regular season with the Florida Tuskers of the United Football League (UFL), where current Redskins Defensive Coordinator Jim Haslett served as the head coach. The Tuskers finished a perfect 6-0 before losing in the UFL's inaugural championship game. McVay served as the Tuskers tight ends coach in addition to working closely with the team's running backs. McVay originally entered the National Football League as an offensive assistant with the Tampa Bay Buccaneers in 2008.

During his time in Tampa Bay, McVay worked closely with wide receiver Antonio Bryant, who recorded career highs in receptions (83), receiving yards (1,248), and touchdowns (seven), en route to winning The Sporting News Comeback Player of the Year Award.

McVay graduated from Miami University (Ohio) where he played wide receiver from 2004-07, earning Miami's Scholar-Athlete Award in 2007. His grandfather, John, served in various roles – including vice president/director of football operations from 1983-94 – for the San Francisco 49ers from 1979-95, overseeing five Super Bowl championship squads and earning induction into the 49ers Hall of Fame in 2013.

MCVAY FOOTBALL HISTORY

| | | |
|--------------|-----------------------|-----------------------|
| 2004-07 | Wide Receiver | Miami University |
| 2008 | Coaching Assistant | Tampa Bay Buccaneers |
| 2009 | Tight Ends Coach | Florida Tuskers (UFL) |
| 2010 | Offensive Assistant | Washington Redskins |
| 2011-13 | Tight Ends Coach | Washington Redskins |
| 2014-Present | Offensive Coordinator | Washington Redskins |



JIM HASLETT

DEFENSIVE COORDINATOR

30TH NFL SEASON // 5TH WITH REDSKINS

Jim Haslett, who has experienced success in all facets of the National Football League, including as a player, coordinator and head coach, enters his fourth season as the Redskins' defensive coordinator in 2014 after having joined the team on January 15, 2010. He is the only person to be recognized as a College Football Hall of Famer (2001), AP NFL Coach of the Year (2000) and AP Defensive Rookie of the Year (1979).

Haslett is a veteran of 29 NFL seasons, including nine as a player, 13 as an assistant coach and seven as a head coach. Upon joining the Redskins as the team's defensive coordinator prior to the 2010 season, he immediately began emphasizing the importance of turnovers after assuming control of a unit that had produced only 71 takeaways in a four-year span from 2006-09, the Redskins' lowest in a four-year timeframe since the 1970 merger. In Haslett's four years from 2010-13, the Redskins accumulated 105 takeaways, the team's highest four-year total since recording 110 across the 2002-05 seasons.

In 2012, Haslett and his staff sent three linebackers to the Pro Bowl, including second-team All Pro London Fletcher, who won the NFC Defensive Player of the Month award for December. Haslett's unit was in the top five in the NFL in takeaways, rushing yards allowed and passes defended in 2012 despite losing two starters for the season in Week 2. The Redskins finished fourth in the NFC and tied for fifth in the NFL with 31 takeaways. The Redskins' 31 takeaways were the team's most since registering 34 in 2001. The Redskins had seven games in which they registered two or more interceptions for the first time since 1999, coincidentally the last time they were crowned NFC East division champs until 2012. The Redskins finished the season as one of seven teams in the league to allow fewer than 100 rushing yards per game (95.8), ranking third in the NFC, fifth in the NFL and 11th-best in team history.

In 2011, Haslett's defense vastly improved in its second year in a 3-4 scheme, finishing as the 13th-ranked defense in the league after ranking 31st in 2010. His defensive secondary also improved to 12th in the NFL in passing yards allowed per game (222.1) after ranking 31st (261.7) in 2010. His unit produced 41 sacks in 2011, the most for the Redskins since 2000 (45).

Haslett was instrumental in helping transition veteran defensive lineman Barry Cofield from a 4-3 defensive tackle to the nose tackle position as well as help transition rookie linebacker Ryan Kerrigan to a two-point stance after playing defensive end throughout college at Purdue. His tutelage of Kerrigan paid dividends instantly, as the rookie caused a turnover in three of his first four career NFL games (one interception vs. NYG, and a forced fumble in games at DAL and at STL) and was named the NFL's Defensive Rookie of the Month for September. With Haslett's revamped defensive line of Cofield, free agent acquisition Stephen Bowen and a career-best season from Adam Carriker, linebacker London Fletcher amassed an NFL-high and career-high 166 tackles in 2011. Fletcher was also named to

STAFF BIOS

the Associated Press 2011 NFL All-Pro Team.

In 2010, Haslett transitioned the Redskins into a 3-4 scheme, a move that helped the team increase its takeaways. The Redskins' 27 takeaways and 14 interceptions were both the team's highest total since 2005. His unit produced three Pro Bowlers, Fletcher, linebacker Brian Orakpo and cornerback DeAngelo Hall, with Hall being named the game's Most Valuable Player. Hall tied a career high with six interceptions in 2010, including an NFL record-tying four-interception performance at Chicago in Week 7. Haslett's scheme helped Orakpo become one of the league's predominant edge rushers, as Orakpo became the first Redskins player ever selected to Pro Bowls in each of his first two seasons.

Haslett served as the head coach for the New Orleans Saints from 2000-05 and was the interim head coach for the St. Louis Rams for a portion of the 2008 season. Haslett previously served as defensive coordinator of the New Orleans Saints in 1996, the Pittsburgh Steelers from 1997-99 and the St. Louis Rams in 2006, 2007, and for the first four games of 2008 before being elevated to head coach. Haslett spent the 2009 season coaching the UFL's Florida Tuskers, which he led to a perfect 6-0 regular season record and a championship game appearance and earning UFL Coach of the Year honors.

During Haslett's first head coaching stint, the Saints were 42-38 during his first five seasons, including one NFC West Championship, with just one losing season (7-9 in 2001). He was a unanimous selection as Associated Press NFL Coach of the Year in 2000, when he led the Saints to their first playoff victory in franchise history. He was also honored as NFL Coach of the Year by The Sporting News and Pro Football Weekly.

Prior to becoming the Saints' head coach, Haslett made his mark as defensive coordinator in Pittsburgh, where he helped the Steelers win the AFC Central division in 1997. In his three years there, Haslett guided his defense to NFL rankings of sixth, 12th, and 11th, respectively. The units were particularly stout against the run, leading the league twice, and finishing third once, in rushing yards allowed per attempt. Linebacker Chad Brown, linebacker Levon Kirkland (twice), safety Carnell Lake (twice), defensive tackle Joel Steed and cornerback Rod Woodson all earned Pro Bowl selections under Haslett's watch.

Haslett began his NFL coaching career as the Los Angeles Raiders' linebackers coach in 1993. After two seasons there, he took the same role in New Orleans in 1996, before being promoted to defensive coordinator in 1997. Haslett also served as defensive coordinator for the World League of American Football's Sacramento Surge (1991-92) and the University at Buffalo (1989-90), where he joined the coaching profession in 1988 as linebackers coach.

Haslett originally entered the NFL as a second-round draft choice of the Buffalo Bills in 1979. As an inside linebacker, he would go on to win Associated Press Defensive Rookie of the Year that season and followed it up with an All-Pro selection in 1980. He played seven seasons for the Bills (1979-85) and was later named to the franchise's Silver Anniversary Team. Haslett finished his playing career with the New York Jets in 1987.

Haslett was born December 9, 1955, in Pittsburgh, where he attended Avalon High School. He played collegiately at Indiana University of Pennsylvania, where he was a four-time Little All-America selection, playing defensive end and linebacker. He was inducted into the College Football Hall of Fame in 2001.

Haslett is married to his wife, Beth, with whom he has three children. His oldest daughter, Kelsey, is a Clemson graduate. His son, Chase, is a quarterback at Indiana University of Pennsylvania, and his youngest daughter, Libby, is entering her freshman year of college. The family currently resides in Ashburn, Va.

HASLETT FOOTBALL HISTORY

| | | |
|---------------------|------------------------------|----------------------------|
| 1979-86 | Linebacker | Buffalo Bills |
| 1987 | Linebacker | New York Jets |
| 1988 | Linebackers Coach | University at Buffalo |
| 1989-90 | Defensive Coordinator | University at Buffalo |
| 1991-92 | Defensive Coordinator | Sacramento Surge (WLAFL) |
| 1993-94 | Linebackers Coach | Los Angeles Raiders |
| 1995 | Linebackers Coach | New Orleans Saints |
| 1996 | Defensive Coordinator | New Orleans Saints |
| 1997-99 | Defensive Coordinator | Pittsburgh Steelers |
| 2000-05 | Head Coach | New Orleans Saints |
| 2006-08 | Defensive Coordinator | St. Louis Rams |
| 2008 | Head Coach | St. Louis Rams |
| 2009 | Head Coach | Florida Tuskers (UFL) |
| 2010-Present | Defensive Coordinator | Washington Redskins |



BEN KOTWICA

SPECIAL TEAMS
COORDINATOR

8TH NFL SEASON // 1ST WITH REDSKINS

Ben Kotwica was named as the Redskins' special teams coordinator on January 15, 2014.

Kotwica is entering his eighth NFL season after spending the first seven years of his NFL career in various coaching capacities with the New York Jets. Before assuming the role of coordinator in 2013, Kotwica assisted with the Jets' special teams in multiple roles across the 2007-12 seasons.

The Jets accounted for 10 combined kick and punt return touchdowns during his time as an assistant, tied for most in the AFC and tied for second-most in the NFL. The Jets averaged a league-best 24.6 yards per kick return in those six seasons and had a kick returner finish in the Top 5 in the NFL in kick return four times (Joe McKnight, 2012; Joe McKnight, 2011; Brad Smith, 2010; and Leon Washington, 2007). Kotwica helped Leon Washington earn his first career Pro Bowl berth as a kick returner following the 2008 season.

In addition to his football career, Kotwica's background includes his time as a decorated officer who spent eight years in the United States Army after graduating from the United States Military Academy at West Point. His military career included operations in Bosnia-Herzegovina, Korea and Iraq.

Kotwica was commissioned as a 2nd Lieutenant in the Aviation Branch of the Army and was selected to fly the AH-64 Apache Longbow, the world's best attack helicopter. He was an Attack Helicopter Platoon Leader in support of the 82nd Airborne Division from 1998-2001, where he was responsible for the health and welfare of 20 soldiers.

In 2000, Kotwica deployed to Bosnia-Herzegovina for eight months before returning to the states to attend the Aviation Captain Career course. He completed the course in the top 10 percent of his class. Two years later, he returned overseas to Camp Page, Korea where he served as a Military Intelligence Officer for six months. In early 2003, he was selected to serve as the Battalion Executive Officer for a unit comprised of more than 300 soldiers, 24 attack helicopters and more than \$400 million worth of equipment.

In January 2004, he briefly returned to Fort Hood, Texas to serve as the Training Officer for the 1st Cavalry Division. Two months later, he deployed in support of Operation Iraqi Freedom II, serving as a Combat Attack Helicopter Commander and flying more than 1,000 combat hours in support of five maneuver Brigades within the 1st Cavalry Division. His missions included convoy security operations; VIP escorts for former President George W. Bush, former Secretary of Defense Donald Rumsfeld and

STAFF BIOS

former Secretary of State Condoleezza Rice; and search and destroy missions to suppress insurgent activities.


During his service, Kotwica was awarded with the Army Achievement Medal, the Army Commendation Medal, the Meritorious Service Medal and the Bronze Star.

Kotwica played at Army from 1993-96 and was a three-year starter at linebacker. He was the captain of the only 10-win team in Army history, leading the Black Knights to a 10-2 record and the program's most recent Commander-in-Chief's Trophy in 1996.

Kotwica and his wife, Christina, have four children: daughters, Analyssa and Arianna, and sons, Christian and Brayden.

KOTWICA FOOTBALL HISTORY

| | | |
|---------------------|---|--------------------------------|
| 1993-96 | Linebacker | United States Military Academy |
| 2005-06 | Defensive Coordinator | USMA Prep School |
| 2007-08 | Quality Control – Defense/Special Teams | New York Jets |
| 2009-12 | Assistant Special Teams Coach | New York Jets |
| 2013 | Special Teams Coordinator | New York Jets |
| 2014-Present | Special Teams Coordinator | Washington Redskins |



BRIAN BAKER

OUTSIDE LINEBACKERS

19TH NFL SEASON // 1ST WITH REDSKINS

Brian Baker was named the Redskins' outside linebackers coach on January 15, 2014.

Baker joined the Redskins with 30 years of coaching experience to his credit, the last 18 at the NFL level. Prior to coming to Washington, he served as the Cleveland Browns' outside linebackers coach, helping the Browns finish third in the AFC and ninth in the NFL in total defense (332.4 yards per game).

Baker spent the 2011-12 seasons as the defensive line coach with the Dallas Cowboys. Under Baker, nose tackle Jay Ratliff earned a Pro Bowl selection in 2012, and Baker also contributed to the Pro Bowl selections of linebackers DeMarcus Ware and Anthony Spencer as part of his responsibilities overseeing the pass rush.

Prior to his time in Dallas, Baker spent two seasons as the Carolina Panthers' defensive line coach from 2009-10. In 2010, defensive end Charles Johnson led the Panthers with 11.5 sacks, tied for the fourth-most in the NFL. In 2009, defensive end Julius Peppers led the team with 10.5 sacks en route to a Pro Bowl selection.

Baker spent three seasons coaching the St. Louis Rams' defensive line alongside current Redskins Defensive Coordinator Jim Haslett in 2006-08. In 2008, his unit notched 20 of the team's 30 sacks. In 2006, defensive end Leonard Little tied for fifth in the league with 13.0 sacks, while defensive tackle La'Roi Glover finished sixth among NFC defensive tackles with 5.5 sacks.

From 2001-05, Baker worked in various capacities for the Minnesota Vikings, serving as defensive line coach in 2001 and 2004-05 and as linebackers coach from 2002-03. He helped defensive tackle Kevin Williams earn his first of six Pro Bowl selections following the 2004 season. That season, Williams recorded a career-best 11.5 sacks and was selected to the AP All-Pro team. Along with Williams, defensive end Lance Johnstone totaled 11 sacks in 2004 to give the Vikings the third-most prolific sack duo in the league that year with 22.5.

Baker was the Detroit Lions' defensive line coach from 1997-2000, helping defensive linemen Robert Porcher (1997 and 1999) and Luther Elliss (1999 and 2000) earn Pro Bowl selections. In 1999, Porcher registered 15

sacks, the most by any Lion in a single-season since sacks became official in 1982.

Baker made his NFL coaching debut as the defensive line coach with the San Diego Chargers in 1996 after spending 12 years on the collegiate level. He had stints at Georgia Tech (1987-95), Army (1986) and Maryland (1984-85). While with Georgia Tech, the Yellow Jackets claimed the 1990 National Championship as the nation's only unbeaten team with an 11-0-1 record.

A native of Baltimore, Baker played outside linebacker at the University of Maryland from 1980-83 and helped the Terps win the Atlantic Coast Conference in 1983. After his playing career, he helped coach outside linebackers as a student coach and graduate assistant from 1984-85 and earned a degree in marketing in 1985. Baker and his wife, Nevada, have three daughters, Nicole, Jade and Jasmine.

BAKER FOOTBALL HISTORY

| | | |
|---------------------|---|----------------------------|
| 1984 | Student Coach | Maryland |
| 1985 | Graduate Assistant | Maryland |
| 1986 | Fullbacks Coach | Army |
| 1987-94 | Linebackers Coach | Georgia Tech |
| 1995 | Defensive Coordinator/Linebackers Coach | Georgia Tech |
| 1996 | Defensive Line Coach | San Diego Chargers |
| 1997-2000 | Defensive Line Coach | Detroit Lions |
| 2001 | Defensive Line Coach | Minnesota Vikings |
| 2002-03 | Linebackers Coach | Minnesota Vikings |
| 2004-05 | Defensive Line Coach | Minnesota Vikings |
| 2006-08 | Defensive Line Coach | St. Louis Rams |
| 2009-10 | Defensive Line Coach | Carolina Panthers |
| 2011-12 | Defensive Line Coach | Dallas Cowboys |
| 2013 | Outside Linebackers Coach | Cleveland Browns |
| 2014-Present | Outside Linebackers Coach | Washington Redskins |



BRADFORD BANTA

ASSISTANT SPECIAL TEAMS

18TH NFL SEASON // 1ST WITH REDSKINS

Bradford Banta was named the Redskins' assistant special teams coach on February 4, 2014.

Prior to joining the Redskins, Banta spent six seasons with the Detroit Lions in various coaching capacities. From 2012-13, Banta served as the Lions' assistant linebackers coach. Under his guidance in 2012, the Lions linebacker corps of Stephen Tulloch, Justin Durant and DeAndre Levy led the Lions in total tackles, finishing with 112, 103 and 81, respectively. In 2013, he contributed to a breakout season for Levy, who led all NFL linebackers with six interceptions.

Banta served as the Lions' assistant special teams coach for four seasons from 2008-11. Banta helped John Wendling tie for first in the NFL in special teams tackles over the 2010-12 seasons (51). Under Banta in 2011, kicker Jason Hanson finished with 126 points, the fourth-best single-season total in Lions history, and Hanson's five 50-yard field goals made him the first player in NFL history to kick 50 50-yard field goals in his career.

In 2010, the Lions' kick return unit was the third-most improved unit in the NFL in kickoff return average with 3.5 more yards per return than in 2009. Detroit also had the NFL's 10th-most significant improvement in punt return average in 2010 (8.8 avg. in 2009, 12.1 avg. in 2010). Detroit had the fourth-most improved kickoff coverage unit, allowing an average of 2.7 less yards per each kick return in 2010.

STAFF BIOS

Before joining the Lions as a coach in 2008, Banta spent the 2007 season as a tight ends coach for the University of Tennessee-Chattanooga.

After being drafted by the Indianapolis Colts in the fourth round of the 1994 NFL Draft, Banta spent six seasons with the Colts and established himself as one of the league's best long snappers. He joined the New York Jets for the 2000 season before playing three seasons with the Detroit Lions from 2001-03. He finished his 11-year playing career with Buffalo in 2004.

Upon his retirement from the NFL, Banta worked with George Wright Construction, as a supervisor, for a year and in Chase's Home Financial Division for nearly two years in Chattanooga, Tenn.

Banta was a two-year starter at tight end at the University of Southern California (1989-93) as well as a four-time letter-winner. He earned Honorable Mention All-Pac 10 Conference honors as a junior and senior and received his bachelor's degree in communications with a minor in sociology in 1993.

A native of Baton Rouge, La., Banta was a Parade All-American as a senior at University High School and helped them to the state championship (1988) while playing tight end and linebacker. He and his wife, Amy, have three children.

BANTA FOOTBALL HISTORY

| | | |
|---------------------|--------------------------------------|-------------------------------------|
| 1989-93 | Tight End | University of Southern California |
| 1994-99 | Tight End/Long Snapper | Indianapolis Colts |
| 2000 | Tight End/Long Snapper | New York Jets |
| 2001-03 | Tight End/Long Snapper | Detroit Lions |
| 2004 | Tight End/Long Snapper | Buffalo Bills |
| 2007 | Tight Ends Coach | University of Tennessee-Chattanooga |
| 2008-11 | Assistant Special Teams Coach | Detroit Lions |
| 2012-13 | Assistant Linebackers Coach | Detroit Lions |
| 2014-Present | Assistant Special Teams Coach | Washington Redskins |



MALCOLM BLACKEN

DIRECTOR OF
PLAYER DEVELOPMENT

17TH NFL SEASON // 8TH WITH REDSKINS

Malcolm Blacken enters his second season as the Redskins' Director of Player Development in 2014 after being named to the position on March 13, 2013.

Blacken's hiring served to start his third stint with Washington, having previously served as a strength and conditioning coach for the Redskins on two previous occasions (1996-2000 and 2010). In his last season in Washington in 2010, Blacken was responsible for assisting Ray Wright in all aspects of the Redskins' strength and conditioning program.

From 2011-12, Blacken served as the Director of Speed, Strength & Conditioning for the University of Colorado. He worked directly with the football program on a day-to-day basis while overseeing the speed, strength and conditioning needs of all 16 of Colorado's varsity programs.

In between his first two stops in Washington, Blacken spent nine years as Detroit Lions' strength and conditioning coach from 2001-09. Blacken was an assistant strength coach for the University of Virginia's football program in 1995 and worked with all other sports in the Cavaliers' athletic department as well. For three years (1992-94), Blacken served as the head strength and conditioning coach for George Mason University, where he oversaw the program for all of the university's varsity sports.

Blacken began his coaching career at the University of South Carolina in 1990-91 as the football program's assistant strength and conditioning coach.

Blacken graduated from Virginia Tech in 1989 with bachelor's degrees in art and physical education. He was a Hokies running back from 1984-88 and was a four-time letter winner. While at Virginia Tech, Blacken was a two-time winner of the Super Iron Hokie Award (1987-88), which is given yearly to the football program's strongest player at each position.

Off the field, Blacken is an accomplished artist whose paintings have been displayed across the country. Recently, he participated in the 2014 NFLPA Smocks & Jocks Jazz Brunch and Art Auction during Super Bowl Week in New York City. More about Blacken's art can be accessed by visiting ArtByMalcolm.com.



JACOB BURNEY

DEFENSIVE LINE

20TH NFL SEASON // 5TH WITH REDSKINS

Jacob Burney enters his fifth season with the Washington Redskins in 2014 after being named the Redskins' defensive line coach on January 21, 2010.

In 2013, despite shuffling through defensive ends because of injuries and a suspension, Burney oversaw a group that helped the Redskins rank as the fourth-best in the NFL on third downs (34.0 percent). His unit was particularly disruptive in the run game, tying for second in the NFL in negative rushing plays forced (72).

In 2012, Burney's line helped the defense hold opponents to 95.8 rushing yards per game, which ranked fifth in the NFL and was the 11th-best figure in team history. Nose tackle Barry Cofield had a team-best 35 quarterback pressures/hits as credited by the coaching staff. Cofield and defensive end Stephen Bowen were both voted as defensive captains at midseason, after which point the team concluded with a seven-game winning streak and its first NFC East title since 1999.

In 2011, Burney's defensive line surpassed their full-season sack output from 2010 (9.0) by Week 7, finishing with 18.0 sacks on the year. The line accounted for 44 percent of the team's 41 sacks that season compared to 31 percent of the team's 29 sacks from 2010. The defensive line helped make the Redskins' pass rush one of the most multi-faceted threats in the NFL in 2011. With defensive ends Stephen Bowen (6.0) and Carriker's (5.5) sack totals combined with linebackers Ryan Kerrigan (7.5) and Brian Orakpo (9.0), the Redskins were one of only three NFL teams to have four players with at least 5.5 sacks on the season.

Burney's unit helped the overall defense improve to the 13th-ranked defense in the league from 31st a year before. Carriker's 5.5 sacks in 2011 surpassed his combined total of 3.5 sacks during his first four seasons in the NFL. Cofield, playing at nose tackle for the first time in his career, led all interior linemen with eight pass deflections, while helping free up linebacker London Fletcher to lead the league in tackles with a career-high 166.

In 2010, Burney's defensive line occupied offensive linemen to help free Orakpo and Fletcher to make plays en route to Pro Bowl appearances. His unit helped hold eventual Super Bowl champion Green Bay to 13 points in a Week 5 overtime win, Green Bay's lowest output of the season.

Prior to coming to Washington, Burney spent seven seasons in Denver (2002-08), following stints with Carolina (1999-2001) and Cleveland/Baltimore (1994-98).

Over the course of Burney's seven years in Denver, the Broncos allowed the 10th-fewest yards and 12th-fewest rushing yards in the NFL. They ranked in the top five in rush defense three times during that span.

In 2007, Burney's group recorded nine takeaways (seven fumble recoveries and two interceptions), which led the AFC and ranked second in the NFL among defensive lines. He was instrumental in the development of 2006 fourth-round draft pick Elvis Dumervil, who recorded 26 sacks over his first three seasons, including 12.5 in 2007, his first year as a starter. That

STAFF BIOS

total was sixth in the league and Dumervil's four takeaways tied for the most among NFL defensive linemen.

Burney coached defensive ends in 2006 when Denver was one of just three NFL clubs to have a trio of defensive ends register at least six sacks. In 2005, Denver finished 13-3 en route to an AFC West division title, thanks in large part to a run defense that surrendered just 85.2 yards per game, the second-best mark in the NFL. Twice that season the Broncos held opponents to less than 20 yards rushing in a game.

Burney's 2004 defensive line helped the Denver defense rank fourth overall and fourth against the run. Defensive end Reggie Hayward racked up a career-high 10.5 sacks, a figure that ranked third in the AFC that season. The year prior, in 2003, Denver also ranked fourth in the league in overall defense, while defensive end Bertrand Berry racked up a career-high 11.5 sacks and fellow defensive ends Hayward and Trevor Pryce had 8.5 apiece. Pryce was a Pro Bowl selection in 2002 in leading a defense that finished sixth overall in the league and fourth against the run.

In Burney's final two seasons in Carolina (2000-01), the Panthers registered 74 takeaways, which was the fourth-highest total in the league over that period. In 2001, defensive end Mike Rucker registered a career-high and team-leading nine sacks.

Before joining Carolina, Burney spent five seasons with Cleveland/Baltimore as defensive line coach. In his first year with the Browns in 1994, he oversaw a defensive line that helped their defense surrender only 204 points (12.75 per game), nine rushing touchdowns and 3.6 yards per rush attempt. In his final season with the franchise, in Baltimore in 1998, Burney helped develop defensive end Michael McCrary into a Pro Bowl starter, while the defense ranked sixth in the league.

Before entering the professional coaching ranks, Burney spent 11 years coaching on the college level, including stops at New Mexico (1983-86), Tulsa (1987), Mississippi State (1988), Wisconsin (1989), UCLA (1990-92) and Tennessee (1993). He coached the defensive line at each stop, except for Mississippi State where he tutored the inside linebackers.

Burney was a three-time All-Southern Conference selection at Tennessee-Chattanooga, where he earned a bachelor's degree in 1981. A native of Chattanooga, Burney was born Jan. 24, 1959. He and his wife, Madrinna Patton, have two sons: Jacob, who was a four-year letter winner at Bucknell (2002-05) and Benjamin, who was an honorable mention All-Big 12 cornerback as a senior at Colorado in 2009.

BURNEY FOOTBALL HISTORY

| | | |
|---------------------|-----------------------------|-----------------------------------|
| 1978-80 | Defensive Lineman | Tennessee-Chattanooga |
| 1983-86 | Defensive Line Coach | New Mexico |
| 1987 | Defensive Line Coach | Tulsa |
| 1988 | Inside Linebackers Coach | Mississippi State |
| 1989 | Defensive Line Coach | Wisconsin |
| 1990-92 | Defensive Line Coach | UCLA |
| 1993 | Defensive Line Coach | University of Tennessee |
| 1994-98 | Defensive Line Coach | Cleveland Browns/Baltimore Ravens |
| 1999-2001 | Defensive Line Coach | Carolina Panthers |
| 2002-04 | Defensive Line Coach | Denver Broncos |
| 2005-06 | Defensive Line/Ends Coach | Denver Broncos |
| 2007-08 | Defensive Line Coach | Denver Broncos |
| 2010-Present | Defensive Line Coach | Washington Redskins |



SHANE DAY

ASSISTANT OFFENSIVE LINE

6TH NFL SEASON // 1ST WITH REDSKINS

Shane Day joined the Redskins as an assistant offensive line coach on February 4, 2014.

Day joins the Redskins with 13 years of coaching experience across the high school, collegiate and professional levels. He spent the 2012-13 seasons as the quarterbacks coach for the University of Connecticut. In 2013, Day helped the Huskies reverse an 0-9 start to the season, helping the team throw for seven touchdowns to only one interception in a three-game winning streak to close the season after adding play-calling duties.

Day is a veteran of five NFL seasons, having assisted the San Francisco 49ers in a quality control role from 2007-09 and coaching quarterbacks for the Chicago Bears from 2010-11. As a member of the Bears' staff, Day helped the Bears to an 11-5 record in 2010, securing an NFC North championship and an NFC Championship Game appearance. He worked alongside offensive coordinator and former NFL head coach Mike Martz during his time in Chicago.

Prior to his time with the Bears, Day spent three seasons with the San Francisco 49ers, helping the team's quarterbacks in 2007, running backs in 2008 and offensive line in 2009. During Day's time in San Francisco, running back Frank Gore gained 3,258 rushing yards, fifth-most in the NFL in that three-year span.

Day was an offensive quality control coach at Michigan in 2005-06. Among his duties in Ann Arbor were the evaluation of quarterback recruits and the development of the quarterbacks already in the program. Day helped the Wolverines earn a berth in the 2007 Rose Bowl against USC.

Day began his coaching career at Auburn (Wash.) Riverside H.S., where he spent one season coaching the wide receivers (2001) and three overseeing the quarterbacks (2002-04), adding the duties of offensive coordinator during his final two years.

Day played collegiate football as a wide receiver at Rhodes College in Memphis, Tenn., where he also lettered in baseball. A native of Manhattan, Kan., he graduated from Kansas State in 1999 with a degree in English.

Day and his wife Christie are the parents of a daughter, Vivienne.

DAY FOOTBALL HISTORY

| | | |
|---------------------|---------------------------------------|-------------------------------|
| 2001 | Wide Receivers Coach | Auburn (Wash.) Riverside H.S. |
| 2002 | Quarterbacks Coach | Auburn (Wash.) Riverside H.S. |
| 2003-04 | Quarterbacks Coach/O.C. | Auburn (Wash.) Riverside H.S. |
| 2005-06 | Offensive Quality Control | Michigan |
| 2007-09 | Offensive Quality Control | San Francisco 49ers |
| 2010-11 | Quarterbacks Coach | Chicago Bears |
| 2012-13 | Quarterbacks Coach | UConn |
| 2014-Present | Assistant Offensive Line Coach | Washington Redskins |

STAFF BIOS



CHAD ENGLEHART

ASSISTANT STRENGTH
AND CONDITIONING

5TH NFL SEASON // 5TH WITH REDSKINS

Chad Englehart is entering his fifth season with the Redskins as the team's assistant strength and conditioning coach.

Prior to joining the Redskins, Englehart served as the head strength and conditioning coach with the Florida Tuskers of the United Football League in 2009. He was a member of Redskins Defensive Coordinator Jim Haslett's staff, who at the time was the Tuskers' head coach. The Tuskers finished with a perfect 6-0 regular season record before losing in the UFL's inaugural championship game.

In 2008, Englehart served as director of strength and conditioning at X-Cel Sports Performance in Louisiana. Before that, he was head strength and conditioning coach at HS2 Athletic Performance in Mandeville, La. (2007) and at the University of New Orleans (2006).

Englehart holds an M.S. in human movement with a concentration in corrective exercise from A.T. Still University. He also holds a B.S. in kinesiology with a concentration in exercise science from Southeastern Louisiana University. He is a certified strength and conditioning specialist with the National Strength and Condition Association and is a Performance Enhancement Specialist and Corrective Exercise Specialist with the National Academy of Sports Medicine (NASM). Englehart also holds certifications with USA Weightlifting and USA Track and Field in addition to a Functional Movement Screen and TRX Suspension Training certifications as well as a Fitness Nutrition Specialist certification from the NASM.

Englehart and his wife, Lyndsey, have two daughters, Blair and Elise.



CHRIS FOERSTER

OFFENSIVE LINE

22ST NFL SEASON // 5TH WITH REDSKINS

Chris Foerster is entering his 22nd season of developing some of the game's top offensive linemen in 2014 in his fifth season as Offensive Line Coach of the Washington Redskins.

Foerster presided over the offensive line partially responsible for the NFL's top rushing attack across the 2012-13 seasons, helping the Redskins amass a league-leading 4,873 in that two-season span. Washington (5.01) was one of only two NFL teams to average at least 5.0 yards per carry across those two years. In 2013, Foerster's unit powered the Redskins to the fifth-most rushing yards in the league (2,164) and helped the Redskins rush for 2,000 yards in consecutive seasons for the first time since 2005-06. He oversaw the continued development of tackle Trent Williams, who earned his second consecutive Pro Bowl berth for his play in 2013.

Foerster led a unit in 2012 that was maligned by many before the start of the season but proved to be one of the league's most productive and most consistent groups. Behind Foerster's unit, Washington rushed for a team-record 2,709 yards, marking the franchise's first team rushing crown since 1933, the team's second year of existence. The line was an integral part of Washington's first NFC East championship since 1999, blocking for the team's young backfield in 2012 that featured rookie quarterback Robert Griffin III (who set the NFL rookie record for passer rating - 102.4), rookie

quarterback Kirk Cousins (who threw for a team-season-high 329 yards in his only start) and rookie running back Alfred Morris (who became the team record holder for rushing yards in a season - 1,613).

In 2011, Foerster played an integral role in developing an offensive line that featured 10 different starting combinations in 16 games. Foerster helped groom two rookies as starters, as undrafted rookie tackle Willie Smith and seventh-round rookie guard Maurice Hurt started a combined 11 games for the Redskins in Weeks 9-16. The line helped pave the way for three different rushers to compile a total of six 100-yard single-game rushing performances, including three by rookie running back Roy Helu, two by rookie running back Evan Royster, and one by running back Ryan Torain.

During the 2010 season, Foerster molded an offensive line featuring four new starters into a unit that helped Washington feature one of the league's most explosive downfield passing attacks. The protection of Foerster's line played an integral role in allowing the Redskins to lead the league in 50-plus-yard receptions in 2010 (nine). He continues to help develop left tackle Trent Williams, the team's 2010 first-round pick (fourth overall), who started 14 games as a rookie.

Prior to joining the Redskins in 2010, Foerster spent two years as the offensive line coach of the San Francisco 49ers. In 2009, Foerster's line helped running back Frank Gore rush for 1,120 yards, the second-highest total of his career and his fourth consecutive 1,000-yard season. Gore also set a career high with 10 rushing touchdowns and earned his second Pro Bowl selection.

Foerster was originally hired as the 49ers Co-Offensive Line Coach on February 15, 2008 before assuming the title of Offensive Line Coach in Week 8 of the 2008 season.

Foerster's 2008 line helped pave the way for running back Frank Gore's third consecutive 1,000-yard rushing season, while also blocking for an offensive unit that ranked fifth in the NFL in plays of 20-or-more yards (64). In the final eight games of the season, the offensive line limited opponents to two sacks per game after allowing four sacks per contest during the first half of the year.

During his 21-year NFL coaching career, Foerster's teams have combined for 11 playoff appearances and two championship games. During that time, he has coached at least one Pro Bowl player in 13 of those seasons.

Prior to joining the 49ers, Foerster spent three years (2005-07) as the offensive line coach and assistant head coach for the Baltimore Ravens. Under Foerster, 2013 Pro Football Hall of Fame inductee Jonathan Ogden made the Pro Bowl in all three seasons. In 2007, the offensive line cleared the way for running back Willis McGahee to rush for 1,207 yards, the second-highest total of his career, and earn a trip to the Pro Bowl. The 2006 Ravens offense set team records for fewest sacks allowed (17) and most wins in a season (13).

Before joining the Ravens, Foerster served as the offensive coordinator for the Miami Dolphins (2004), tight ends coach for the Indianapolis Colts (2002-03) and offensive line coach for the Tampa Bay Buccaneers (1996-2001). While in Tampa Bay, Foerster helped three players make a combined five Pro Bowl appearances - Tony Mayberry (1997-99), Jeff Christy (2000) and Randall McDaniel (2000). As the assistant offensive line/tight ends coach for the Minnesota Vikings (1993-95), Foerster helped tutor Hall of Fame guard Randall McDaniel, who earned Pro Bowl appearances in all three seasons and was inducted into the Pro Football Hall of Fame in 2009.

Now entering his fourth decade in coaching, Foerster has also previously made an impact in the collegiate ranks, serving as the offensive line coach for the University of Minnesota (1992), assistant offensive line/special teams coach for Stanford (1988-91) and offensive line coach for Colorado State (1983-87). He began his coaching career in 1982 as a graduate assistant at Colorado State after a successful career with the Rams as a center from 1979-82. Foerster originally joined the Rams football team as a walk-on before earning a scholarship as a sophomore.

STAFF BIOS

FOERSTER FOOTBALL HISTORY

| | | |
|---------------------|--|----------------------------|
| 1979-82 | Center | Colorado State |
| 1982 | Graduate Assistant | Colorado State |
| 1983-8 | Asst. Offensive Line Coach | Colorado State |
| 1988-91 | Asst. Offensive Line/Special Teams Coach | Stanford |
| 1992 | Offensive Line Coach | Minnesota |
| 1993-95 | Asst. Offensive Line/Tight Ends Coach | Minnesota Vikings |
| 1996-2001 | Offensive Line Coach | Tampa Bay Buccaneers |
| 2002-03 | Tight Ends Coach | Indianapolis Colts |
| 2004 | Offensive Coordinator | Miami Dolphins |
| 2005-07 | Offensive Line/Asst. Head Coach | Baltimore Ravens |
| 2008-09 | Offensive Line Coach | San Francisco 49ers |
| 2010-Present | Offensive Line Coach | Washington Redskins |

HILLIARD FOOTBALL HISTORY

| | | |
|---------------------|--------------------------------|----------------------------|
| 1994-96 | Wide Receiver | Florida |
| 1997-2004 | Wide Receiver | New York Giants |
| 2005-08 | Wide Receiver | Tampa Bay Buccaneers |
| 2009 | Volunteer Coach | Florida Tuskers (UFL) |
| 2010 | Wide Receivers Coach | Florida Tuskers |
| 2011 | Assistant Wide Receivers Coach | Miami Dolphins |
| 2012 | Wide Receivers Coach | Washington Redskins |
| 2013 | Wide Receivers Coach | Buffalo Bills |
| 2014-Present | Wide Receivers Coach | Washington Redskins |



IKE HILLIARD

WIDE RECEIVERS

16TH NFL SEASON // 2ND WITH REDSKINS

Ike Hilliard returned for his second stint as the Redskins' wide receivers coach on January 20, 2014.

Hilliard served in the same capacity with the Buffalo Bills in 2013, helping mold a young group that included rookie second-round pick Robert Woods (40 receptions for 587 yards with three touchdowns) and rookie third-round pick Marquise Goodwin (17 receptions for 283 yards with three touchdowns).

In his first stint with the Redskins in 2012, Hilliard guided the team's receivers to the franchise's first division title since 1999. He integrated free agents Pierre Garçon and Joshua Morgan into the offense, helping Garçon lead the team in receiving yards (633 in only 10 games) and helping Morgan lead the Redskins in receptions (48). Hilliard also oversaw the resurgence of veteran slot receiver Santana Moss, who caught 41 passes for 573 yards and eight touchdowns, his most since recording nine receiving touchdowns in his first season in Washington in 2005. The group's toughness on the perimeter also helped the offense rush for a league-best 2,709 yards, a franchise record.

In 2011, Hilliard served as the assistant wide receivers coach for the Miami Dolphins. He helped in the development of wide receiver Brandon Marshall, who was selected for his third Pro Bowl and first as a member of the Dolphins. Additionally, Marshall finished third in the AFC in receiving yards with 1,214 and recorded his fifth-consecutive 1,000-plus yard season.

Prior to joining the Dolphins, Hilliard spent two seasons coaching for the Florida Tuskers of the United Football League. Hilliard worked as a volunteer coach with the Tuskers in 2009 under current Redskins Defensive Coordinator Jim Haslett, who served as the team's head coach. Hilliard was elevated to the position of Receivers Coach for 2010 under current Redskins Head Coach Jay Gruden.

As a player, Hilliard was a first-round selection in the 1997 NFL Draft (No. 7 overall). He played 12 seasons, eight with the New York Giants (1997-2004) and four with the Tampa Bay Buccaneers (2005-08). In 161 career games (106 starts), Hilliard caught 546 passes for 6,397 yards and 35 touchdowns.

Hilliard played collegiately at the University of Florida from 1994-96, catching 126 passes for 2,214 yards and 26 touchdowns. He earned first-team All-SEC and All-America honors as a junior and, in the final game of the season, finished with seven catches for 150 yards and three touchdowns in leading the Gators to a 52-20 Sugar Bowl win to secure the school's first national championship.

Hilliard is a native of Patterson, La.



RANDY JORDAN

RUNNING BACKS

11TH NFL SEASON // 1ST WITH REDSKINS

Randy Jordan was named the Redskins' running back coach on January 26, 2014.

Jordan is a veteran of nine NFL seasons as a player from 1993-2002, appearing in 122 career games with the Raiders and Jaguars. He was the recipient of the NFL Unsung Hero Award and the Ed Block Courage Award in 2001 and served as special teams captain for the Raiders' AFC Championship team in 2002.

Before joining the Redskins, Jordan spent two years as the running backs coach at the University of North Carolina. In his first season with UNC in 2012, Jordan's Tar Heels averaged 193.8 rushing yards per game, third-most in the Atlantic Coast Conference and the program's highest average since 1994. That season, he tutored tailback Giovani Bernard – who played for current Redskins Head Coach Jay Gruden in Cincinnati in 2013 – to one of the best seasons in UNC history, helping Bernard average 122.8 rushing yards per game, most in the ACC and 11th in the nation.

Jordan was part of an offensive staff that helped Carolina set more than 35 school records, including total points, points per game and total offense.

Jordan coached running backs at Texas A&M for four seasons from 2008-11. In 2011, the Aggies averaged 199.1 rushing yards per game, fourth-most in the Big 12 Conference, and had two different backs – Cyrus Gray and Christine Michael – finish among the top five in the conference in rushing yards per game. Under Jordan's tutelage, Gray was a three-time All-Big 12 performer and exiting ranking third in conference history in all-purpose yards.

Jordan came to Aggeland from the University of Nebraska where he served as the running backs coach for the Cornhuskers from 2004-07. Jordan helped shape the I-back position, coaching two 1,000-yard rushers in Cody Ross in 2004 and Marlon Lucky in 2007. He oversaw a committee of backs in 2006 that produced nearly 2,400 rushing yards and 26 rushing touchdowns, as an improved effort on the ground helped NU move from 107th in 2005 to 23rd nationally in rushing offense in 2006.

Jordan began his coaching career with the Oakland Raiders as a special teams assistant midway through the 2003 season. He played nine years in the NFL as a running back, playing in 122 career games from 1993 through 2002. He began his career with the Los Angeles Raiders before joining the expansion Jacksonville Jaguars in 1995 and playing three seasons. Jordan holds the distinction of scoring the very first touchdown for the Jacksonville club, a 71-yard reception against Cincinnati in 1995.

After the 1997 season, Jordan rejoined the Raiders' organization where he played five more seasons. In 1998, Jordan rushed for 159 yards for the Raiders. He had a career-high 213 yards rushing and three touchdowns in helping the Raiders reach the AFC Championship Game in 2000. He also

STAFF BIOS

caught 27 passes for 299 yards and a touchdown that same season.

Jordan finished his career with 574 yards rushing and seven touchdowns, while making 58 catches for 596 yards and two touchdowns. Jordan was also a standout special teams player. He finished his career with 801 yards on 38 career kick returns, including a season best of 553 yards on 26 returns for Jacksonville in 1996. He also recorded 64 career tackles on special teams.

Jordan played for the University of North Carolina and head coach Mack Brown from 1989-92. He earned three letters for the Tar Heels rushing for 1,134 yards and nine touchdowns in his career, including 618 yards and seven touchdowns in 1991.

Jordan earned his degree in speech communication from North Carolina in 1993. He was born in Manson, N.C. Jordan and his wife, Romonda, have a daughter, Raven, and two sons, Jalen and Justin.

JORDAN FOOTBALL HISTORY

| | | |
|---------------------|----------------------------|----------------------------|
| 1989-92 | Running Back | North Carolina |
| 1993 | Running Back | Los Angeles Raiders |
| 1995-97 | Running Back | Jacksonville Jaguars |
| 1998-2002 | Running Back | Oakland Raiders |
| 2003 | Special Teams Assistant | Oakland Raiders |
| 2004-07 | Running Backs Coach | Nebraska |
| 2008-11 | Running Backs Coach | Texas A&M |
| 2012-13 | Running Backs Coach | North Carolina |
| 2014-Present | Running Backs Coach | Washington Redskins |



PAUL KELLY

DIRECTOR OF
FOOTBALL OPERATIONS

16TH NFL SEASON // 5TH WITH REDSKINS

Entering his 16th NFL season in 2014, Paul Kelly begins his fifth as the Redskins' Director of Football Operations. Kelly, who was named to the post on February 16, 2010, will work directly with Head Coach Jay Gruden and is responsible for coordinating the team's daily operations, including all travel and accommodations for home and away games, managing all football department budgets, coordination of training camp logistics and managing the year-round football schedule.

Additionally, Kelly serves as the coaching staff's liaison on all matters relating to the athletic training, equipment, video and the public relations departments, serving as the point of communication in administering every Redskins practice and team function, including all mini-camps, OTA days and training camp.

The 2012 season represented the third season in which Kelly had overseen football operations for the Redskins, ending the season as NFC East champions.

Kelly previously spent five seasons with the Tampa Bay Buccaneers (2004-08) and six seasons with the Oakland Raiders (1998-2003). He spent the 2009 season assisting the broadcast team of ESPN's Monday Night Football.

In his five seasons with the Buccaneers, Kelly worked directly with Head Coach Jon Gruden in organizing football operations for the club and directed many of the day-to-day operations of the team. During Kelly's five seasons as a member of the Buccaneers' staff, the Buccaneers captured NFC South titles in 2005 and 2007.

Kelly spent six seasons (1998-2003) as an assistant on the Oakland Raiders coaching staff, which included three consecutive Division Championships (2000, 2001 & 2002). In 2002, he helped Head Coach Bill Callahan guide Oakland to its first Super Bowl appearance in 19 years as the Raiders

represented the AFC in Super Bowl XXXVII.

Kelly graduated with a degree in business administration with an emphasis in new ventures and small business management from California State University Hayward in 1990. Prior to joining the Raiders, he owned and managed his own San Francisco Bay Area-based businesses.

Kelly and his wife, Catherine, have three children. His oldest, Colin, is a student at William & Mary. His daughter Lauren and son, Hunter, are high school students.



RAHEEM MORRIS

DEFENSIVE BACKS

12TH NFL SEASON // 3RD WITH REDSKINS

Raheem Morris is entering his third season with the Washington Redskins after having been hired as the team's defensive backs coach on January 23, 2012.

In 2012, Morris' unit helped the defense finish fourth in the NFC and tied for fifth in the NFL with 31 takeaways, surpassing their total of 21 from 2011. The Redskins defense scored four defensive touchdowns for the first time since 1999, including two from the secondary. Morris oversaw a unit that tied a league-high in passes defended (94) and ranked fifth in the NFC in interception rate (3.3 percent).

From 2009-11, Morris was the head coach of the Tampa Bay Buccaneers after having been hired as the league's youngest head coach in 2009. In 2010, his team finished with a 10-6 record one season removed from finishing 3-13, marking the best single-season turnaround in the NFL in 2010 and the largest turnaround in Buccaneers' history.

Prior to his tenure as head coach, Morris served in multiple capacities with the Buccaneers during two different stints with the team. He spent two seasons as the team's defensive backs coach from 2007-08, during which time the Buccaneers allowed only 170.5 passing yards per game, the lowest total in the NFC and the second-lowest total in the league. In those two seasons, the Buccaneers totaled 22 interceptions, tied for the most in the NFC.

Morris spent one year as the defensive coordinator at Kansas State University in 2006. Morris helped garner conference recognition for seven players on his defensive unit, including two first-team All-Big 12 honorees and one second-team selection.

Morris' NFL coaching debut came in 2002, when he served as the defensive quality control coach for the Buccaneers en route to the team's first championship in Super Bowl XXXVII. That season, the Buccaneers' defense allowed a league-low 12.3 points per game, the third-lowest average allowed by an NFL team since 2000. He served as a defensive assistant in 2003 and as an assistant defensive backs coach from 2004-05.

During his 10 seasons with the Buccaneers, Tampa Bay finished ranked in the Top 5 in the NFL in total defense five times, including No. 1 rankings in 2002 and 2005. Additionally, the defense finished as the top-ranked pass defense on three occasions (2002, 2004 and 2007) and seventh or better in seven of 10 seasons with Morris on the staff.

Morris began his collegiate coaching career as an undergraduate assistant coach at Hofstra in 1998, where he was responsible for coaching the offensive scout team, developing scouting reports and handling video breakdown and computer input and analysis. He then landed at Cornell University as defensive backs coach and special teams assistant for the 1999 season. Morris joined Tampa Bay after spending 2000-01 seasons as defensive backs coach at Hofstra University. He also spent time in the fall of 2001 with the New York Jets, serving a defensive minority internship.

Morris played collegiately as a safety at Hofstra from 1994-97, and received his Bachelor of Science degree in physical education. Morris, an Irvington, N.J. native, was presented the Key to the City in his hometown during "Raheem Morris Day" on June 5, 2009.

STAFF BIOS

MORRIS FOOTBALL HISTORY

| | | |
|---------------------|---|----------------------------|
| 1994-97 | Safety | Hofstra |
| 1998 | Undergraduate Assistant | Hofstra |
| 1999 | Defensive Backs/Special Teams Assistant | Cornell |
| 2000-01 | Defensive Backs Coach | Hofstra |
| 2001 | Defensive Minority Internship | New York Jets |
| 2002 | Defensive Quality Control | Tampa Bay Buccaneers |
| 2003 | Defensive Assistant | Tampa Bay Buccaneers |
| 2004-05 | Assistant Defensive Backs Coach | Tampa Bay Buccaneers |
| 2006 | Defensive Coordinator | Kansas State |
| 2007-08 | Defensive Backs Coach | Tampa Bay Buccaneers |
| 2009-11 | Head Coach | Tampa Bay Buccaneers |
| 2012-Present | Defensive Backs Coach | Washington Redskins |



KIRK OLIVADOTTI

INSIDE LINEBACKERS

12TH NFL SEASON // 12TH WITH REDSKINS

Kirk Olivadotti was named the Redskins' inside linebackers coach on January 16, 2014.

Olivadotti returned to the Redskins – with whom he spent 11 NFL seasons in various capacities from 2000-10 – after three years coaching inside linebackers at the University of Georgia from 2011-13. Olivadotti is one of 11 members of the Redskins' assistant coach honor roll, which recognizes coaches with at least 10 seasons of service as an assistant in Washington.

At Georgia, Olivadotti coached a linebacker corps that produced NFL draft picks Jarvis Jones and Alec Ogletree. The Bulldogs averaged 10 wins a season in Olivadotti's three years, including ending the 2012 season with a 12-2 record and a No. 5 national ranking.

During Olivadotti's initial 11-season stint with the Redskins, Washington finished in the top 10 in the NFL in overall defense on eight occasions. The Redskins allowed an average of 313.1 yards per game in Olivadotti's 11 years on staff, fourth-fewest in the NFC and seventh-fewest in the NFL in that time frame.

In 2009, he tutored a pair of linebackers to their first Pro Bowl in London Fletcher, who earned his initial trip in his 12th season, and Brian Orakpo, who was one of four NFL rookies selected. Fletcher led the Redskins in tackles with 172 and added two sacks, one interception and 10 passes defended. He eclipsed the 100-tackle mark for the 11th consecutive season.

Orakpo became the first Redskins defensive rookie to make the Pro Bowl since the 1970 merger. He is only the second Redskins rookie to be chosen, joining kick returner Tony Green (1978). Orakpo finished with 60 tackles, including three for loss, 11 sacks for 76 yards lost, one forced fumble and two passes defended. He led all rookies in sacks and tied for most among NFC linebackers with Dallas' DeMarcus Ware. Orakpo's 11 sacks finished tied for seventh in the NFL and fourth in the NFC, and set the franchise rookie record, surpassing the previous mark of six by Dean Hamel (1985) and Andre Collins (1990).

In 2008, Olivadotti's linebackers played a pivotal role in Washington ranking fourth overall in yards allowed per game (288.8), sixth in points allowed per game (18.5) and eighth in rushing yards allowed per game (95.4 yards).

The previous year, in Olivadotti's first season as linebackers coach, Washington finished eighth in the NFL in overall defense (305.3 yards per game) and fourth in the league in rush defense (91.3 yards per game). The tandem of Fletcher (156 tackles) and Rocky McIntosh (105 tackles) finished as the team's top tacklers.

Throughout his NFL coaching career, Olivadotti has worked with some of the best defensive minds in the NFL, including Ray Rhodes, Marvin Lewis, Gregg Williams, Greg Blache and Jim Haslett. Olivadotti began his NFL coaching career with the Redskins in 2000 as a defensive quality control coach. He served in that role for four seasons and also helped coach the defensive backs.

He continued as quality control coach in 2004, but also took on a role assisting the Redskins' special teams units. In 2006, Olivadotti's role expanded to working with the Redskins' defensive line.

Olivadotti began his coaching career on the college level, working with wide receivers and tight ends at Maine Maritime for one season (1997). He moved to Indiana State as an assistant coach for two years (1998-99) before making the transition to Washington and the NFL.

Olivadotti was a four-year letter winner as a wide receiver at Purdue from 1993-96. He earned his bachelor's degree in education and his master's degree in education administration, both from Purdue. He is the son of Tom Olivadotti, a long-time defensive coach in the NFL with Cleveland, Miami, Minnesota, the New York Giants and Houston. Kirk and his wife, Keely, have a daughter, Kasyn, and a son, Kruz.

OLIVADOTTI FOOTBALL HISTORY

| | | |
|---------------------|-----------------------------------|----------------------------|
| 1993-96 | Wide Receiver | Purdue |
| 1997 | Wide Receivers/Tight Ends Coach | Maine Maritime |
| 1998-99 | Assistant Coach | Indiana State |
| 2000-03 | Def. Quality Control/DB Assistant | Washington Redskins |
| 2004-05 | Def. Quality Control/ST Assistant | Washington Redskins |
| 2006 | Def. Line Assistant/ST Assistant | Washington Redskins |
| 2007-09 | Linebackers Coach | Washington Redskins |
| 2010 | Defensive Assistant | Washington Redskins |
| 2011-13 | Inside Linebackers Coach | Georgia |
| 2014-Present | Inside Linebackers Coach | Washington Redskins |



JAKE PEETZ

OFFENSIVE QUALITY CONTROL

6TH NFL SEASON // 1ST WITH REDSKINS

Jake Peetz joined the Redskins as an offensive quality control coach on February 4, 2014.

Peetz spent the 2013 season as an offensive analyst for the football program at the University of Alabama, assisting the quarterbacks and helping the Crimson Tide to an 11-2 record. Alabama spent the first 13 weeks of the season as the nation's top-ranked team and boasted the nation's consensus top recruiting class for 2014, according to Rivals.com, ESPN.com, Scout.com and 247sports.com.

Peetz spent five seasons with the Jacksonville Jaguars from 2008-12. He initially joined the Jaguars as a scouting assistant in May 2008 and later was named the team's BLESTO scout in June 2010. In 2012, the team named Peetz as an offensive assistant, where he assisted quarterbacks coach Greg Olson with the quarterbacks in addition to handling quality control duties.

Peetz began his college coaching career in 2006 at Santa Barbara City College, where he served as the safeties coach and strength & conditioning coordinator. He served as a defensive quality control coach at UCLA in 2007 and moved to offensive quality control in 2008, assisting offensive coordinator Norm Chow with the quarterbacks before joining the Jaguars in May 2008.

Peetz earned his bachelor's degree in Exercise Science in December of 2005 while playing football at the University of Nebraska. A walk-on, Peetz served in a reserve role on in the Husker secondary and on special teams.

STAFF BIOS

Peeetz was also one of the most active student-athletes off the field, twice being named to the Brook Berringer Citizenship Team for his extensive community outreach work. He was also a football representative for the University of Nebraska's Student-Athlete Advisory Committee, and volunteered his time with the Special Olympics and Dads of Kids with Disabilities in addition to devoting time visiting hospitals and schools in the area.

A native of O'Neill, Neb., Peeetz graduated from O'Neill (Neb.) St. Mary's H.S.

PEETZ FOOTBALL HISTORY

| | | |
|---------------------|--|----------------------------|
| 2002 | Student Assistant, Strength & Conditioning | Nebraska |
| 2003-05 | Defensive Back | Nebraska |
| 2006 | Safeties/Strength & Conditioning | Santa Barbara City College |
| 2007 | Defensive Quality Control | UCLA |
| 2008-09 | Scouting Assistant | Jacksonville Jaguars |
| 2010-11 | BLESTO Scout | Jacksonville Jaguars |
| 2012 | Offensive Assistant | Jacksonville Jaguars |
| 2013 | Offensive Analyst | Alabama |
| 2014-Present | Offensive Quality Control | Washington Redskins |



WES PHILLIPS

TIGHT ENDS

8TH NFL SEASON // 1ST WITH REDSKINS

Wes Phillips was named the Redskins' tight ends coach on January 17, 2014.

Prior to joining the Redskins, Phillips spent seven seasons in various capacities with the Dallas Cowboys. He joined Dallas in 2007 as the club's quality control/offensive assistant coach before relinquishing his role as a quality control coach in 2011 to become the club's assistant offensive line coach in addition to continuing to assist special teams. In 2013, Phillips was named the tight ends coach, helping Jason Witten post the second-most touchdowns in a season in his career (eight).

In 2012, Phillips assisted with an offensive line that helped the Cowboys finish with 5,994 net yards, the third-most in a season in franchise history, and set a single-season club record with 4,729 passing yards despite having Phil Costa, the team's starting center, for only three games. In 2011, the unit integrated new starters at four of the five positions, helping Tony Romo post his third career 4,000-yard season while rookie running back DeMarco Murray established a single-game team rushing record with a 253-yard performance against St. Louis (10/23).

In Phillips' four seasons as Dallas' quality control/offensive assistant coach from 2007-10, the Cowboys' offense posted total yardage numbers ranking in the Top 10 in team history three times, including setting single-season club records in 2010 that included 6,390 yards of total offense – marking the first time a Cowboys team topped 6,000 yards in a season in team history – and 4,287 passing yards. The offense as a whole finished second in the league in total offense, averaging 399.4 yards per game.

Before landing in Dallas, Phillips coached quarterbacks at Baylor in 2006. His work with quarterback Shawn Bell paid dividends as Bell established school single-season records despite missing the final three games with a knee injury.

Prior to his one-year stint at Baylor, Phillips spent two seasons as the quarterbacks coach at West Texas A&M University. The Buffaloes celebrated their most successful season in almost 55 years in 2005, finishing 10-2 to post their first winning season since 1998 and the program's first 10-win season since 1950. WTAMU won the Lone Star Conference with an 8-1 record, its first league title since 1986 and advanced to the quarterfinals of

the NCAA D-II Playoffs for the first time in school history.

Phillips was an assistant coach at WTAMU and helped the school lead the 2005 Division II ranks in passing offense, racking up 363.8 yards-per-game. He tutored quarterback Dalton Bell, a finalist for the Harlon Hill Trophy, which goes to the top Division II player.

Prior to joining the WTAMU staff, Phillips spent one season as a student assistant coach at his alma mater, UTEP, and played two seasons at quarterback for the San Diego Riptide of the af2.

A three-year letterwinner at UTEP (1999-2001), Phillips was a member of the 2000 Miners team that shared the WAC title, posted the school's highest win total in more than a decade and played in the Humanitarian Bowl. Phillips left the collegiate ranks among the school's single-season leaders in both pass efficiency (ninth – 120.0 in 2001) and completion percentage (eighth – 55.6 in 2001).

Phillips received his degree in philosophy from UTEP in 2001. Phillips and his wife, Anna, were married in 2009 and have one daughter, Ivy, and a son, Mac.

PHILLIPS FOOTBALL HISTORY

| | | |
|---------------------|-------------------------------------|----------------------------|
| 1997-2001 | Quarterback | UTEP |
| 2002-03 | Quarterback | San Diego Riptide (AF2) |
| 2003 | Student Assistant | UTEP |
| 2004-05 | Quarterbacks Coach | West Texas A&M |
| 2006 | Quarterbacks Coach | Baylor |
| 2007-10 | Quality Control/Offensive Assistant | Dallas Cowboys |
| 2011-12 | Assistant Offensive Line Coach | Dallas Cowboys |
| 2013 | Tight Ends Coach | Dallas Cowboys |
| 2014-Present | Tight Ends Coach | Washington Redskins |



AUBREY PLEASANT

DEFENSIVE ASSISTANT

2ND NFL SEASON // 2ND WITH REDSKINS

Aubrey Pleasant is entering his second season with the Redskins and his first as a defensive quality control coach in 2014. He served as an offensive assistant in his first season in Washington in 2013.

Following the 2012 NFL season, Pleasant was an offensive staff/head coach intern for the Cleveland Browns before joining the Redskins. Prior to his time in Cleveland, he spent two years with the University of Michigan as a defensive graduate assistant, helping the team appear in back-to-back bowl games. Working specifically with the defensive backs in 2011, Michigan allowed 190.5 yards passing per game and 17.4 points per game, ranking No. 16 and sixth in the nation, respectively. Michigan's total defense improved to No. 17 in the nation (322.2 ypg.) after ranking No. 110 (450.8 ypg.) in the year prior to Pleasant's arrival. Michigan's defense allowed only 12 touchdown passes, led the Big Ten with 29 takeaways and tied for first in Football Bowl Subdivision (FBS) with 20 fumble recoveries.

In 2012, Pleasant was promoted to Assistant Defensive Backs Coach, helping Michigan's total defense (320.0 ypg.) and passing yards allowed (169.5 ypg.) improve to No. 13 and No. 5 in the country, respectively. Following Michigan's 2012 season, Pleasant was one of 30 coaches nationwide invited to the NCAA Future Football Coaches Academy in San Antonio.

Pleasant coached defensive backs at Grand Blanc (Mich.) H.S. in 2010 and was a behavioral specialist/special needs teacher in the Flint (Mich.) Community School District. His duties included working directly with cognitively-impaired and academically-neglected adult students to help educate them within the Flint school district.

Pleasant was a three-year letterman at Wisconsin from 2005-08, ap-

STAFF BIOS

pearing in 41 career games with 14 starts at safety. He finished his collegiate career with 80 tackles, 4.5 tackles for loss, two sacks, one forced fumble and appeared in four consecutive bowl games: Capitol One (2005 and 2006), Outback (2007) and Champs Sports (2008). Pleasant received a master's degree in education while coaching at Michigan and earned his bachelor's degree in sociology from Wisconsin in 2009.

Pleasant is a native of Flint, Mich., where he graduated from the city's Montrose H.S., receiving Class B all-state honorable mention honor at safety his senior year. He attended Flint Northern H.S. and earned all-city running back honors as a sophomore.

PLEASANT FOOTBALL HISTORY

| | | |
|---------------------|----------------------------|----------------------------|
| 2005-08 | Safety | Wisconsin |
| 2010 | Defensive Backs | Grand Blanc H.S. (Mich.) |
| 2011-12 | Defensive Assistant | Michigan |
| 2013 | Offensive Assistant | Washington Redskins |
| 2014-Present | Defensive Assistant | Washington Redskins |



RAY WRIGHT

**STRENGTH AND
CONDITIONING**

15TH NFL SEASON // 7TH WITH REDSKINS

Ray Wright is entering his fifth season of his second stint with the Redskins after being named the head strength and conditioning coach on February 12, 2010.

Wright joined the Redskins after spending eight seasons with the Houston Texans. He was named the Texans' head strength and conditioning coach in 2009 after serving the previous seven seasons as the team's assistant strength and conditioning coach.

Wright oversees all aspects of the Redskins' workout program, getting the team in peak condition for training camp and throughout the season. He is certified by both the National Strength and Conditioning Association and the American College of Sports Medicine.

Before going to Houston, Wright spent one season as the assistant strength and conditioning coach at the University of Maryland in 2001, helping the Terrapins' football team capture the Atlantic Coast Conference title and a berth in the Orange Bowl.

Prior to his stint in College Park, Wright spent six months with the Chicago Bears as a college and pro personnel assistant. He spent the 2000 season as the recruiting coordinator at Cornell University.

This marks Wright's second stint with the Redskins as he originally entered the NFL in 1997 as a scouting intern with Washington. He was promoted to college/pro scouting administrator in 1998, then to the club's director of player programs in 1999.

Wright played football at Duke from 1990-95 before working as a personal trainer for one year in Durham, N.C.

A native of Fort Worth, Texas, Wright is a certified strength and conditioning specialist by the American College of Sports Medicine. He is married to his wife, Angela.



BRET MUNSEY

SPECIAL PROJECTS

2ND NFL SEASON // 1ST WITH REDSKINS

Bret Munsey was hired to oversee Special Projects as part of the team's coaching staff during the 2014 offseason.

Prior to joining the Redskins, Munsey served as a National Football Scout for the Philadelphia Eagles during the 2013 season. He spent the 2011-12 season as the head coach of the Orlando Predators of the Arena Football League. Prior to his stint in Orlando, he served two seasons as the director of player personnel for the Florida Tuskers of the UFL (2009-10), working with current Redskins head coach Jay Gruden and defensive coordinator Jim Haslett.

From 2006-08, Munsey served as head coach of the AFL's Philadelphia Soul, Munsey finished with a 35-20 overall record, including a 13-3 record and Arena Bowl title in 2008. In his first season with the Soul, Munsey led the team to their first postseason appearance in franchise history in his first season, finishing with a 9-7 record.

During his first stint with the Predators in 2003 he served as the team's secondary coach and director of player personnel.

In 2002, Munsey was the head coach of the Tennessee Valley Vipers in the AF2 league where he was named the league's coach of the year. He spent one season with the Carolina Cobras of the AFL in 2001, after beginning his coaching career in 2000 as the defensive coordinator of the Augusta Stallions of the AF2 league.

A native of Winter Park, Fla., Munsey was a three-sport star at Winter Park H.S. He played collegiately at Concord University (W.Va.) and played professionally for the Predators from 1991-95.



PLAYER BIOS



ACTIVE ROSTER






PLAYER BIOS



ACTIVE ROSTER





DAVID AMERSON

CORNERBACK
6-1 | 205
DOB: 12/8/91



2ND NFL SEASON
NORTH CAROLINA STATE
DUDLEY H.S. (GREENSBORO, N.C.)

MILESTONES

NFL debut: 9/9/13 (vs. PHI)... **First INT:** 9/29/13 (at OAK, Matt Flynn)...
First INT TD: 9/29/13 (at OAK, Matt Flynn, 45 yards)

TRANSACTIONS

Selected by the Washington Redskins in the second round (51st overall) of the 2013 NFL Draft.

PRO

Was the Redskins' top selection in the 2013 NFL Draft... Made his NFL debut in the 2013 season opener at only 21 years of age... Played in all 16 games as a rookie, starting eight times and contributing frequently in the slot.

YEAR-BY-YEAR

2014 (REDSKINS)

Started at HOU (9/7), tying for third on the team with five tackles (all solo)... Started vs. JAX (9/14), registering four solo tackles and two passes defended... Recorded four tackles (all solo) in a start at PHI (9/21)... Started and accrued eight tackles (six solo) vs. NYG (9/25)... Made three solo tackles in a start vs. SEA (10/6)... Made two solo tackles (one for loss) in a start at ARI (10/12) before exiting with a concussion... Started and recorded two solo tackles in a win vs. TEN (10/19)... Started in an overtime win at DAL (10/27), making four solo tackles.

2013 (REDSKINS)

Appeared in all 16 games during his rookie season, earning eight starts... Made 47 tackles (39 solo) and recorded two interceptions, including his first, which he returned 45 yards for a touchdown... Started at cornerback in his NFL debut vs. PHI (9/9), registering four tackles (two solo) and a pass defended... Had six tackles (five solo) at GB (9/15)... Started as the team's third cornerback vs. DET (9/22) and posted three tackles (two solo) with two passes defended... Recorded his first career interception at OAK (9/29), returning it 45 yards for a touchdown. The 45-yard interception return for touchdown by Amerson was the longest by a Redskins' rookie since cornerback Champ Bailey scored on a 59-yard interception return at Arizona on Oct. 17, 1999... Posted a solo tackle at DAL (10/13)... Tied for second on the team with five tackles (three solo) and added a pass defended vs. CHI (10/20)... Started at DEN (10/27), contributing three solo tackles and a pass defended... Started and recorded six tackles (five solo) and the second interception of his career vs. SD (11/3)... Saw action in a reserve role at MIN (11/7)... Started and posted five solo tackles at PHI (11/17)... Contributed a solo tackle vs. SF (11/25)... Recorded three tackles (two solo), a forced fumble and a pass defended vs. NYG (12/1)... Started and finished with two solo tackles vs. KC (12/8)... Started and recorded three solo tackles at ATL (12/15)... Started and made two solo tackles vs. DAL (12/22)... Posted two tackles and two passes defended at NYG (12/29).

COLLEGE

Started the final 35 of his 39 games at North Carolina State... Recorded 18 interceptions for 293 yards in returns (16.3 avg.) and three touchdowns... His 18 interceptions tied John Talley of Duke (2003-06) for third on the ACC's all-time list... His three interception returns for touchdowns are the most in school history and one shy of the ACC career-record of four... Recorded 169 tackles (131 solos) and two stops for loss in his career... Recovered one fumble, deflected 18 passes and gained 42 yards on a pair of kickoff returns... Won 12 of the 14 games in which he had at least one interception... As a junior in 2012, was named to the All-ACC second team, recording five interceptions and a career-high 60 tackles (48 solos) in 13 games started... As a sophomore in 2011, earned All-American and All-ACC honors as he set school and league season records with 13 interceptions with 205 return yards, including two touchdowns. His 13 picks led the nation... Recipient of the Jack Tatum Award after the season, given annually to the nation's top defensive back... Named the College Football Performance Awards Defensive Back of the Year... The 13 interceptions tied George Shaw of Oregon (1951) for the second-most interceptions in major college history, one shy of Washington's Al Worley (14 in 1968)... Became just the third player in conference history to intercept at least 10 passes, (North Carolina's Dre Bly - 11 in 1996, and Maryland's Bob Sullivan - 10 in 1965)... In 2010, was one of just five true freshmen to start a game for the Wolfpack, playing in 13 games with nine starts... Finished with 50 tackles (39 solos) and one pass deflection on defense.

PERSONAL

Attended Dudley H.S. in Greensboro, N.C... Starred as a safety and running back... Received a four-star rating and was ranked as the nation's 16th-best safety and sixth-best overall prospect in the state of North Carolina by Rivals.com... Was also named to the 2009 NCPreps.com 4A all-state football team... As a junior, he recorded 60 tackles and nine interceptions... In his senior campaign, produced 55 tackles and six picks... Also averaged 14 yards per punt return that season and excelled in the classroom, graduating with a 3.5 grade-point average... Was a sociology major... Is the son of Tawanna Taylor... Born Dec. 8, 1991 in Honolulu, Hawaii.

YEAR-BY-YEAR STATS

DEFENSE

| Year | Team | G | GS | Tack | Solo | Sack | INT | PD |
|---------------|------|-----------|-----------|-----------|-----------|----------|----------|-----------|
| 2013 | Was | 16 | 8 | 47 | 39 | 0 | 2 | 10 |
| 2014 | Was | 8 | 8 | 32 | 30 | 0 | 0 | 2 |
| Career | | 24 | 16 | 79 | 69 | 0 | 2 | 12 |

*Tackle stats according to STATS, LLC

ADDITIONAL

INT Touchdowns: 1 in 2013

CHRIS BAKER

NOSE TACKLE
6-2 | 325
DOB: 10/8/87



3RD NFL SEASON
HAMPTON
WINDSOR H.S. (WINDSOR, CONN.)



MILESTONES

NFL debut: 11/9/09 (vs. PIT)... **First NFL start:** 12/15/13 (at ATL)... **Redskins debut:** 9/23/12 (vs. CIN)... **First sack:** 10/20/13 (vs. CHI, Jay Cutler)

TRANSACTIONS

Signed as a college free agent by the Denver Broncos on April 27, 2009... Waived by the Broncos on Sept. 3, 2010... Signed by the Miami Dolphins to the practice squad on Oct. 7, 2010... Signed to the Dolphins active roster on Nov. 26, 2010... Waived by the Dolphins on July 31, 2011... Signed by the Washington Redskins to the practice squad on Sept. 5, 2011... Signed to Redskins active roster on Dec. 6, 2011.

PRO

Appeared in one game each for Denver (2009) and Miami (2010) before playing in 14 games with Washington in 2012... Played a career-high 15 games with the Redskins in 2013 and notched his first career sack... Enters 2014 credited by STATS, LLC with 43 tackles (23 solo), a sack and two passes defended in 31 career games played with three starts.

YEAR-BY-YEAR

2014 (REDSKINS)

Started at left defensive end at HOU (9/7), contributing three tackles (two solo)... Started at nose tackle vs. JAX (9/14), making three solo tackles... Started at nose tackle and recorded two tackles (one solo) at PHI (9/21)... Made three tackles (one solo) vs. NYG (9/25)... Started at nose tackle and contributed three tackles (one solo) vs. SEA (10/6)... Added three solo tackles in a start at nose tackle at ARI (10/12)... Recorded a solo tackle vs. TEN (10/19)... Started in an overtime win at DAL (10/27), making two tackles (one solo).

2013 (REDSKINS)

Played in a career-high 15 games and made three starts... Had an assisted tackle in reserve action vs. PHI (9/9)... Saw action as a reserve at GB (9/15)... Inactive vs. DET (9/22)... Had three assisted tackles in reserve at OAK (9/29)... Had a solo tackle in reserve at DAL (10/13)... Registered three tackles (two solo), including his first career sack vs. CHI (10/20)... Had a solo tackle in reserve at DEN (10/27)... Contributed on defense and special teams vs. SD (11/3)... Had an assisted tackle at MIN (11/7)... Posted two tackles at PHI (11/17)... Had a career-high three solo tackles vs. SF (11/25)... Saw action in reserve vs. NYG (12/1)... Had an assisted tackle vs. KC (12/8)... Made his first NFL start at ATL (12/15), collecting four tackles (three solo) and a pass defended... Started and made an assisted tackle vs. DAL (12/22)... Started at NYG (12/29), recording a career-high seven tackles (six solo), including three for loss.

2012 (REDSKINS)

Appeared in 14 regular season games, registering 26 tackles (14 solo), four quarterback pressures and a pass defended, all as credited by the coaching staff... Was inactive for the team's season-opening win at NO (9/9) and at STL (9/16)... Made his Redskins debut vs. CIN (9/23), making one solo tackle... Saw action on the defensive line in win at TB (9/30) and vs. ATL (10/7)... Had one solo tackle vs. MIN (10/14)... Had two tackles in reserve

at NYG (10/21)... Had a solo tackle in reserve at PIT (10/28)... Had two tackles in reserve vs. CAR (11/4)... Had a pass defended in a win vs. PHI (11/18)... Saw action in reserve in a Thanksgiving Day win at DAL (11/22)... In a win vs. NYG (12/3) on Monday Night Football, registered three tackles (one solo) in reserve action... Had three tackles (one solo) in a win vs. BAL (12/9)... Had a solo tackle in a win at CLE (12/16)... Saw action on defense and special teams in a win at PHI (12/23)... Had an assisted tackle in a division-clinching win vs. DAL (12/30)... Had an assisted tackle in the NFC Wild Card Round vs. SEA (1/6).

2011 (REDSKINS)

Added to the Redskins' practice squad on Sept. 5... Promoted to the active roster on Dec. 6, but was placed on the Reserve/Injured list a week later with a quadriceps injury.

2010 (BRONCOS/DOLPHINS)

Joined the Dolphins' practice squad on Oct. 7... Saw action at OAK (11/28).

2009 (BRONCOS/DOLPHINS)

Entered the NFL as a college free agent with the Broncos... Appeared in one game vs. PIT (11/9).

COLLEGE

Posted 69 tackles (32 solo), 8.5 sacks (60 yds.) and one blocked kick in 11 games, with eight starts in one season at Hampton University in 2008 after transferring... In 2006-07, played for Penn State University and registered 43 tackles (21 solo) and 4.5 sacks (37 yds.) in 20 games (8 starts) in two seasons... Helped the Nittany Lions rank seventh in the nation against the run (87.9 ypg) in 2007... Led the defensive line with 37 tackles while posting 4.5 sacks in 2007... Saw action in eight games for Penn State as a redshirt freshman in 2006.

PERSONAL

Played two seasons of football at Windsor H.S. in Windsor, Conn... Voted senior class president in high school... In 2013, helped the Washington Redskins Charitable Foundation and Macy's send 200 children back to school in style at the Macy's Back to School Shopping Spree. Also made a Play 60 Super School visit to Glebe Elementary School... In 2012, frequently participated in the team's 80th Anniversary Thank You Tour throughout Virginia, Maryland and Washington, D.C... Volunteered at the annual Redskins All-Star Survivors Celebration, an event that provides an afternoon of pampering for area women battling breast cancer... Was a featured panelist at the WRCF and Coca-Cola "4th & Life" program, an event for high school athletes that focuses on being successful on the field and in the classroom... Spoke to students about the importance of living a healthy lifestyle and led fitness stations at the WRCF and NFL's Play 60 Super School visit... Led exercise station at the WRCF Play 60 Mini-Combine... Christopher Isaiah Baker was born on Oct. 8, 1987, in Windsor, Conn... Nicknamed "Swaggy."

YEAR-BY-YEAR STATS

DEFENSE

| Year | Team | G | GS | Tack | Solo | Sack | PD | FF | FR |
|---------------|------|-----------|----------|-----------|-----------|----------|----------|----------|----------|
| 2009 | Den | 1 | 0 | 0 | 0 | 0 | 0 | 0 | 0 |
| 2010 | Mia | 1 | 0 | 0 | 0 | 0 | 0 | 0 | 0 |
| 2012 | Was | 14 | 0 | 15 | 8 | 0 | 1 | 0 | 0 |
| 2013 | Was | 15 | 3 | 28 | 16 | 1 | 1 | 0 | 0 |
| 2014 | Was | 8 | 6 | 20 | 13 | 0 | 0 | 0 | 0 |
| Career | | 39 | 9 | 62 | 37 | 1 | 2 | 0 | 0 |

**Tackle stats according to STATS, LLC*

POSTSEASON

2012 (WAS): 1 G, 1 assisted tackle

CAREER HIGHS

SINGLE-GAME

| | |
|-----------------------|----------------------------------|
| Total Tackles: | 7, at New York Giants (12/29/13) |
| Solo Tackles: | 6, at New York Giants (12/29/13) |
| Sacks: | 1, vs. Chicago (10/20/13) |



E.J. BIGGERS

CORNERBACK
6-0 | 185
DOB: 6/13/87



6TH NFL SEASON
WESTERN MICHIGAN
NORTH MIAMI BEACH (FLA.) H.S.

MILESTONES

NFL debut: 9/12/10 (vs. CLE)... **Redskins debut:** 9/9/13 (vs. PHI)... **First start:** 9/12/10 (vs. CLE)... **First INT:** 9/12/09 (vs. CLE, Jake Delhomme)... **First FF:** 11/4/12 (at OAK, Marcel Reese)... **First sack:** 11/25/12 (vs. ATL, Matt Ryan)

TRANSACTIONS

Originally selected by the Tampa Bay Buccaneers in the seventh round (No. 217) of the 2009 NFL Draft... Signed with the Washington Redskins as an unrestricted free agent on March 20, 2013... Re-signed with the Redskins on March 27, 2014.

PRO

Re-signed with the Redskins in 2014 having previously appeared in 61 career games with 29 career starts... Credited by STATS, LLC with 186 career tackles (154 solo), 30 passes defended, four interceptions, two forced fumbles and a sack.

YEAR-BY-YEAR

2014 (REDSKINS)

Contributed on defense and special teams at HOU (9/7)... Recorded two passes defended vs. JAX (9/14)... Made one solo tackle at PHI (9/21)... Contributed two assisted tackles vs. NYG (9/25)... Registered four tackles (three solo) vs. SEA (10/6)... Contributed six solo tackles and a pass defended at ARI (10/12)... Started as a third cornerback and recorded a pass defended vs. TEN (10/19)... Contributed three solo tackles in an overtime win at DAL (10/27).

2013 (REDSKINS)

Appeared in all 16 games, making five starts... Started at cornerback in his Redskins debut vs. PHI (9/9), compiling seven tackles (five solo) and a pass defended... Saw action in reserve at GB (9/15) and vs. DET (9/22)... Had three tackles (two solo) in a win at OAK (9/29)... Contributed on defense and special teams at DAL (10/13)... Played in a reserve role vs. CHI (10/20)... Started at safety and had four tackles (three solo) at DEN (10/27)... Started vs. SD (11/3), adding three tackles and recording his first interception as a Redskin by picking off Philip Rivers... Contributed two tackles (one solo) at MIN (11/7)... Posted a solo tackle at PHI (11/17), vs. SF (11/25) and vs. NYG (12/1)... Had two solo tackles vs. KC (12/8)... Started in a four-corner set at ATL (12/15), recording five tackles (one solo)... Started and made two solo tackles vs. DAL (12/22)... Recorded a solo tackle at NYG (12/29).

2012 (BUCCANEERS)

Played in 13 games, starting 12... Credited by STATS, LLC with 49 tackles (39 solo), seven passes defended, two forced fumbles, one sack and one interception... Missed the first three games of the season with a foot injury and returned in a reserve role in a Week 4 loss to the Redskins... After Tampa's bye in Week 5, made his return to the starting lineup in Week 6 vs. KC (10/14) and had a pass defended... Had his first interception of the season in Week 7, picking off Carson Palmer at OAK (11/4/12). Earlier in the game, he forced the first fumble of his career, separating Marcel Reese from the ball... Registered his first career sack vs. ATL (11/25), registering

a sack-fumble against Matt Ryan... Started the final 12 games of the season.

2011 (BUCCANEERS)

Played in all 16 games, starting six... Totaled 55 tackles (according to STATS, LLC), one interception and 10 passes defended... Tied for second on club with seven special teams tackles... Started season opener vs. DET (9/11) and recorded two tackles... Tied a career high with seven tackles and two passes defended. Added career-high three tackles on special teams... Started Week 4 game vs. IND (10/3) and recorded three tackles... Recorded a career-high four passes defended, one interception and four tackles in Week 6 win vs. NO (10/16)... Started as an extra defensive back at GB (11/20) and notched two tackles... Posted five tackles and two passes defended at TEN (11/27)... Recorded five tackles and one pass defended vs. CAR (12/4)... Notched four tackles in start at ATL (1/1).

2010 (BUCCANEERS)

Played in all 16 games, starting six... Had 50 tackles (44 solo), according to STATS, LLC, 11 passes defended and one interception... Made his NFL debut in a starting role vs. CLE (9/12), earning his first career interception in the game with a pick off of Browns QB Jake Delhomme.

2009 (BUCCANEERS)

Spent his entire rookie season on the Reserve/Injured list with a shoulder injury suffered in practice.

COLLEGE

Started 40 of the 46 games he played from 2005-08... Finished his career with seven interceptions, including four as a sophomore in 2006... Started all 13 games as a senior in 2008, garnering second-team All-MAC honors... Had interceptions in three straight games (Temple, Ohio, Northern Illinois) in 2006... Majored in family studies.

PERSONAL

Attended North Miami Beach (Fla.) H.S., playing defensive back and quarterback... Named Dade County Player of the Year, given annually to the best player in Miami... Rated as the 38th-best cornerback prospect by Rivals.com and the No. 67 prospect in the state of Florida coming out of high school... Picked off 16 passes during his prep career... Was active in Play 60 events in the Tampa/Fort Lauderdale community during his time with the Buccaneers... Is the son of Sandra Biggers... Was born Edjuan Biggers on June 13, 1987, in Miami.

YEAR-BY-YEAR STATS

DEFENSE

| Year | Team | G | GS | Tack | Solo | Sack | INT | PD |
|---------------|------|-----------|-----------|-----------------|------------|----------|----------|-----------|
| 2009 | TB | | | Injured Reserve | | | | |
| 2010 | TB | 16 | 6 | 50 | 44 | 0 | 1 | 11 |
| 2011 | TB | 16 | 6 | 55 | 50 | 0 | 1 | 10 |
| 2012 | TB | 13 | 12 | 49 | 39 | 1 | 1 | 7 |
| 2013 | Was | 16 | 5 | 32 | 21 | 0 | 1 | 2 |
| 2014 | Was | 8 | 2 | 16 | 13 | 0 | 0 | 4 |
| Career | | 69 | 31 | 202 | 167 | 1 | 4 | 34 |

**Tackle stats according to STATS, LLC*

ADDITIONAL

Fumbles Forced-Recovered: 2-0 in 2012

CAREER HIGHS

SINGLE-GAME

| | |
|-------------------------|---|
| Total Tackles: | 7, multiple times, last vs. Philadelphia (09/09/13) |
| Solo Tackles: | 7, three tackles, last vs. Carolina (12/04/11) |
| Sacks: | 1, vs. Atlanta (11/22/12) |
| Interceptions: | 1, four times, last time vs. San Diego (11/03/13) |
| Passes Defensed: | 4, vs. New Orleans (10/16/11) |
| Forced Fumbles: | 1, twice, last time vs. Atlanta (11/25/12) |

STEPHEN BOWEN

DEFENSIVE END
6-5 | 300
DOB: 3/28/84



72

9TH NFL SEASON
HOFSTRA
HALF HOLLOW HILLS WEST H.S. (DIX HILLS, N.Y.)



HONOR ROLL

Defensive Captain (2012)
Redskins Ed Block Courage Award (2011)

MILESTONES

NFL debut: 12/31/06 (vs. DET)... **Redskins debut:** 9/11/11 (vs. NYG)...
First sack: 12/31/06 (vs. DET, Jon Kitna)... **First multi-sack game:** 10/2/11
(at STL, 1/5)... **First FF:** 11/15/09 (at GB, Aaron Rodgers)... **First FR:**
11/13/11 (at MIA, Matt Moore)

TRANSACTIONS

Originally signed as a college free agent by the Dallas Cowboys on May 1, 2006... Signed by the Washington Redskins as an unrestricted free agent on July 29, 2011.

PRO

Unrestricted free agent signing from the 2011 offseason who has grown into a team leader along the defensive line... Enters 2014 having played in 101 career games with 53 starts... Starts the 2014 season having been credited by STATS, LLC with 156 career tackles (89 solo), 12.5 sacks, eight passes defended, one forced fumble and one fumble recovery in his career... Named the Redskins 2011 Ed Block Courage Award Winner after posting career numbers despite enduring family hardship throughout the season.

YEAR-BY-YEAR

2014 (REDSKINS)

Activated from Reserve/Physically Unable to Perform list on Oct. 18... Recorded one solo tackle in his season debut vs. TEN (10/19)... Made a solo tackle in an overtime win at DAL (10/27).

2013 (REDSKINS)

Started at defensive end and had two tackles (one solo) vs. PHI (9/9)... Started and registered a solo tackle at GB (9/15)... Started vs. DET (9/22) and added three tackles... Started in a win at OAK (9/29) and posted four tackles (one solo)... Started and added three solo tackles at DAL (10/13)... Started and posted two tackles (one solo) vs. CHI (10/20)... Started and had three solo tackles at DEN (10/27)... Started and knocked down a pass vs. SD (11/3)... Started and registered a solo tackle at MIN (11/7)... Started at PHI (11/17) before exiting the game with a knee injury... Inactive vs. SF (11/25)... Placed on the Reserve/Injured list on Nov. 26.

2012 (REDSKINS)

Started all 17 regular season and postseason games for Washington and was voted as one of the team's defensive captains at midseason... Had 51 tackles (31 solo) as credited by coaches with 32 quarterback pressures, three passes defended and a sack. Started and posted a single-game career high two passes defended in a season-opening win at NO (9/9)... Started and had a sack and a pass defended at STL (9/16)... Started and helped hold the Bengals to 3.3 yards per carry vs. CIN (9/23)... Started at defensive end at TB (9/30)... Started and had two tackles and a quarterback hit vs. ATL (10/7)... Started and had four tackles (three solo), three tackles for loss, a

quarterback hit and half a sack vs. MIN (10/14)... Started and had two tackles at NYG (10/21)... Started and had two tackles at PIT (10/28)... Started and had five tackles at CAR (11/4)... Named as a team captain prior to the team's Week 11 vs. PHI (11/18)... Had two tackles (both solo) and registered his first full sack of the season while starting in a Thanksgiving Day win at DAL (11/22)... Started at defensive end in a win vs. NYG (12/3) on Monday Night Football and registered four tackles (one solo)... Started in wins vs. BAL (12/9) and at CLE (12/16)... Started in a win vs. PHI (12/23) and pressured Eagles QB Nick Foles into an intentional grounding penalty on the final play of the game to secure the win via 10-second run-off... Started and had two tackles in a division-clinching win vs. DAL (12/30)... Had three assisted tackles and a half-sack in the NFC Wild Card Round vs. SEA (1/6).

2011 (REDSKINS)

Started in all 16 games... Amassed career highs in tackles (58) and sacks (six), which also led all Redskins defensive linemen... Recipient of the team's Ed Block Courage Award... Started at right defensive end vs. NYG (9/11) in his first game as a Redskin and recorded two tackles (two solo), one sack and two quarterback pressures... Started at right defensive end vs. ARI (9/18) and finished with one tackle... Started at right defensive end at DAL (9/26) and recorded three tackles (three solo), including one tackle for a loss... Started at right defensive end at STL (10/2) and recorded four tackles (four solo) and a career-high 1.5 sacks... Started at right defensive end vs. PHI (10/16) and recorded four tackles (three solo)... Started at right defensive end at CAR (10/23) and recorded two tackles (one solo)... Started at right defensive end at BUF (10/30) and recorded five tackles (four solo) and one sack... Started at right defensive end vs. SF (11/6) and recorded six tackles (three solo)... Started at right defensive end at MIA (11/13) and recorded two tackles and one fumble recovery... Started at right defensive end vs. DAL (11/20) and recorded three tackles (two solo) and one sack... Started at right defensive end at SEA (11/27) and recorded nine tackles (four solo)... Started at right defensive end vs. NYJ (12/4) and recorded two tackles (one solo)... Started at right defensive end vs. NE (12/11) and recorded four tackles (two solo), .5 sacks and one pass defended... Started at right defensive end at NYG (12/18) and recorded five tackles (three solo), one sack and one pass defended... Started at right defensive end vs. MIN (12/24) and recorded four tackles (three solo)... Started at right defensive end at PHI (1/1/12) and recorded two solo tackles.

2010 (COWBOYS)

Played in 16 games with nine starts... Totaled 16 tackles (10 solo), 1.5 sacks and one pass defended... Played defensive end vs. JAX (10/31) and recorded two tackles and .5 sacks... Started at defensive end at GB (11/7) and tallied a season-high six tackles... Started at defensive end vs. DET (11/21) and notched one tackle and a sack.

2009 (COWBOYS)

Played in all 16 regular season games with six starts... Career-high 33 quarterback pressures... Opened the season at TB (9/13) with four tackles and two pressures before tacking on two more tackles in the Cowboys Stadium opener vs. NYG (9/20)... Notched his first sack of the season – second of his career – with a seven-yard takedown of Kyle Orton to go along with a pressure at DEN (10/4)... Had three tackles, one for a loss, and a then career-best four pressures in the overtime win at KC (10/11)... Made a season-high four tackles with one pressure and his first career deflection in the win against SEA (11/1)... Earned his first career start as the club opened

the game in its nickel package, finishing with two tackles and three pressures at PHI (11/8)... Tied his season-best with four tackles along with his first career forced fumble on a sack at GB (11/15)... Notched three tackles, two pressures and a breakup against WAS (11/22) before tacking on his third sack of the season with three tackles and two pressures against SD (12/13)... Tied his then season and career-best with four pressures with one pass breakup at the previously undefeated NO (12/19)... Upped his single-game career-high with five quarterback pressures as the club shutout PHI (1/3/10) to claim the NFC East title... Had two tackles and two pressures as the club did not yield a rushing first down for the first time in team playoff history in the Wild Card Playoff win over PHI (1/9/10)... Finished with five tackles in the Divisional Playoff loss at MIN (1/17/10).

2008 (COWBOYS)

Played in 13 regular season games with 12 starts... Posted a then career-best 28 tackles along with nine quarterback hurries... Opened the season with three tackles and a quarterback hurry at CLE (9/7)... At NYG (11/2) registered a season-high five tackles along with two quarterback hurries... Posted his first career tackle for a loss at SF (11/23) along with three tackles... Had four tackles and a tackle for loss against BAL (12/20) in the final game at Texas Stadium.

2007 (COWBOYS)

Played in 15 regular season games and one postseason contest; inactive against DET (10/7)... In his first full NFL season, tied for fourth on the team with nine quarterback pressures (tied for second among defensive linemen)... Worked into the defensive line rotation as a backup to Chris Canty at right end... His 23 tackles were good for fifth on the team among defensive linemen... Recorded his first tackle of the year in the win at CHI (9/23). Also tied his season-high total for quarterback pressures against the Bears with two... In the win at GB (11/29), his quarterback pressure led to an interception by Ken Hamlin... Recorded a season-high four tackles – tied for fourth on the team – while tying his season-high with two quarterback pressures in the loss vs. PHI (12/16).

2006 (COWBOYS)

Earned a spot on the Cowboys practice squad after training camp and was elevated to the team's active roster after eight games on Nov. 7... Was inactive for his first seven games on the active roster, but made his NFL debut in the season-ending loss to DET (12/31)... Recorded his first career sack, dropping Jon Kitna for a six-yard loss, to go along with one other tackle in the loss to the Lions... Was inactive for the playoff loss at SEA (1/6/07).

CAREER HIGHS

SINGLE-GAME

Total Tackles: 6, at Green Bay (11/07/10)
Solo Tackles: 4, twice, last time at St. Louis (10/02/11)
Sacks: 1.5, at St. Louis (10/02/11)
Passes Defensed: 2, at New Orleans (09/09/12)
Forced Fumbles: 1, at Green Bay (11/15/09)
Fumble Recoveries: 1, at Miami (11/13/11)

SINGLE-SEASON

Total Tackles: 41 (2011)
Solo Tackles: 21 (2011)
Sacks: 6 (2011)
Passes Defensed: 2 (2009)
Forced Fumbles: 1 (2009)
Fumble Recoveries: 1 (2011)

COLLEGE

A three-year starter at Hofstra, finished his career with 168 tackles, 14.5 sacks and one interception – which he returned for a touchdown... As a senior, had 11 tackles for a loss and two passes defensed... As a junior, had a career-high nine tackles at New Hampshire and had eight stops in two other games... Finished his junior year with a career-high 68 tackles... Played in all 12 games as a sophomore, recording 49 stops, three sacks and one fumble recovery.

PERSONAL

Named the Redskins 2011 Ed Block Courage Award recipient after playing at a high level despite a number of personal hardships that included the passing of his infant son and his mother-in-law... Launched the “Skyler’s Gift Foundation” in honor of his late son to support families that have lost premature children and to help fund research to prevent premature loss... In 2013, volunteered at the annual All-Star Survivors Celebration, an event that offers an afternoon of pampering to area women battling breast cancer... Participated in Coca-Cola’s Get the Ball Rolling Flag Football Experience... Supported the Muscular Dystrophy Association Gala... During the 2012 season, participated in the team’s 80th Anniversary Thank You Tour throughout Virginia, Maryland and Washington, D.C... Coached students at the WRCF and Coca-Cola “Play 60 Flag Football Clinic” as part of the Live Positively: Get the Ball Rolling initiative... In 2011, participated in the Pros vs. GI Joes video game competition between Redskins players and troops stationed in Kandahar, Afghanistan... Attended Half Hollow Hills West H.S. in Dix, N.Y... Was a standout performer in both football and basketball... As a senior, recorded 235 rushing yards and four touchdowns to go along with 330 receiving yards and five touchdowns. Also had 97 tackles on defense... Full name is Stephen Alexander Bowen... He and his wife, Tiffany, have a girl, Trinity, and two sons, Stephen III and the late Skyler.



YEAR-BY-YEAR STATS

DEFENSE

| Year | Team | G | GS | Tack | Solo | Sack | PD | FF | FR |
|---------------|------|------------|-----------|------------|-----------|-------------|----------|----------|----------|
| 2006 | Dal | 1 | 0 | 1 | 1 | 1 | 0 | 0 | 0 |
| 2007 | Dal | 16 | 0 | 13 | 9 | 0 | 0 | 0 | 0 |
| 2008 | Dal | 14 | 0 | 17 | 6 | 0 | 0 | 0 | 0 |
| 2009 | Dal | 16 | 2 | 18 | 12 | 3 | 2 | 1 | 0 |
| 2010 | Dal | 16 | 9 | 22 | 16 | 1.5 | 1 | 0 | 0 |
| 2011 | Was | 16 | 16 | 41 | 21 | 6 | 1 | 0 | 1 |
| 2012 | Was | 16 | 16 | 25 | 13 | 1 | 3 | 0 | 0 |
| 2013 | Was | 10 | 10 | 19 | 11 | 0 | 1 | 0 | 0 |
| 2014 | Was | 2 | 0 | 2 | 2 | 0 | 0 | 0 | 0 |
| Career | | 107 | 53 | 158 | 91 | 12.5 | 8 | 1 | 1 |

*Tackle stats according to STATS, LLC

POSTSEASON

| Year | Team | G | GS | Tack | Solo | Sack | PD | FF | FR |
|---------------|------|----------|----------|----------|----------|------------|----------|----------|----------|
| 2007 | Dal | 1 | 0 | 0 | 0 | 0 | 0 | 0 | 0 |
| 2009 | Dal | 2 | 0 | 5 | 3 | 0 | 0 | 0 | 0 |
| 2012 | Was | 1 | 1 | 3 | 0 | 0.5 | 0 | 0 | 0 |
| Career | | 4 | 1 | 8 | 3 | 0.5 | 0 | 0 | 0 |



BASHAUD BREELAND

CORNERBACK
5-11 | 197
DOB: 1/30/92



26

ROOKIE
CLEMSON
ALLENDALE-FAIRFAX H.S. (ALLENDALE, S.C)

MILESTONES

NFL debut: 9/7/14 (at HOU)... **First NFL start:** 9/7/14 (at HOU)... **First INT:** 10/19/14 (vs. TEN, Charlie Whitehurst)

TRANSACTIONS

Selected by the Washington Redskins in the fourth round (102nd overall) of the 2014 NFL Draft.

YEAR-BY-YEAR

2014 (REDSKINS)

Made his NFL debut at HOU (9/7), starting as a third cornerback and registering a solo tackle... Started as a third cornerback vs. JAX (9/14)... Recorded three solo tackles and the first forced fumble of his career at PHI (9/21)... Started and made three solo tackles vs. NYG (9/25)... Registered three tackles (one solo) in a start vs. SEA (10/6)... Started and made five solo tackles at ARI (10/12)... Started and recorded his first career interception and a then-career-high five solo tackles vs. TEN (10/19)... Started and had a career day in an overtime win at DAL (10/27), recording career highs in tackles (six, all solo), passes defended (four) and matching a career high in forced fumbles (one). Had two red zone passes defended against Dez Bryant and secured the win by knocking down a Tony Romo pass on the final play of overtime.

COLLEGE

Played at Clemson from 2010-13, compiling 159 tackles (8.5 for loss), three sacks, six interceptions, 20 pass breakups and two forced fumbles across in 37 career games with 24 starts... Earned second-team All-ACC honors from the media as a junior in 2013, playing 13 games (with 12 starts) and adding 74 tackles, four picks, two sacks, a team-high 13 pass breakups 13 games (12 starts). Tied for fifth in the ACC in interceptions... Appeared in 10 games with five starts as a sophomore in 2012, finishing the year with 32 tackles, a sack and three pass breakups... Had 53 tackles, two interceptions (returned for 93 yards) and four pass breakups during a redshirt freshman campaign that saw him start seven of the 14 games in which he appeared in 2011. Recorded first career interception at Maryland, a one-handed pick with Clemson down 35-17 that sparked the Tigers' rally to a 56-45 victory... Redshirted in 2009.

PERSONAL

Attended Allendale-Fairfax H.S. in Allendale, S.C., where he led his team to a 10-2 record as a senior. Rushed for 1,270 yards and 15 touchdowns that season and was an all-state selection by The State... Ranked as the No. 55 athlete in the nation and the No. 15 player in South Carolina by Rivals.com... Was also a starter on the basketball team and was one of the top track performers in South Carolina. Won a state title in the 400m hurdles as a sophomore and junior and helped his team to the state title in track as a junior... Majored in community recreation, sport, & camp management... Has a daughter, Jaelle Nicole Breeland... Born Jan. 30, 1992.

YEAR-BY-YEAR STATS

DEFENSE

| Year | Team | G | GS | Tack | Solo | Sack | INT | PD |
|---------------|------|----------|----------|-----------|-----------|----------|----------|----------|
| 2014 | Was | 8 | 7 | 25 | 23 | 0 | 1 | 5 |
| Career | | 8 | 7 | 25 | 23 | 0 | 1 | 5 |

**Tackle stats according to STATS, LLC*

ADDITIONAL


Fumbles Forced-Recovered: 2-0 in 2014

EVERETTE BROWN

LINEBACKER
6-1 | 263
DOB: 8/7/87



5TH NFL SEASON
FLORIDA STATE
BEDDINGFIELD H.S. (WILSON, N.C.)



MILESTONES

NFL debut: 9/13/09 (vs. PHI)... **First NFL start:** 11/19/09 (vs. MIA)... **Redskins debut:** 10/27/14 (at DAL)... **First sack:** 10/11/09 (vs. WAS, Jason Campbell)... **First FF:** 10/11/09 (vs. WAS, Jason Campbell)... **First INT:** 10/10/10 (vs. CHI, Todd Collins)

TRANSACTIONS

Originally selected by the Carolina Panthers in the second round (43rd overall) of the 2009 NFL Draft... Released by the Panthers on September 4, 2011... Signed by the San Diego Chargers on November 1, 2011... Released by the Chargers on March 13, 2012... Signed with the Detroit Lions on March 22, 2012... Released by the Lions on August 31, 2012... Signed by the Philadelphia Eagles on January 2, 2013... Released by the Eagles on August 30, 2013... Signed with the Dallas Cowboys on October 29, 2013... Released by the Cowboys on February 28, 2014... Signed with the Washington Redskins on July 28, 2014... Released on August 30, 2014... Signed with the Redskins on October 21, 2014.

PRO

Initially joined the Redskins during training camp in 2014 before being released during final cuts... Re-joined the Redskins during the 2014 season following an injury to Brian Orakpo... Enters the 2014 season having appeared in 38 career games with three starts... Joined the Redskins having previously compiled 59 tackles (42 solo) with seven sacks, four forced fumbles, three passes defended and an interception.

YEAR-BY-YEAR

2014 (REDSKINS)

Spent the preseason with the Redskins before being released during final cuts... Signed with the Redskins in Week 8... Made Redskins debut and recorded two tackles (one solo) at DAL (10/27).

2013 (EAGLES/COWBOYS)

Signed with the Eagles on Jan. 2 and spent the offseason with the team before being cut on Aug. 30... Later signed with the Cowboys on Oct. 29... Appeared in seven games with Dallas, contributing 10 tackles (five solo), a sack and a forced fumble... Earned his first sack as a Cowboy in his first game with the team, dropping Christian Ponder vs. MIN (11/3).

2011 (PANTHERS/CHARGERS)

Spent the offseason with the Panthers before being released on Aug. 31... Signed with the Chargers on Nov. 1... Appeared in three games from Weeks 10-12 vs. OAK, at CHI and vs. DEN.

2010 (PANTHERS)

Played in 13 games with two starts for Carolina before being placed on IR with a dislocated left wrist (12/14)... Tied for second on the team with 3.5 sacks and registered 34 tackles, one forced fumble and one interception... Started vs. TB (9/19) and at NO (10/3)... Grabbed a deflected Todd Collins pass out of the air for his first career interception vs. CHI (10/10)... Sacked

Josh Freeman for a six-yard loss at TB (11/14)... Forced Joe Flacco sack-fumble vs. BAL (11/21)... Sacked Matt Ryan on consecutive fourth quarter plays vs. ATL (12/12).

2009 (PANTHERS)

Played in 15 games with one start... Inactive at DAL (9/28) with an injured ankle... Posted 25 tackles, 2.5 sacks, two forced fumbles and two passes defended and ranked second on the team with 16 quarterback pressures... Earned first career sack vs. WAS (10/11), forcing a fumble on the play... Caused a Josh Johnson fumble at TB (10/18)... Made first career start vs. MIA (11/19)... Had a half-sack at NYJ (11/29) and a full sack vs. MIN (12/20).

COLLEGE

Played in 41 games with 25 starts at Florida State from 2005-08... Finished career ranked fifth in Seminoles history with 23 sacks and second with 46.5 tackles for losses. Totaled 100 tackles, five forced fumbles, one fumble recovery and five passes defended... As a redshirt junior in 2008, named first-team All-ACC and was the runner-up for both ACC Player of the Year and ACC Defensive Player of the Year... Was a second-team All-American and a finalist for the Ted Hendricks Award, given to the nation's best defensive player... Started 13 games and finished third in the nation with 13.5 sacks and fourth with 21.5 tackles for losses, the third-highest single-season totals in school annals. Produced 36 tackles, caused a team-high four fumbles, recovered one fumble and deflected two passes... As a sophomore in 2007, played in 13 games with nine starts, making eight starts at left defensive end and one at right defensive end... Led the team with 6.5 sacks and recorded 37 tackles, 11.5 tackles for losses, one forced fumble and three passes defended... Was a Freshman All-American and All-ACC Freshman team selection by The Sporting News after playing in 13 games with three starts as a redshirt freshman in 2006. Tied for third on the team with three sacks... Played in two games before being redshirted in 2005.

PERSONAL

Attended Beddingfield H.S. in Wilson, N.C., where he developed into a four-star recruit and the top defensive lineman in the state according to Rivals.com... Recorded 120 tackles with 16 sacks as a senior and also caught 40 passes for 770 yards and 10 touchdowns as a tight end... Earned a four-star Rivals ranking. Rated No. 78 overall player in the country and the No. 3 weakside defensive end in the nation... Rated the No. 5 player in North Carolina and the state's No. 1 defensive lineman by Rivals... After college, became a franchisee of Tropical Smoothie Cafe, launching Charlotte's first franchise... Founded the Everett Brown Bag Foundation, a registered non-profit organization designed to fight childhood obesity and promote health and fitness among children and families... Son of Odell and Jenai Brown... Born Aug. 7, 1987.

CAREER HIGHS

SINGLE-GAME

| | |
|------------------------|--|
| Total Tackles: | 4, vs. Baltimore (11/21/10) |
| Solo Tackles: | 4, vs. Baltimore (11/21/10) |
| Sacks: | 1.5, vs. Atlanta (12/12/10) |
| Interceptions: | 1, vs. Chicago (10/10/10) |
| Forced Fumbles: | 1, four times, last vs. MIN (11/03/13) |

SINGLE-SEASON

| | |
|-------------------------|------------|
| Total Tackles: | 25 (2010) |
| Solo Tackles: | 20 (2010) |
| Sacks: | 3.5 (2010) |
| Passes Defensed: | 2 (2009) |
| Forced Fumbles: | 2 (2009) |

YEAR-BY-YEAR STATS

DEFENSE

| Year | Team | G | GS | Tack | Solo | Sack | INT | PD |
|---------------|------|-----------|----------|-----------|----------|----------|----------|----------|
| 2009 | Car | 15 | 1 | 22 | 15 | 2.5 | 0 | 2 |
| 2010 | Car | 13 | 2 | 25 | 20 | 3.5 | 1 | 1 |
| 2011 | SD | 3 | 0 | 2 | 2 | 0 | 0 | 0 |
| 2013 | Dal | 7 | 0 | 10 | 5 | 1 | 0 | 0 |
| 2014 | Was | 1 | 0 | 2 | 1 | 0 | 0 | 0 |
| Career | | 39 | 3 | 61 | 1 | 0 | 0 | 0 |

**Tackle stats according to STATS, LLC*

ADDITIONAL

Fumbles Forced-Recovered: 2-0 in 2009, 1-0 in 2010, 1-0 in 2013

CHRIS CHESTER

GUARD
6-3 | 303
DOB: 1/12/83



9TH NFL SEASON
OKLAHOMA
TUSTIN H.S. (TUSTIN, CALIF.)



MILESTONES

NFL debut: 10/9/06 (at DEN)... **First NFL start:** 11/19/06 (vs. ATL)...
100th NFL game: 11/22/12 (at DAL)

TRANSACTIONS

Originally selected by the Baltimore Ravens in the second round (56th overall) of the 2006 NFL Draft... Signed with the Washington Redskins as an unrestricted free agent on July 30, 2011.

PRO

Enters 2014 having played in 121 career games with 95 starts... Has started at both guard and tight end in his career... Was the only Redskin offensive lineman to start all 16 games at the same position in 2011, and followed that up by starting all 16 games at right guard again in 2012 and 2013... In 2012, was an integral part of a line that blocked for Washington's first team rushing title since 1933... In 2009, helped Baltimore offense tie a franchise record in points (391), set record for most touchdowns (47) and rushing touchdowns (22)... In 2006, Baltimore allowed a franchise-low 17 sacks.

YEAR-BY-YEAR

2014 (REDSKINS)

Started at right guard at HOU (9/7)... Started at right guard vs. JAX (9/14), helping the Redskins to 41 points and 449 net yards... Started at right guard and blocked for Kirk Cousins' 427-yard passing day at PHI (9/21)... Started at right guard vs. NYG (9/25), vs. SEA (10/6) and at ARI (10/12)... Started at right guard in a comeback win vs. TEN (10/19)... Started at right guard in an overtime win at DAL (10/27), helping Colt McCoy and the Redskins to 409 total yards.

2013 (REDSKINS)

Started all 16 games at right guard for the third consecutive season... Started and helped quarterback Robert Griffin III pass for 329 yards vs. PHI (9/9)... Started and helped the Redskins produce a 300-yard passer and 100-yard rusher at GB (9/15)... Started vs. DET (9/22) and helped Griffin III throw for 300 yards for a third consecutive week... Started at OAK (9/29) and helped the team to its first win of the season... Started at DAL (10/13), helping Washington post more than 200 yards both rushing and passing... Started vs. CHI (10/20), helping the Redskins post 499 yards and 45 points... Started at DEN (10/27)... Started vs. SD (11/3) as the Redskins posted 500 yards of offense... Started and helped the Redskins to 191 rushing yards at MIN (11/7)... Started in another 400-yard offensive performance at PHI (11/17)... Started vs. SF (11/25), vs. NYG (12/1) and vs. KC (12/8)... Started at ATL (12/15) and helped Kirk Cousins throw for 381 yards... Started vs. DAL (12/22) and at NYG (12/29).

2012 (REDSKINS)

Started all 16 regular season games at right guard for the Redskins for the second consecutive season... Started and helped allow Robert Griffin III to pass for 320 yards in a season-opening win at NO (9/9)... Started and helped the Redskins rush for 176 rushing yards at STL (9/16)... Started vs. CIN (9/23) and at TB (9/30)... Started and helped Alfred Morris to a second consecutive 100-yard rushing day vs. ATL (10/7)... Started and helped the

Redskins rush for 183 yards in a win vs. MIN (10/14)... Started at left guard at NYG (10/21), contributing to the team's 248 rushing yards and 480 yards of total offense... Started at PIT (10/28) and vs. CAR (11/4)... Started vs. PHI and helped Griffin III post a perfect passer rating (11/18)... Played in his 100th career regular season game in a Thanksgiving Day win at DAL (11/22), starting and helping Griffin III become the first quarterback in team history with consecutive four-touchdown passing games... Started and helped Morris run for a career-high 124 yards and a team total of 207 rushing yards in a win vs. NYG (12/3)... Started and helped Washington run for 172 yards in a win vs. BAL (12/9)... Started and blocked for Kirk Cousins' 329-yard debut as a starter in a win at CLE (12/16)... Started in a win at PHI (12/23)... Started and helped Morris break the single-season team rushing record with a 200-yard effort in a division-clinching win vs. DAL (12/30)... Started in the NFC Wild Card Round vs. Seattle.

2011 (REDSKINS)

Started all 16 games at right guard and was the only Redskins offensive lineman to start all 16 games at the same position... Started vs. NYG (9/11) in his first game as a Redskin and helped running back Tim Hightower rush a career-high 25 times in a season-opening win... Started vs. ARI (9/18) and helped pave the way for a running attack that totaled 35 carries for 172 yards (4.9 avg.)... Started at DAL (9/26) and helped protect quarterback Rex Grossman who passed for 250 yards... Started at STL (10/2) and blocked for a rushing attack that totaled a season-high 196 yards... Started vs. PHI (10/16) and helped protect quarterbacks Rex Grossman and John Beck to combine to pass for 260 yards... Started at CAR (10/23) for an offense that totaled 353 yards... Started at BUF (10/30)... Started vs. SF (11/6) and blocked for Beck, who completed 30 passes for 254 yards... Started at MIA (11/13)... Started vs. DAL (11/20) and protected quarterback Rex Grossman, who passed for 292 yards and two touchdowns for a quarterback rating of 95.5... Started in Washington's comeback win at SEA (11/27), helping Grossman pass for a season-high 314 yards and running back Roy Helu rush for 108 yards and a touchdown... Started vs. NYJ (12/4) and helped running back Roy Helu post his second consecutive 100-yard rushing game... Started vs. NE (12/11) for an offense that amassed a season-high 463 yards, including 170 on the ground... Started at NYG (12/18), helping the Redskins to their first sweep of the Giants since 1999... Started vs. MIN (12/24) and blocked for running back Evan Royster, who rushed for 132 yards... Started at PHI (1/1/12) and blocked for Royster's second consecutive 100-yard rushing game.

2010 (RAVENS)

Played in 14 games, starting all 14 at right guard... Helped pave way for running back Ray Rice who had 1,220 yards rushing on the year... Ravens totaled 1,831 yards on the ground and scored 11 touchdowns... Protected quarterback Joe Flacco who recorded a career-high in passing yards (3,622) and touchdowns (25)... Started at right guard in two playoff games at KC (1/9) and at PIT (1/15).

2009 (RAVENS)

Played in 16 games, with 13 starts. Helped the Ravens post 5,619 total yards, which was the second-highest total in franchise history... Was part of Ravens top three single-game yardage totals in team history (548 in game 13 vs. DET - 12/13, 501 in game 1 vs. KC - 9/13 and 479 in game 3 vs. CLE - 9/27)... Team rushed for 2,200 yards, including 1,339 yards by running back Ray Rice (third-highest total in franchise history)... In playoff game at NE

(1/10), saw extensive action from scrimmage in which the Ravens rushed for a postseason-franchise-record 234 yards and four touchdowns.

2008 (RAVENS)

Saw action in 16 games, while starting 11... Was switched back from TE after a season-ending knee injury to right guard Marshal Yanda in game 5... Ravens rushed for 2,376 yards and then-franchise-record 20 touchdowns... Was a part of an offensive line that allowed the second fewest sacks in franchise history (33)... Started in three playoff games, including at MIA (1/4), at TEN (1/10) and at PIT (1/18).

2007 (RAVENS)

Appeared in 16 games with five starts... Helped protect Ravens QBs, allowing them time to complete a franchise-record 341 passes (61.2%) for 3,308 yards and helped open holes, allowing the Ravens to rush for 1,797 yards and 11 TDs.

2006 (RAVENS)

Saw action in 11 games with four starts... Helped protect Ravens QBs, allowing a franchise-low 17 sacks, the second fewest in the NFL in 2006... Ravens rushed for 1,637 yards and 11 touchdowns... Started his first-career game at right guard and helped Jamal Lewis rush a career-high-tying three touchdowns vs. ATL.

COLLEGE

Found a home on the O-line as a senior after joining the Sooners' program as a 220-pound TE, adding over 60 pounds during college... Appeared in 22 career games, starting nine... Collected 25 knockdown blocks for a Sooners' offense that averaged 355.1 ypg in 2005... Played three positions on offense (TE, RG and C)... Used mostly on special teams as a junior... Redshirted as a freshman in 2001... Political science major.

PERSONAL

Two-time first-team Golden West All-League and All-Orange County selection by the Los Angeles Times at Tustin (Calif.) HS... Chester was rated the eighth-best TE in the nation by Rivals.com during his senior year... Gained 815 yards with 11 TDs receiving as a senior and rushed for 450 yards and five scores... Earned the League Defensive Player of the Year honors as a small forward on the basketball team as a junior... Was an accomplished basketball player and discus thrower... Was one of 32 players to attend The Wharton School of the University of Pennsylvania (Feb. 24-27 and March 25-27, 2009)... Chris and his wife, Kirbie, have three children, Sean, Sylan and Sloane... Full name: Christopher Sean Chester.

COMMUNITY

In 2013, participated in the Tyler's Kids Outreach (TKO) Football Camp at Redskins Park... Volunteered with the Washington Redskins Charitable Foundation in the annual Skin's Santa Shoppe event, which provides toys to children in need during the holiday season... That offseason, worked with the Northern Virginia Community Foundation to support philanthropic efforts in the area... Began working with ReSET, which focuses on improving STEM (Science, Technology, Engineering and Mathematics) development in high school curriculums... Donated \$5,000 to the athletic department at Broken Bow (Okla.) High School, his wife's alma mater. The year before, he donated funds for new equipment for the football team and funds for new jerseys for the basketball team at Tustin (Calif.) H.S., his alma mater... In 2011, worked with the Washington Redskins Charitable Foundation and the U.S. Marine Corps to provide 1,100 youth in need with a toy during the holiday season at the annual Skins Santa Shoppe... During the 2009 season, visited the Ronald McDonald House to pack and donate shoe boxes to send to needy children across the globe.

| YEAR-BY-YEAR STATS | | | |
|---------------------|------|------------|------------|
| GAMES/STARTS | | | |
| Year | Team | GP | GS |
| 2006 | Bal | 11 | 4 |
| 2007 | Bal | 16 | 5 |
| 2008 | Bal | 16 | 11 |
| 2009 | Bal | 16 | 13 |
| 2010 | Bal | 14 | 14 |
| 2011 | Was | 16 | 16 |
| 2012 | Was | 16 | 16 |
| 2013 | Was | 16 | 16 |
| 2014 | Was | 8 | 8 |
| Career | | 129 | 103 |
| POSTSEASON | | | |
| Year | Team | GP | GS |
| 2006 | Bal | 1 | 0 |
| 2008 | Bal | 3 | 3 |
| 2009 | Bal | 2 | 1 |
| 2010 | Bal | 2 | 2 |
| 2012 | Was | 1 | 1 |
| Totals | | 9 | 7 |



RYAN CLARK

SAFETY
5-11 | 205
DOB: 10/12/79



13TH NFL SEASON
LSU
ARCHBISHOP SHAW H.S. (MARRERO, LA.)

HONOR ROLL

Pro Bowl selection (2011 season)
Steelers Walter Payton Man of the Year (2012)
Steelers Ed Block Courage Award (2008)
The Chief Award (Steelers Media Good Guy, 2008)
USA Today All-Joe Team (2008)

MILESTONES

NFL debut: 9/5/02 (vs. SF)... **First NFL start:** 10/19/03 (vs. PHI)... **100th NFL game:** 9/19/10 (at TEN)... **100th NFL start:** 11/13/11 (at CIN)... **First INT:** 10/30/05 (at NYG, Eli Manning)... **First FF:** 12/18/05 (vs. DAL, Julius Jones)... **First FR:** 11/12/06 (vs. NO, Reggie Bush)... **First multi-FR game:** 11/12/06 (vs. NO, 2)... **First sack:** 12/28/03 (vs. CAR, Jake Delhomme)... **First postseason FF:** 1/18/09 (AFC Championship vs. BAL, Willis McGahee)... **First postseason INT:** 1/15/11 (AFC Divisional Round vs. BAL, Joe Flacco)

TRANSACTIONS

Originally entered the NFL with the New York Giants as a college free agent on April 22, 2002... Released by the Giants on October 21, 2002... Added to the Giants' practice squad on October 23, 2002... Released by the Giants on May 27, 2004... Signed with the Washington Redskins on July 31, 2004... Signed with the Pittsburgh Steelers as an unrestricted free agent on March 14, 2006... Re-signed with the Steelers on March 8, 2010... Signed with the Washington Redskins as an unrestricted free agent on April 2, 2014.

PRO

Veteran safety and vocal leader who signed on for his second stint with Washington during the 2014 offseason... Credited by coaches with at least 100 tackles in each of his last six seasons from 2008-13, including a career-high 122 in 2010... Enters 2014 having appeared in 161 career regular season games with 137 starts, amassing 807 tackles (562 solo) according to STATS, LLC, as well as 52 passes defended, 15 interceptions, six fumbles recovered, five fumbles forced and 3.5 sacks... Part of two AFC title-winning teams in 2008 and 2010, including the 2008 squad that earned a 27-23 victory in Super Bowl XLIII... In Pittsburgh, wore No. 21 in practice in honor of the late Sean Taylor, his teammate in Washington from 2004-05.

YEAR-BY-YEAR

2014 (REDSKINS)

Named a permanent defensive captain following an injury to cornerback DeAngelo Hall in September... Started at HOU (9/7), contributing five tackles (four solo) and a pass defended. Marked his first game as a member of the Redskins since an NFC Wild Card game against Seattle on Jan. 14, 2006, a span of 3,159 days... Started and registered a half-sack vs. JAX (9/14)... Started and made five tackles (two solo) at PHI (9/21)... Started vs. NYG (9/25), posting a team-high and career-high 14 tackles (seven solo)... Started and registered four tackles (two solo) vs. SEA (10/6)... Finished second on the team with seven tackles (five solo) in a start at ARI (10/12)... Started vs. TEN (10/19) and made two tackles (one solo)... Started and made five tackles (four solo) in an overtime win at DAL (10/27).

2013 (STEELERS)

Started at free safety in all 16 games... Recorded at least 10 tackles in four games... Recorded a career-high 15 tackles vs. TEN (9/8)... Totaled a team-high 11 tackles at CIN (9/16)... Recorded his 14th career interception and 11th as a Steeler and tied for the lead in tackles (seven) for defensive backs at N.Y. Jets (10/13)... Started his 100th career game as a Steeler and led the defensive backs in tackles (11) at OAK (10/27)... Returned an interception 37 yards to the Buffalo 13-yard line in the fourth quarter vs. BUF (11/10)... Recovered a fumble on the Lions' fake field goal attempt in the fourth quarter vs. DET (11/17)... Tied for the team lead with 10 tackles at GB (12/22).

2012 (STEELERS)

Started all 15 games in which he appeared... Named Steelers' Walter Payton Man of the Year... Led or tied for the team lead in tackles seven times (Weeks 2, 6, 8-12 and 15)... Finished third on team with 106 tackles... Registered at least 100 tackles for a fifth straight season... Tied for second on the team in interceptions (two), forced fumbles (two) and fumble recoveries (one)... Part of a secondary that finished first in the NFL in pass defense... Inactive at DEN (9/9)... Started at free safety for the sixth-consecutive home opener vs. NYJ (9/16) and tied for the team lead with eight tackles... Started at free safety at OAK (9/23) and picked off QB Carson Palmer on the Raiders' first offensive play and returned it a career-long 26 yards to the OAK 36-yard line... Forced a fumble by QB Michael Vick on the Steelers' one-yard line that was recovered in the endzone for a touchback vs. PHI (10/7)... Led team with nine tackles at TEN (10/11)... Led the team with six tackles vs. WAS (10/28) despite leaving game in the second quarter with a concussion... Was part of a secondary that held QB Eli Manning to 125 passing yards at NYG (11/4)... Led team with 10 tackles vs. KC (11/12)... Left the game late in the fourth quarter with a possible concussion and did not return... Registered his second forced fumble of the season vs. BAL (11/18) and was part of a secondary that held the Ravens to 153 net passing yards... Had a season-high 13 tackles and helped hold QB Brandon Weeden to 158 passing yards at CLE (11/25)... Intercepted QB Joe Flacco at BAL (12/2)... Had a team-high 11 tackles at DAL (12/16)... Recovered an A.J. Green fumble vs. CIN (12/23), his first fumble recovery since 9/26/10 at TB.

2011 (STEELERS)

Started all 16 regular-season games at free safety and earned to his first Pro Bowl selection... Posted 100 tackles, becoming the first safety to lead the Steelers in tackles dating back to the 1970s... Had one interception, four pass breakups and one forced fumble... Helped hold the Seahawks to 159 yards passing vs. SEA (9/18)... Part of a defense that held the Colts to 153 yards passing at IND (9/25)... Helped hold the Jaguars to 109 yards passing vs. JAX (10/16)... Recorded his first interception of the season at ARI (10/23)... Had a team-high eight tackles vs. NE (10/30)... Made his 100th career start at FS at CIN (11/13)... Played in his 125th career game at KC (11/27)... Helped hold the Browns to three points vs. CLE (12/8)... Recorded first sack of the season and first since 9/9/07 at CLE, sacking QB Seneca Wallace for a seven-yard loss at CLE (1/1)... Inactive with sickle-cell trait for AFC Wild Card Game at DEN (1/8).

2010 (STEELERS)

Started all 16 regular-season games and all three postseason games at free safety... Finished third on the team with 122 tackles, a career high... Posted two interceptions, seven pass breakups and one fumble recovery... Finished postseason tied for team lead with 21 tackles. Added one interception

(his first career postseason interception), one forced fumble and two pass breakups... Helped hold the Falcons to 58 yards rushing vs. ATL (9/12)... Played in his 100th career game at TEN (9/19) and helped the unit force six turnovers... Made his 50th career start for the Steelers at TB (9/26) and recovered a fumble... Finished with 13 tackles and one pass breakup vs. BAL (10/3)... Posted his first interception of the season vs. CLE (10/17) on the Browns' first drive of the game and returned it 11 yards... Recorded 12 tackles vs. NE (11/14)... Had 12 tackles and one pass breakup vs. CAR (12/23) and was part of a defense that held the Panthers to a season-low 72 yards passing... Posted second interception of the season and returned it 23 yards at CLE (1/2)... Had eight tackles in AFC Divisional Game vs. BAL (1/15), forcing his second career postseason fumble and recording his first career postseason interception... Had five tackles and one pass breakup in AFC Championship vs. NYJ (1/23)... Posted a team-high eight tackles in Super Bowl XLV vs. GB (2/6).

2009 (STEELERS)

Started at free safety in all 15 games in which he appeared... Finished second on the team with 110 tackles and tied for the team lead with three interceptions... Recorded seven solo tackles and an interception at DET (10/11)... Recorded three solo tackles and an interception vs. CLE (10/18)... Totaled 10 solo tackles and two pass breakups at KC (11/22)... Recorded 11 solo tackles at CLE (12/10)... Made his 75th career start at FS and recorded eight solo tackles, one pass breakup and an interception at MIA (1/3).

2008 (STEELERS)

Started 14 regular season games... Selected winner of "The Chief Award" for his cooperation with the media, an award voted annually by the Pittsburgh chapter of the Pro Football Writers of America... Received the team's Ed Block Courage award... Named to the USA Today All-Joe team... Finished second on the team with 113 tackles (55 solo) and contributed one interception and eight passes defended... Started three postseason games and finished with 14 postseason tackles (11 solo)... Tied for the team lead with two passes defended at CLE (9/14)... Finished second on the team with nine tackles (five solo) at PHI (9/21)... Made his 50th career start vs. BAL (9/29) and recorded eight tackles (three solo) and had one pass defended... Played in his 75th career game at CIN (10/19) and finished with eight tackles (four solo)... Finished second on the team with nine tackles (seven solo, a team high) vs. NYG (10/26)... Inactive at WAS (11/3) with a shoulder injury... Returned from a shoulder injury to start vs. IND (11/9)... Finished with 12 tackles (six solo) vs. CIN (11/20), the most in his first three years with the Steelers... Recorded eight tackles (five solo), one QB pressure and two passes defended at NE (11/30)... Registered seven tackles (two solo) at BAL (12/14), surpassing 100 tackles in a season for the first time in his career. Also recorded his first interception of the season in the first quarter... Led team with 12 tackles (seven solo) and had one pass defended at TEN (12/21)... Inactive vs. CLE (12/28) with a shoulder injury... Finished with one solo tackle in AFC Divisional Game vs. SD (1/11)... Finished second on the team with eight solo tackles and forced his first postseason fumble in AFC Championship Game vs. BAL (1/18)... Finished with five tackles (two solo) in a Super Bowl XLIII victory vs. ARI (2/1).

2007 (STEELERS)

Played in six games, starting all five at free safety and one at strong safety... Missed three consecutive games in Weeks 8-10 with a spleen injury... Placed on the Reserve/ Injured List on Nov. 14... Finished season with 24 tackles, one sack, two passes defended and a forced fumble... Made three solo tackles, including a sack for a loss of 12 yards at CLE (9/9). Also broke up one pass and registered the third forced fumble of his career... Racked up five solo tackles and one quarterback hit at ARI (9/30)... Made his fifth consecutive start vs. SEA (10/7), but his first at SS because of an injury to Troy Polamalu. Part of a unit that allowed only 144 total yards (38 rushing, 106 passing)... Returned to his starting role at FS at DEN (10/21) and helped limit Denver running backs to only 54 rushing yards.

2006 (STEELERS)

In his first season with the Steelers, played in 13 games, starting 12 and finishing with 75 tackles... Notched one interception and three fumble recoveries... Started his first game as a Steeler at free safety vs. MIA (9/7), registering six solo tackles... Started at FS and recorded eight tackles (six solo) vs. CIN (9/24). Hit Bengals WR Chris Henry over the middle, causing the ball to be intercepted by Ike Taylor... Recorded his first interception as a Steeler at SD (10/8) and tied a game high with eight tackles (seven solo)... Helped hold the Raiders to 17 yards passing at OAK (10/29)... Recorded five tackles (four solo) and recovered two fumbles, the first fumble recovery of his career vs. NO (11/12)... Recorded six tackles (five solo) and one pass defended at CLE (11/19). Also recovered a fumble, his third recovery in the last two games... Recorded four solo tackles before leaving the game with a groin injury that forced him to miss the next game vs. TB (12/3)... Saw action but didn't start at CAR (12/17) and recorded one tackle before re-aggravating his groin injury... Missed the final two games with a hamstring injury.

2005 (REDSKINS)

Finished the season with 72 tackles (48 solo), three interceptions, two forced fumbles and a half sack, starting all 13 games he played in... Missed first two games of the season due to injury... Recorded eight tackles (four solo) at DEN (10/9)... Inactive with an injury at KC (10/16)... Recorded career highs with 14 tackles and 11 solo tackles at NYG (10/30). Also tallied his first career interception by picking off Eli Manning... Recorded five tackles (three solo) vs. PHI (11/6) and made a game-saving play intercepting Eagles quarterback Donovan McNabb on fourth down on the Redskins' 7-yard line with 1:32 remaining in the fourth quarter... Registered six tackles (four solo), a halfsack for 4.5 yards vs. SD (11/27)... Recorded six tackles (three solo) and one forced fumble vs. DAL (12/18)... Recorded five tackles (three solo), one interception for four yards and one forced fumble in a playoff-berth-clinching win at PHI (1/1)... Started both postseason games, finishing fifth on the team with 12 tackles (11 solo)... Notched seven tackles (six solo) in NFC Wild Card Round at TB (1/7)... Recorded five tackles (all solo) in NFC Divisional Round at Seattle (1/14).

2004 (REDSKINS)

Stepped in for the secondary when Matt Bowen and Andre Lott went down due to injuries... Played in 15 games and made 11 starts... Led all Washington defensive backs with 91 tackles (65 solo), finishing fourth on the team... Added 10 special teams tackles... Set a then-career high with 12 tackles (10 solo) vs. BAL (10/10)... Recorded nine tackles (six solo) at CHI (10/17)... Recorded nine tackles (six solo) vs. GB (10/31)... Recorded 11 tackles (eight solo) at DET (11/7)... Matched a then-career high with 12 tackles and 10 solo vs. CIN (11/14).

2003 (GIANTS)

Had a breakout season with the Giants, playing all 16 games while starting four... Recorded 23 tackles (17 solo) one sack, two passes defended and five special teams stops... Started at various positions in Weeks 7, 11, 12 and 16... Notched four tackles with one solo and a pass defended vs. PHI (10/19)... Recorded six tackles (three solo) and a pass defended vs. ATL (11/9)... Recorded three solo tackles and his first career sack for a loss of seven yards vs. CAR (12/28).

2002 (GIANTS)

Played in the first six games of the season on special teams... Signed to the Giants' practice squad on Oct. 23 for the remainder of the season... Recorded his only tackle of the season at STL (9/15).

COLLEGE

Started 36 consecutive games at free safety for LSU from 1998-2001... Ranked third on the Tigers with 88 tackles (63 solo) and recorded three interceptions as a senior in 2001... As a junior in 2000, was named second team All-SEC by both the Sporting News and SEC coaches after finishing third on the squad with 99 tackles (57 solo) in 12 starts. Tied for team lead with two regular season interceptions... Started all 11 games as a sophomore in 1999. Led the Tigers in tackles (110), interceptions (three), pass breakups (10) and forced fumbles (three)... Named LSU's Special Teams Player of the Year as a redshirt freshman in 1998.

PERSONAL

Attended Archbishop Shaw H.S. in Marrero, La., where he was a Class 5A All-State selection and District 10-5A defensive MVP... Recorded 86 tackles and six interceptions his senior year... As a punt returner, averaged 16 yards per return, including one for a touchdown... Recorded 16 interceptions in his prep career, including four his senior year... In 2012, started Ryan Clark's Cure League to raise money for sickle cell disease research, clinical care, and increased awareness about the disease (www.cureleague.org)... Married to wife, Yonka, and has three children, Jordan, Jaden and Loghan, and has a dog, Harley... Son of Michael and Sheila Clark... Full name: Ryan Terry Clark... Born October 12, 1979 in New Orleans.

CAREER HIGHS

SINGLE-GAME

Total Tackles: 14, vs. NY Giants (09/25/14)
Solo Tackles: 11, at NY Giants (10/30/05)
Interceptions: 1, 15 times, last vs. Buffalo (11/10/13)
Passes Defensed: 2, five times, last at NY Jets (10/13/13)
Forced Fumbles: 1, five times, last vs. Baltimore (11/18/12)
Fumble Recoveries: 2, vs. New Orleans (11/12/06)

SINGLE-SEASON

Total Tackles: 104 (2013)
Solo Tackles: 74 (2012)
Interceptions: 3 (2005 and 2009)
Passes Defensed: 8 (2009)
Forced Fumbles: 2 (2005 and 2012)
Fumble Recoveries: 3 (2006)

YEAR-BY-YEAR STATS

DEFENSE

| Year | Team | G | GS | Tack | Solo | Sack | INT | PD |
|---------------|------|------------|------------|------------|------------|----------|-----------|-----------|
| 2002 | NYG | 6 | 0 | 1 | 0 | 0 | 0 | 0 |
| 2003 | NYG | 16 | 4 | 17 | 17 | 1 | 0 | 2 |
| 2004 | Was | 15 | 11 | 75 | 61 | 0 | 0 | 1 |
| 2005 | Was | 13 | 13 | 57 | 42 | 0.5 | 3 | 5 |
| 2006 | Pit | 13 | 12 | 69 | 45 | 0 | 1 | 4 |
| 2007 | Pit | 6 | 6 | 20 | 16 | 1 | 0 | 3 |
| 2008 | Pit | 14 | 14 | 83 | 50 | 0 | 1 | 6 |
| 2009 | Pit | 15 | 15 | 89 | 68 | 0 | 3 | 8 |
| 2010 | Pit | 16 | 15 | 90 | 57 | 0 | 2 | 7 |
| 2011 | Pit | 16 | 16 | 100 | 71 | 1 | 1 | 5 |
| 2012 | Pit | 15 | 15 | 102 | 74 | 0 | 2 | 7 |
| 2013 | Pit | 16 | 16 | 104 | 61 | 0 | 2 | 4 |
| 2014 | Was | 8 | 7 | 45 | 26 | 0.5 | 0 | 1 |
| Career | | 169 | 144 | 852 | 588 | 4 | 15 | 53 |

*Tackle stats according to STATS, LLC

ADDITIONAL


Fumbles Forced-Recovered: 2-0 in 2005, 0-3 in 2006, 1-0 in 2007, 0-1 in 2010, 2-1 in 2012, 0-1 in 2013

POSTSEASON

| Year | Team | G | GS | Tack | Solo | Sack | INT | PD |
|---------------|------|----------|----------|-----------|-----------|------------|----------|----------|
| 2005 | Was | 2 | 2 | 12 | 11 | 0 | 0 | 1 |
| 2008 | Pit | 3 | 2 | 15 | 12 | 0 | 0 | 0 |
| 2010 | Pit | 3 | 3 | 16 | 12 | 0 | 1 | 2 |
| Career | | 8 | 7 | 43 | 35 | 0.0 | 1 | 3 |

ADDITIONAL POSTSEASON

Fumbles Forced-Recovered: 1-0 in 2008, 1-0 in 2010



TOM COMPTON

TACKLE
6-5 | 308
DOB: 5/10/89



2ND NFL SEASON
SOUTH DAKOTA
ROSEMOUNT H.S. (ROSEMOUNT, MINN.)

MILESTONES

NFL debut: 9/9/13 (vs. PHI)... First NFL start: 10/27/14 (at DAL)

TRANSACTIONS

Selected by the Washington Redskins in the sixth round (193rd overall) of the 2012 NFL Draft... Waived by the Redskins on August 31, 2012... Signed to the Redskins' practice squad on September 2, 2012... Promoted to the Redskins' active roster on December 5, 2012.

PRO

Young tackle who contributed primarily on special teams in 2013... Spent the majority of the 2012 season on the Redskins' practice squad... Enters 2014 having appeared in 15 career games.

YEAR-BY-YEAR

2014 (REDSKINS)

Played on offense and special teams at HOU (9/7) and vs. JAX (9/14)... Contributed on special teams and as a tackle and eligible tight end at PHI (9/21), vs. NYG (9/25) and vs. SEA (10/6)... Played on offense and special teams at ARI (10/12)... Played 24 snaps at right tackle in addition to contributing on special teams vs. TEN (10/19)... Made first career NFL start at right tackle, helping Colt McCoy and the Redskins to 409 total yards in an overtime win vs. DAL (10/27).

2013 (REDSKINS)

Played in 15 games... Made his NFL debut on special teams vs. PHI (9/9)... Played on special teams at GB (9/15), vs. DET (9/22), at OAK (9/29), at DAL (10/13), vs. CHI (10/20) and at DEN (10/27)... Played four plays on offense as an extra blocker vs. SD (11/3), including all three of fullback Darrel Young's touchdown runs... Contributed on offense and special teams at MIN (11/7)... Active but did not play at PHI (11/17)... Played on special teams vs. SF (11/25)... Contributed on offense and special teams vs. NYG (12/1)... Saw action on special teams vs. KC (12/8)... Played on offense and special teams at ATL (12/15)... Played on special teams vs. DAL (12/22) and at NYG (12/29).

2012 (REDSKINS)

Signed to the active roster from the practice squad in Week 13... Inactive vs. BAL (12/9) and at CLE (12/16)... Active but did not play at PHI (12/23)... Inactive vs. DAL (12/30)... Inactive in NFC Wild Card Round vs. SEA (1/6).

COLLEGE

After redshirting in 2007, started all 43 games played by South Dakota during his time with the Coyotes from 2008-11... As a senior in 2011, started all 11 games, including helping the Coyotes to a 30-17 upset of top-ranked defending champion Eastern Washington... In 2010, was named an All-Great West Conference first-team selection... Started all 11 games at left tackle... Received USD's Most Valuable Lineman Award, helping the Coyotes average 150.9 rushing yards, 207.1 passing yards and 23.4 points per game... As a sophomore in 2009, was named All-Great West Conference honorable mention, starting all 10 games at right tackle for the Coyotes...

Was an integral part of a USD offense that averaged 460 yards per game (fourth in the nation), 202 rushing yards per game (11th in the nation) and 258 passing yards per game (16th in the nation)... Was part of an offensive line that allowed just 10 sacks (10th in the nation)... In 2008, started all 11 games at right tackle on offensive line that helped the Coyotes rank in the top 10 nationally in scoring offense, total offense and rushing offense.


PERSONAL

Attended Rosemount (Minn.) H.S., where he was a two-year starter on the offensive line... Led his high school team to section championship and a state semifinal berth... Helped pave way for a 1,000-yard rusher... Son of John and Karen Compton... Born on May 10, 1989... Majored in Political Science at USD.

YEAR-BY-YEAR STATS

GAMES/STARTS

| Year | Team | GP | GS |
|---------------|------|-----------|----------|
| 2013 | Was | 15 | 0 |
| 2014 | Was | 8 | 1 |
| Career | | 23 | 1 |



WILL COMPTON

LINEBACKER
6-1 | 230
DOB: 9/19/89



1ST NFL SEASON
NEBRASKA
NORTH COUNTY H.S. (BONNE TERRE, MO.)

MILESTONES

NFL debut: 12/29/13 (at NYG)... **First NFL start:** 10/12/12 (at ARI)

TRANSACTIONS

Originally entered the NFL with the Washington Redskins as a college free agent on May 2, 2013... Waived on August 31, 2013... Signed to the Redskins' practice squad on September 1, 2013... Signed to the Redskins' active roster on December 24, 2013.

YEAR-BY-YEAR

2014 (REDSKINS)

Played on special teams at HOU (9/7)... Recorded a solo tackle vs. JAX (9/14)... Made a key special teams tackle at PHI (9/21)... Contributed two tackles (one solo) vs. NYG (9/25)... Made two solo tackles vs. SEA (10/6)... Made first career start at ARI (10/12), recording two tackles (both solo)... Started vs. TEN (10/19) and registered six tackles (four solo)... Contributed on defense and special teams in an overtime win at DAL (10/27), adding an assisted tackle.

2013 (REDSKINS)

Spent the first 16 weeks of the season on the team's practice squad... Signed to the team's active roster in Week 17... Made NFL debut on special teams at NYG (12/29).

COLLEGE

Appeared in 50 games with 37 starts as a linebacker at Nebraska... Finished career with 247 tackles, ranking 12th at Nebraska all-time in that category... Two-time All-Big Ten selection... Finished career with four fumble recoveries, one interception returned for a touchdown, 5.0 sacks and 14.5 tackles for a loss... In 2012, named to the All-Big Ten team after recording a team-high three fumble recoveries and 110 tackles as a senior... Returned an interception 24 yards for a touchdown and had 3.0 sacks... In 2011, recorded 82 tackles and seven tackles for a loss, earning an All-Big Ten selection... In 2010, had 15 tackles and one sack in nine games... As a redshirt freshman in 2009, won the starting linebacker job and earned freshman All-Big 12 honors... Helped Nebraska lead the nation in scoring defense with 40 tackles and half a sack... Redshirted in 2008.

PERSONAL


Attended North County H.S. in Bonne Terre, Mo... Was a four-star recruit and ranked the No. 3 player in the state of Missouri by Rivals.com... Ranked the No. 13 middle linebacker in the nation by Scout.com... As a senior, registered 107 tackles, 4.0 sacks, two interceptions, one forced fumble and one recovered fumble... On offense, had 500 rushing yards, 1,000 all-purpose yard and 14 touchdowns... Received first-team all-state honors from Missouri Sportswriters and Broadcasters Association... As a junior, recorded 71 tackles and an interception, earning all-district and all-conference honors... Finishing with 455 rushing yards and 855 receiving yards, earning first-team all-state honors as a receiver... Was a business administration major... Born Sept. 19, 1989.

YEAR-BY-YEAR STATS

DEFENSE

| Year | Team | G | GS | Tack | Solo | Sack | INT | PD |
|---------------|------|----------|----------|-----------|-----------|----------|----------|----------|
| 2013 | Was | 1 | 0 | 0 | 0 | 0 | 0 | 0 |
| 2014 | Was | 8 | 2 | 14 | 10 | 0 | 0 | 0 |
| Career | | 9 | 2 | 14 | 10 | 0 | 0 | 0 |

*Tackle stats according to STATS, LLC



KIRK COUSINS

QUARTERBACK
6-3 | 202
DOB: 8/19/88



3RD NFL SEASON
MICHIGAN STATE
HOLLAND CHRISTIAN H.S. (HOLLAND, MICH.)

MILESTONES

NFL debut: 10/7/12 (vs. ATL)... **First start:** 12/16/12 (at CLE)... **First win as starter:** 12/16/12: (at CLE, 38-21)... **First fourth-quarter comeback win:** 12/9/12 (vs. BAL, 31-28 in OT)... **First completion:** 10/7/12 (vs. ATL, 4 yards to Joshua Morgan)... **First passing TD:** 10/7/12 (vs. ATL, 77 yards to Santana Moss)... **First multi-passing TD game:** 12/16/12 (at CLE, 2)... **First 300-yard passing game:** 12/16/12 (at CLE, 329 yards)... **First 400-yard passing game:** 9/21/14 (at PHI, 427 yards).

TRANSACTIONS

Selected by the Washington Redskins in the fourth round (102nd overall) of the 2012 NFL Draft.

PRO

Enters 2014 having appeared in eight regular season games and one post-season game with four regular season starts... Completed 33-of-48 passes (68.8 percent) for 466 yards with four touchdowns, three interceptions and a passer rating of 101.6 in his rookie season in 2012... With Robert Griffin III, was part of quarterback duo in 2012 that made the Redskins the first team since the 1970 AFL-NFL merger to have two different rookie quarterbacks lead fourth-quarter comeback wins in the same season and the first team in history with two rookie quarterbacks with 300-yard passing games in a single season.

YEAR-BY-YEAR

2014 (REDSKINS)

Active but did not play at HOU (9/7)... Entered in relief vs. JAX (9/14) and completed 22-of-33 passes of 250 yards with two touchdowns and a 109.4 passer rating en route to a 41-10 win. Completed his first 12 passes, the longest consecutive completion streak of his career, exceeding his 10 consecutive completions vs. DAL in 2013... Started at PHI (9/21) and completed 30-of-48 passes for 427 yards with three touchdowns and a passer rating of 103.4. Recorded career highs in completions (30), passing yards (427) and passing touchdowns (three). Was the first 400-yard passing day of his career and the first by a Redskins quarterback since Donovan McNabb vs. Houston on Sept. 19, 2010 (426). Earned FedEx Air Player of the Week honors for his performance... Completed 19-of-33 passes for 257 yards with one touchdown and four interceptions in a start vs. NYG (9/25)... Started vs. SEA (10/6) and completed 21-of-36 passes for 283 yards with two touchdowns and no interceptions with a passer rating of 102.0... Started and completed 24-of-38 passes for 354 yards with two touchdowns at ARI (10/12)... Started vs. TEN (10/19) and completed 10-of-16 passes for 139 yards in one half of action... Active but did not play at DAL (10/27).

2013 (REDSKINS)

Appeared in five games, starting the final three of the season... Active but did not play vs. PHI (9/9), at GB (9/15), vs. DET (9/22), at OAK (9/29), at DAL (10/13) and vs. CHI (10/20)... Completed 5-of-9 passes for 48 yards with two interceptions in reserve at DEN (10/27)... Active but did not play vs. SD (11/3), at MIN (11/7), at PHI (11/17), vs. SF (11/25) and vs. NYG (12/1)... Completed 7-of-16 passes for 59 yards in reserve vs. KC (12/8)... Started at ATL (12/15), completing 29-of-45 passes for 381 yards and three

touchdowns, all career highs. Became the first Redskins quarterback in the Super Bowl era to throw for 300 yards in each of his first two career starts, according to the Elias Sports Bureau. Threw for 248 yards in the first half, the most in a first half by a Redskins quarterback since Mark Rypien threw for 259 yards in the first two quarters vs. Atlanta on Nov. 10, 1991... Started and completed 21-of-36 passes for 197 yards with one touchdown and one interception vs. DAL (12/22). Also posted two rushing attempts for 10 yards... Started and completed 19-of-49 passes for 169 yards at NYG (12/29).

2012 (REDSKINS)

Played in three regular season games with one start and saw his first post-season action... Was active but did not play as the second quarterback in a season-opening win at NO (9/9), at STL (9/16), vs. CIN (9/23) and at TB (9/30)... Saw his first action vs. ATL (10/7), entering in relief of the injured Robert Griffin III in the third quarter and completing 5-of-9 passes for 111 yards with a touchdown and two interceptions. His first career pass attempt was a four-yard completion to wide receiver Joshua Morgan. In the fourth quarter, he threw the first touchdown pass of his career, finding Santana Moss for a 77-yard touchdown. With the pass, the Redskins became the first team since the 1941 Chicago Cardinals to have two rookie quarterbacks each throw a touchdown pass of 75+ yards in the same season... Active but did not play vs. MIN (10/14), at NYG (10/21), at PIT (10/28), vs. CAR (11/4), vs. PHI (11/18), at DAL (11/22) and vs. NYG (12/3)... Led the first fourth-quarter comeback of his career, replacing Griffin III in the final two minutes of a win vs. BAL (12/9). Led an eight-point fourth-quarter comeback, making the Redskins the first team since the 1970 AFL-NFL merger to have two different rookie quarterbacks lead fourth-quarter comeback wins in the same season. Hit Pierre Garçon for an 11-yard touchdown and then converted the game-tying two-point conversion on a quarterback draw, marking the first time in team history that the Redskins had scored a two-point conversion to send a game to overtime. The comeback was named the NFL GMC Never Say Never Moment of the Week... Made his first career start in a win at CLE (12/16), completing 26-of-37 passes for 329 yards with two touchdowns, all career highs. He and Griffin III became the first duo to each have started a game for the Redskins as rookies in the same season since Heath Shuler and Gus Frerotte in 1994. With Cousins' victory in Week 15 and Griffin III's win in Week 1, the Redskins became the first team in a non-strike season to have two different rookie quarterbacks win their first career starts in the same season since rookies John Elway and Gary Kubiak won their starting debuts with the Denver Broncos in 1983. The game was Cousins' first 300-yard passing performance, as the Redskins

CAREER HIGHS

SINGLE-GAME

| | |
|----------------------------|---|
| Pass Attempts: | 49, at New York Giants (12/29/13) |
| Pass Completions: | 30, at Philadelphia (09/21/14) |
| Yards Passing: | 427, at Philadelphia (09/21/14) |
| Long (Passing): | 81t, at Philadelphia (09/21/14) |
| Passing Touchdowns: | 3, twice, last at Philadelphia (09/21/14) |
| Passer Rating: | 158.3 (2 att.), vs. Baltimore (12/09/12) |
| Carries: | 3, twice, last at Philadelphia (09/21/14) |
| Rushing Yards: | 22, at Cleveland (12/16/12) |
| Long (Rushing): | 17, at Cleveland (12/16/12) |


became the first team in NFL history to have two different rookie quarterbacks post 300-yard passing games in the same season. Won Pepsi NFL Rookie of the Week and GMC Never Say Never Moment of the Week for his efforts... Active but did not play at PHI (12/23) and vs. DAL (12/30)... Completed three-of-10 passes for 31 yards in relief of an injured Griffin III in the NFC Wild Card Round vs. SEA (1/6).

COLLEGE

Appeared in 45 games, starting 39 of his last 40 contests, completing 723-of-1,128 passes (64.10%) for 9,131 yards, 66 touchdowns and 30 interceptions... Gained 9,004 yards on 1,239 plays, an average of 7.33 yards per snap and 200.08 yards per game... Holds the school career-record with 66 touchdown passes, topping the previous mark of 61 by Jeff Smoker (2000- 03) ... Exited Michigan State ranking tenth on the Big Ten Conference all-time touchdown passes list (66)... His 25 touchdown passes in 2011 broke the old school season record of 22 by Drew Stanton in 2005... Threw for at least two touchdowns in 19 starts... Set school record for career pass completions (723)... His 34 completions vs. Notre Dame in 2011 were one shy of Smoker's school single-game record (35 vs. Ohio State in 2003)... One of seven players in school history to complete at least 60 percent of his passes for MSU, as his pass completion percentage of 64.1 is second in school history and tied for seventh in Big Ten Conference history... Established a Michigan State career-record with a 146.08 pass efficiency rating, topping the old mark of 142.3 by Gene Glick (1946-49)... Holds the school record with 9,004 yards in total offense for his career... Was only the second player in Spartan history to be named team captain as a sophomore and the first since 1949... Holds the school career record with 26 games throwing for at least 200 yards... One of only sixteen players in the history of the university to earn Academic All-Big Ten Conference honors all four seasons.

PERSONAL

In the 2013 offseason, published his first book, "Game Changer: Faith, Football, & Finding Your Way," in which he uses a letter written to his 15-year-old self to serve as guidance for young athletes... During the 2013 season, volunteered at the Tyler's Kids Outreach Football Camp at Redskins Park. Also participated in Ryan Kerrigan's first Blitz for the Better Foundation fundraising event, acting as a celebrity waiter at a special dinner event... Attended Holland (Mich.) Christian H.S., where he lettered in football, baseball and basketball... Earned All-Ottawa-Kent Conference honors as a quarterback for the football team, as a pitcher for the baseball squad and as a shooting guard for basketball... Was a three-star prospect by Rivals.com, which rated him Michigan's 27th-best overall prospect... Closed out his career by completing 198-of-366 passes (.541) for 3,204 yards, 40 touchdowns and 18 interceptions in sixteen games, as he had at least three touchdown passes in nine of those contests... In 2006, Cousins was an All-State and Academic All-State honorable mention choice by the Michigan High School Football Coaches Association, as he went on to set 35 school game-, season- and career-records en route to garnering Area Player of the Year accolades... That season, he completed 130-of-231 throws (.563) for 2,088 yards, 28 touchdowns and 10 interceptions as a senior, leading the Maroons to a program-best 7-3 record while qualifying for the playoffs for the first time in school history... Graduated from Michigan State in December 2011 with a 3.68 grade point average, majoring in Kinesiology... Participated in the Spartan Buddies program, volunteering in the pediatric ward at Sparrow Hospital in Lansing and in the Athletes in Action sports ministry... In the spring of 2013, served as the color analyst on the Big Ten Network broadcast of Michigan State's Green-White Spring Game... Son of MaryAnn and Don Cousins... Father is a minister... Brother, Kyle, lettered four times as a pitcher at Calvin College (Grand Rapids, Mich.)... Married his wife, Julie, in the 2014 offseason... Born Aug. 19, 1988.



YEAR-BY-YEAR STATS

PASSING

| Year | Team | G | GS | Att | Comp | Pct | Yds | Yd/A | TD | Int | Lg | Rate |
|---------------|------|-----------|----------|------------|------------|-----------|-------------|------------|-----------|-----------|------------|-------------|
| 2012 | Was | 3 | 1 | 48 | 33 | 68.8 | 466 | 9.7 | 4 | 3 | 77t | 101.6 |
| 2013 | Was | 5 | 3 | 155 | 81 | 52.3 | 854 | 5.5 | 4 | 7 | 32 | 58.4 |
| 2014 | Was | 6 | 5 | 204 | 126 | 61.8 | 1710 | 8.4 | 10 | 9 | 81t | 86.4 |
| Career | | 14 | 9 | 407 | 240 | 59 | 3030 | 7.4 | 18 | 19 | 81t | 77.5 |

RUSHING

| Year | Team | Att | Yds | Avg | Lg | TD |
|---------------|------|-----------|-----------|----------|-----------|----------|
| 2012 | Was | 3 | 22 | 7.3 | 17 | 0 |
| 2013 | Was | 4 | 14 | 3.5 | 6 | 0 |
| 2014 | Was | 7 | 20 | 2.9 | 12 | 0 |
| Career | | 14 | 56 | 4 | 17 | 0 |

ADDITIONAL

Record as Starter: 2-7 (0.222) career; 2-7 (0.222) with Redskins

Fumbles-Lost: 1-0 in 2012, 3-2 in 2013, 2-2 in 2014

Fourth Quarter Comeback Wins: 1 (12/9/12 vs. BAL)

Overtime Wins: 1 (12/9/12 vs. BAL)

300-Yard Passing Games: 4 (1 in 2012, 1 in 2013, 2 in 2014)

POSTSEASON


2012 (WAS): 1 G, 3-of-10 (30.0%), 31 yds, 40.0 rating; 1 rush for 0 yards

AKEEM DAVIS

SAFETY
6-1 | 200
DOB: 12/25/89



ROOKIE
MEMPHIS
LAUREL (Miss.) H.S.



MILESTONES

NFL debut: 9/14/14 (vs. JAX)

TRANSACTIONS

Signed with the Washington Redskins as a free agent on April 9, 2014... Waived by the Redskins on August 31, 2014... Signed to the Redskins' practice squad on September 1, 2014... Signed to the Redskins' active roster on September 9, 2014... Waived on October 7, 2014... Signed to the Redskins' practice squad on October 8, 2014... Signed to the Redskins' active roster on October 26, 2014.

YEAR-BY-YEAR

2014 (REDSKINS)

Made the Redskins' initial 53-man roster but was waived a day later and added to the team's practice squad... Promoted to the team's active roster in Week 2... Made NFL debut vs. JAX (9/14)... Contributed on special teams at PHI (9/21)... Recorded an assisted tackle vs. NYG (9/25)... Played on special teams vs. SEA (10/6)... Re-signed to the Redskins' active roster in advance of a Week 8 game at DAL (10/27), helping the team on special teams in an overtime win.

COLLEGE

Played at Memphis from 2008-12, after spending his freshman season in 2007 at Jones County Junior College in Ellisville, Miss... At Memphis, he played in 34 career games with 27 starts and twice being named a team captain. Recorded 162 career tackles (13 for loss), three interceptions, 2.5 sacks, five forced fumbles and seven fumble recoveries... As a senior in 2012, started all 12 games as a senior, finishing with 68 total tackles including 37 solo stops and 31 assists and helping Memphis lead Conference USA in total defense (331.6 yards per game)... Started all 12 games as a junior in 2011 and ranked second on the team with 78 total tackles, including 57 solo stops... Saw action in eight games and made one start as a sophomore in 2010... Started the first two games at free safety before suffering a season-ending ACL injury against Middle Tennessee in 2009... Played in eight games, starting five at safety, as a freshman at Jones County Junior College in 2008.

PERSONAL

Attended Laurel (Miss.) H.S., where he started at cornerback as a sophomore and started at quarterback as a junior and senior... Led Laurel to the Mississippi state 4A championship in 2007. Threw for over 2,600 yards and rushed for 926 yards that year, tossing 32 touchdown passes and scoring 12 rushing touchdowns... Son of Robert Davis and the late Karen Davis... Graduated Cum Laude in December 2011 with a Bachelor's degree in Business Administration... Married to his wife, Sierra, and has a daughter, Carsyn... Born on Dec. 25, 1989.

YEAR-BY-YEAR STATS

DEFENSE

| Year | Team | G | GS | Tack | Solo | Sack | INT | PD |
|---------------|------|----------|----------|----------|----------|----------|----------|----------|
| 2014 | Was | 5 | 0 | 1 | 0 | 0 | 0 | 0 |
| Career | | 5 | 0 | 1 | 0 | 0 | 0 | 0 |


**Tackle stats according to STATS, LLC*

GREG DUCRE

CORNERBACK
5-10 | 183
DOB: 1/22/92



ROOKIE
WASHINGTON
CRENSHAW H.S. (LOS ANGELES, CALIF.)



MILESTONES

NFL debut: 10/12/14 (at ARI)

TRANSACTIONS

Originally entered the NFL with the San Diego Chargers as a college free agent on May 10, 2014... Waived by the Chargers on August 30, 2014... Signed to the Chargers' practice squad on August 31, 2014... Signed to the Washington Redskins' active roster from the Chargers' practice squad on October 8, 2014.

YEAR-BY-YEAR

2014 (CHARGERS/REDSKINS)

Spent the first five weeks of the season on the Chargers' practice squad... Signed to the Redskins' active roster from San Diego's practice squad on Oct. 8 and made his NFL debut with Washington at ARI (10/12)... Played on special teams vs. TEN (10/19)... Inactive at DAL (10/27).

COLLEGE

Played collegiately at Washington from 2013-13, appearing in 51 career games and totaling 106 tackles (5.5 for loss), 19 passes defended, four interceptions, one sack and two forced fumbles... Started all 13 games a senior, making 44 tackles (33 solo) with seven passes defended and two interceptions... Also ran track, finishing second in Pac-12 in 60-meter dash in 2013 with time of 6.81 seconds... Was MVP of 2014 College All-Star Bowl in Greenville, S.C. after returning interception 31 yards for touchdown to lead National team to 12-6 victory.

PERSONAL

Attended Crenshaw H.S. in Los Angeles, where he helped lead his team to Coliseum League and CIF Los Angeles City Section titles... Finished senior season with 60 tackles and four interceptions while also playing wide receiver on offense. Helped team advance to 2009 CIF Open Bowl, California's state championship game... Also lettered in track... Was rated the No. 64 cornerback in the nation by Rivals.com... Born Jan. 22, 1992.

YEAR-BY-YEAR STATS

DEFENSE

| Year | Team | G | GS | Tack | Solo | Sack | INT | PD |
|---------------|------|----------|----------|----------|----------|----------|----------|----------|
| 2014 | Was | 2 | 0 | 0 | 0 | 0 | 0 | 0 |
| Career | | 2 | 0 | 0 | 0 | 0 | 0 | 0 |

**Tackle stats according to STATS, LLC*



KAI FORBATH

KICKER
5-11 | 197
DOB: 9/2/87



3RD NFL SEASON
UCLA
NOTRE DAME H.S. (SHERMAN OAKS, CALIF.)

MILESTONES

NFL debut: 10/14/12 (vs. MIN)... **First made FG:** 10/14/12 (vs. MIN, 50 yards)... **First made PAT:** 10/14/12 (vs. MIN)

TRANSACTIONS

Originally signed with the Dallas Cowboys as a college free agent on August 2, 2011... Placed on the Reserve/Non-Football Injury list on August 30, 2011... Released by the Cowboys on April 16, 2012... Acquired by the Tampa Bay Buccaneers on waivers on April 17, 2012... Released by the Buccaneers on August 31, 2012... Signed by the Washington Redskins on October 9, 2012.

PRO

NFL record holder for most consecutive field goals made to start a career (17)... Enters 2014 having kicked in 24 regular season games and one post-season game... Converted 35-of-40 field goal attempts across the 2012-13 seasons, as his 87.5 percent field goal percentage entering 2014 is the best in team history among players with at least 40 attempts... Joined the Redskins in Week 6 of the 2012 season... Spent the entire 2011 season on Dallas' reserve non-football injury list.

YEAR-BY-YEAR

2014 (REDSKINS)

Kicked off twice with one touchback at HOU (9/7)... Pushed his streak of consecutive field goals to 16 with two field goals vs. JAX (9/14)... Converted his first two of three field goal attempts at PHI (9/21) to push his consecutive field goals streak to 18, the longest of his career and the second-longest in team history... Went 2-for-2 on PATs vs. NYG (9/25)... Converted 2-of-2 PATs and a 27-yard field goal attempt vs. SEA (10/6)... Was successful on field goal attempts of 28 and 43 yards at ARI (10/12)... Made a career-high four field goals including a game-winning 22-yarder with no time remaining vs. TEN (10/19). The game-winner with no time remaining in regulation was the Redskins' first since Nick Novak (47-yard vs. Dallas) on 11/5/06... Was two-for-two on field goals including a game-winning 40-yarder in an overtime win at DAL (10/27).

2013 (REDSKINS)

Vs. PHI (9/9), was 3-for-3 on PATs but pushed a 40-yard field goal attempt wide right... Inactive with a groin injury at GB (9/15), vs. DET (9/22) and at OAK (9/29)... Returned at DAL (10/13) and matched his career-high with three made field goals (3-for-4)... Hit a 38-yard field goal and had a career-high six PATs vs. CHI (10/20)... Was 3-for-3 on PATs at DEN (10/27)... Had two kicks blocked but had a key 47-yard fourth quarter field goal and was 3-for-3 on PATs vs. SD (11/3)... Converted two field goal attempts and three PATs at MIN (11/7)... Handled kickoffs at PHI (11/17)... Hit field goals of 36 and 35 yards, including one with time expiring in the first half, vs. SF (11/25)... Hit a 33-yard field goal vs. NYG (12/1)... Matched a career long with a 50-yard field goal in icy conditions vs. KC (12/8)... Converted field goal opportunities of 33 and 37 yards at ATL (12/15)... Matched a career high with three made field goals vs. DAL (12/22)... Hit field goals of 31 and 49 yards at NYG (12/29).

2012 (REDSKINS)

Joined the Redskins in Week 6 and had a record-setting year, hitting 17-of-18 field goals and 33-of-34 PATs in 11 games with Washington... Set the NFL record for consecutive field goals made to begin a career (17)... Made his NFL debut vs. MIN (10/14), converting 5-of-5 PATs and hitting a 50-yard field goal on his first NFL attempt. Became the first rookie kicker in team history since Scott Blanton (1996) to have his first made field goal as a professional come from a distance of 50 or more yards... Went 3-for-3 on FGs at NYG (10/21), a career high in both field goals made and attempted, converting from 20, 43 and 45 yards... At PIT (10/28), hit a 48-yarder in the third quarter and a 45-yarder in the fourth quarter to improve to 6-for-6 on FGs for his career but also had a PAT blocked... Was 2-of-2 on field goal attempts vs. CAR (11/4) to push him to 8-for-8 for his career. Has converted a kick from 45 yards or longer in each of his first four NFL games... Hit a 25-yard field goal on his only attempt and was 4-of-4 on PATs in a win vs. PHI (11/18). The field goal was his ninth consecutive made field goal to open his career, making him the first Redskin since at least 1960 to open a career with nine consecutive made field goals. Former kicker Graham Gano previously held the mark since 1960 by making the first eight field goals of his career across the 2009-10 seasons... Was 5-for-5 on PATs and hit his only field goal attempt - a 48-yarder in the final four minutes - in a Thanksgiving Day win at DAL (11/22). Improved to 10-for-10 to open his career with the made field goal... Hit his only field goal attempt and two PATs in a one-point win vs. NYG on Monday Night Football (12/3)... Was 3-for-3 on field goal attempts including a 34-yard game-winner in overtime vs. BAL (12/9), pushing him to 14-for-14 in his career... Was 5-for-5 on PATs in a win at CLE (12/16) and hit his only field goal attempt (a 44-yarder) to improve to 15-for-15 in his career... Hit 3-of-3 PATs and made his only two field goal attempts in a win at PHI (12/23). In the process, he set an NFL record for most consecutive field goals made to start a career (17), surpassing New Orleans' Garrett Hartley's former record of 16... In a division-clinching win vs. DAL (12/30), had his NFL record streak of 17 made field goals to open his career snapped when a 37-yard attempt bounced off the right upright... Converted two extra point attempts in the NFC Wild Card round vs. SEA (1/6).

2011 (COWBOYS)

Spent the season on the Reserve/Non-Football Injury list and never appeared in a game with Dallas.

COLLEGE

Was a four year starter at UCLA... His 84.2 career percentage is second in school history among players with at least 20 career field goals... Tied for first on UCLA career list with 85 field goals... Finished second in career scoring at UCLA... Holds the NCAA record for most career games with two or more field goals (31) and is tied for the record of most career games of at least three field goals (13)... Won the Lou Groza Award (Top Kicker) in 2009 and was a semifinalist for the award in 2010... In 2009, was a consensus All-American and earned first team All-American honors (AFCA, Walter Camp Football Foundation, *The Sporting News*, Football Writers Association of America, Phil Steele and Rivals.com) and second team All Pac-10 (AP)... Named by coaches to first team All-Pac 10 in 2009 and second-team All-Pac 10 in 2008 and 2010... As a sophomore, was named third-team All-American (AP) and fourth-team All-American (Phil Steele)... Made second

team Freshman All-America (*Sporting News*) and earned honorable mention Pac-10 as a freshman.

PERSONAL

Attended Notre Dame H.S. in Sherman Oaks, Calif... Helped his team win three CIF championships and post an overall record of 35-1... Had a long field goal of 57 yards... Was a *USA Today* first-team All-American and was rated as the No. 1 kicker nationally by ESPN.com... In 2013, participated in the annual Mickey Steele Celebrity Golf Tournament... Helped with the Recess at Guilford Elementary School event... Volunteered at the All-Star Survivors Celebration... Born Kai August Forbath on Sept. 2, 1987, in Santa Monica, Calif.... Son of Thomas and Susy Forbath.

YEAR-BY-YEAR STATS

KICKING

| Year | Team | G | FG | Pct. | Lg | PAT | Pct. | Pts. |
|---------------|------|-----------|--------------|-------------|-----------|--------------|-------------|------------|
| 2012 | Was | 11 | 17/18 | 94.4 | 50 | 33/34 | 97.1 | 84 |
| 2013 | Was | 13 | 18/22 | 81.8 | 50 | 26/26 | 100 | 80 |
| 2014 | Was | 8 | 13/14 | 92.9 | 49 | 18/19 | 94.7 | 57 |
| Career | | 32 | 48/54 | 88.9 | 50 | 77/79 | 97.5 | 221 |

KICKOFFS


| Year | Team | KO | TB | Pct | Yds | Avg |
|---------------|------|------------|-----------|-------------|-------------|-------------|
| 2012 | Was | 61 | 15 | 24.6 | 3902 | 64.0 |
| 2013 | Was | 55 | 14 | 25.5 | 3404 | 61.9 |
| 2014 | Was | 20 | 10 | 50 | 1195 | 59.8 |
| Career | | 136 | 39 | 28.7 | 8501 | 62.5 |

Game-Winning FGs: 2 (12/9/12 vs. BAL, 10/19/14 vs. TEN)

Career-Best Streak: 18 (2013-14)

POSTSEASON

2012 (WAS): 1 G, 2-of-2 on PATs



PIERRE GARÇON

WIDE RECEIVER
6-0 | 216
DOB: 8/8/86



7TH NFL SEASON
MOUNT UNION
JOHN I. LEONARD H.S. (GREENACRES, FLA.)

HONOR ROLL

USA Today All-Joe Team (2013)

MILESTONES

NFL debut: 9/14/08 (at MIN)... **Redskins debut:** 9/9/12 (at NO)... **First reception:** 11/9/08 (at PIT, 2 yards from Peyton Manning)... **First receiving TD:** 9/21/09 (at MIA, 48 yards from Peyton Manning)... **First multi-TD game:** 12/9/10 (at TEN, 2)... **First 100-yard receiving game:** 11/22/09 (at BAL, 108 yards)... **First 150-yard receiving game:** 12/4/11 (at NE, 150 yards)... **First Super Bowl TD:** 2/7/10 (SB XLIV, vs. NO, 19 yards from Peyton Manning)... **First 150-yard receiving postseason game:** 1/24/10 (vs. NYJ, 151 yards)... **First FR TD:** 09/30/12 (at TB)

TRANSACTIONS

Selected by the Indianapolis Colts in the sixth round (No. 205 overall) of the 2008 NFL Draft... Signed with the Washington Redskins as an unrestricted free agent on March 13, 2012.

PRO

Tenacious blocker and explosive receiving threat who was one of Washington's premier signings in its 2012 free agency class... In 2013, caught 113 passes to break Art Monk's team record for receptions in a season... Became one of the offense's key components in 2012, leading Washington with 633 receiving yards in only 10 games and going 9-1 in games in which he played... Enters 2014 having played in 84 regular season games with 69 starts... Amassed 345 career receptions for 4,498 yards and 25 touchdowns through the conclusion of the 2013 season... Has appeared in five postseason games, starting all five... Has 30 career postseason receptions for 413 yards with three touchdowns.

YEAR-BY-YEAR

2014 (REDSKINS)

Started at HOU (9/7) and posted 77 receiving yards while leading the team in receptions (10). Tied Alvin Garrett (9/5/83 vs. Dallas) and Joe Washington (9/6/81) for the most by a member of the Redskins in a season opener in records dating back to 1960... Started and caught one pass for 12 yards vs. JAX (9/14), concluding a franchise-record streak of 17 consecutive games with 5+ receptions... Started at PHI (9/21) and caught 11 passes for 138 yards and a touchdown to record the 14th 100-yard game of his career and his eighth with the Redskins. Matched career-high with 11 receptions. Combined with DeSean Jackson to become the first two Redskins receivers to accumulate 100 receiving yards in the same game for the first time since Laveranues Coles (180) and Rod Gardner (118) accomplished the feat at Atlanta on Sept. 13, 2003... Caught two passes for 28 yards vs. NYG (9/25)... Started and caught two passes for 23 yards vs. SEA (10/6)... Gained 31 yards on four receptions with a touchdown in a start at ARI (10/12)... Started vs. TEN (10/19) and recorded five receptions for 87 yards including a 70-yard touchdown from Colt McCoy. The 70-yard reception was his longest since an 88-yard touchdown reception in Week 1 of the 2012 season (at NO)... Caught four passes for 47 yards (11.8 avg.) in an overtime win at DAL (10/27).

2013 (REDSKINS)

Started at wide receiver vs. PHI (9/9) and caught a team-high seven passes for 64 yards (9.1 avg.)... Started and posted his ninth career 100-yard receiving game at GB (9/15), catching eight passes for 143 yards (17.9) and a touchdown... Started vs. DET (9/22) and caught a team-high eight passes for 73 yards (9.1 avg.) and also added a 10-yard rush in the first quarter... Started and posted a team-high six receptions for 59 yards (9.8 avg.) and a touchdown at OAK (9/29)... Started at DAL (10/13) and had game highs in receptions (six) and receiving yards (69)... Started and caught five passes for 58 yards (11.6 avg.) vs. CHI (10/20)... Started and registered seven receptions for 46 yards (6.6 avg.) at DEN (10/27)... Started vs. SD (11/3), recording a career-high 172 yards on seven receptions... Started at MIN (11/7) and recorded seven receptions for 119 yards and a touchdown. Surpassed 100 receiving yards in consecutive games for the first time since Weeks 4-5 of the 2011 season as a member of the Indianapolis Colts... Started and caught six passes for 68 yards at PHI (11/17)... Started and caught a game-high eight passes for 48 yards (6.0 avg.) vs. SF (11/25)... Started and tied his career high with nine receptions vs. NYG (12/1), gaining 61 yards and setting a new career high for receiving yards in a season... Started and gained 37 yards on five receptions (7.4 avg.) vs. KC (12/8)... Started vs. ATL (12/15), catching seven passes for 129 yards including a 53-yard touchdown from Kirk Cousins... Started and caught a career-high 11 receptions, recording 144 receiving yards and a receiving touchdown vs. DAL (12/22). Broke Pro Football Hall of Famer Art Monk's team record for receptions in a single season (106 in 1984) and joined Monk as the only players in team history to record triple-digit catches in a season... Started and caught six passes for 56 yards (9.3 avg.) at NYG (12/29), becoming the third player in NFL history to record at least five receptions in every game of a season since the adoption of the 16-game schedule in 1978 (Jimmy Smith in 2001, Antonio Brown in 2013).

2012 (REDSKINS)

Fought through injury the entire season, starting all 10 regular season games in which he played and leading the Redskins with 633 receiving yards... Finished the year with 44 receptions (14.4 avg.) and four receiving touchdowns... Made his Redskins debut at NO (9/9), and caught four passes for 109 yards (the seventh 100-yard game of his career) and a touchdown before leaving the game in the first half with an foot injury. Caught the first pass attempt (for no gain) and first touchdown (88 yards) in the career of Robert Griffin III. His 88-yard reception was the longest pass play by the Redskins since Ed Rubbert's 88-yard touchdown pass to Anthony Allen in a strike game vs. the St. Louis Cardinals on Oct. 4, 1987, a span of 397 regular season games... Inactive (foot) at STL (9/16) and vs. CIN (9/23)... Returned to action at TB (9/30), starting at wide receiver, catching one pass for 20 yards, and recovering a Robert Griffin III fumble in the end zone for a touchdown... Started and caught three passes for 24 yards (8.0 avg.) vs. ATL (10/7)... Inactive (foot) vs. MIN (10/14), at NYG (10/21), at PIT (10/28) and vs. CAR (11/4)... Returned to action as a starter in a win vs. PHI (11/18), catching three passes for five yards (1.7 avg.)... Started in a Thanksgiving Day win at DAL (11/22), catching four passes for 86 yards (21.5 avg.) and scoring on a 59-yard catch and run in the second quarter. He was originally credited with five catches before a scoring change credited him with one run for seven yards... Started in a win vs. NYG on Monday Night Football (12/3), finishing with a season-high eight receptions for 106 receiving yards with one touchdown. Marked the first time he had receiving touchdowns in consecutive games for the first time since Weeks 4-5 of the 2011 season

as a member of the Colts... Started in a win vs. BAL (12/9) and had five receptions for 87 yards (17.4 avg.) including an 11-yard touchdown from Kirk Cousins in the final minute to help force overtime. The touchdown reception was the 20th of his career... Started and had a team-high six receptions for 65 yards (10.8 avg.) in a win at CLE (12/16)... Started and posted team highs in receptions (seven) and receiving yards (87) in a win at PHI (12/23)... Started and had team highs in receptions (three) and receiving yards (46) for a 15.3 average in a division-clinching win vs. DAL (12/30)... Started and led the Redskins in receptions (four) and receiving yards (50) in the NFC Wild Card Round vs. SEA (1/6).

2011 (COLTS)

Played in 16 games, starting all 16... Caught a career-high 70 passes for a career-best 947 yards and tied a career high in touchdowns with six... Had three games of 100+ receiving yards (at TB, vs. KC and at NE). In each of those games, he also had two touchdown receptions... Caught a career-long 87-yard touchdown pass at TB.

2010 (COLTS)

Started 14 games at wide receiver... Was inactive at DEN (9/26) and at JAX (10/3)... Set career-highs with 60 receptions for 784 yards and six TDs receiving... Caught four passes for 103 yards and one TD (57t) at WAS (10/17). Was third career 100+ yard game and the touchdown reception was a season-long... Was 7-78 vs. HOU (11/1)... Was 5-62 at NE (11/21) and 5-72 vs. SD (11/28)... Was 8-56, 1 TD and 1-11 rushing vs. DAL (12/5)... Reception total was career-high... Was 6-93, 2 TDs at TEN (12/9) for first career multiple-TD game... Was 5-44 vs. JAX (12/19) and 3-35, 1 TD at OAK (12/26)... Was 7-78, 1 TD vs. TEN (1/2)... Started at wide receiver in Wild Card Playoffs vs. NYJ (1/8) and was 5-112, 1 TD (57t).

2009 (COLTS)

Opened 13 of 14 games at wide receiver... Started games 2-14... Was inactive vs. NYJ 12/27 and was active but did not play at BUF (1/3)... Was 47-765, 4 TDs receiving and 2-10 rushing... Was 3-24 in reserve role vs. JAX (9/13)... Was 1-48, 1 TD at MIA (9/21)... 48t reception with 3:18 left was game-winner in first career start... Was 3-64, 1 TD (53t) and 1-17 rushing at ARI 9/27... Was 3-50, 1 TD vs. NE (11/15)... Was 6-108 at BAL (11/22)... 66-yard reception was career-long... Was first career 100+-yard game... Was 5-63, 1 TD at HOU (11/29) and 6-136 vs. TEN (12/6)... 136 receiving yards marked career-high and second career 100+-yard game. POSTSEASON: Started three games at wide receiver... Was 21-251, 2 TDs... Was 5-34 vs. BAL (1/16) in Divisional Playoffs... Also had one FF after chasing down defender on int. return... Was 11-151, 1 TD vs. NYJ (1/24) in AFC Championship Game... Recorded fourth 10-plus-reception game in franchise history (12, Raymond Berry; 10, Joseph Addai; 10, Reggie Wayne)... Had 3rd-most receiving yards in Colts post-season history (221, Wayne; 178, Berry)... Marked 4th time in franchise postseason history that team had two 100+ receivers in same game (123, Austin Collie)... Was 5-66, 1 TD (19t) vs. NO (2/7) in Super Bowl XLIV.

2008 (COLTS)

Appeared in 14 games... was inactive vs. CHI (9/7) and vs. DET (12/14)... Was 4-23 receiving, 22-21.6 KOR avg. and 1-5 PR... Also ranked third on team with 15 special teams tackles, 12 solo... Had season-high three special teams tackles in first NFL appearance at MIN (9/14)... Was 6-25.0 KOR and 1-5.0 PR at TEN (10/27)... Was 5-17.0 KOR and recorded his first career reception for two yards at PIT (11/9)... Recorded two special teams tackles and was 1-32 KOR at JAX (12/18)... Was 3-21 receiving, 1-22 KOR and had one special teams tackle vs. TEN (12/28)... Was inactive in Wild Card Playoffs at SD (1/3).

COLLEGE

Four-year player who saw action in 51 games at Norwich (Vt.) and Mount

Union... Played one year at Norwich before transferring to Mount Union as sophomore... Was combined 246-4,380, 60 TDs receiving and 19-176, 4 TDs rushing... Also was 20-24.6, 1 TD KOR and 10-10.0 PR... 60 TD receptions rank 2nd in NCAA Division III history... Also became sixth player in Division III history to surpass 4,000+ yards receiving... Started 39 of 41 games in three seasons with Mount Union and led team to two national titles... Set school records with 202 receptions and 47 TD receptions... Ranked 2nd in school history with 3,363 receiving yards... Saw action in 14 games as senior... Was 67-955, 14 TDs receiving and 19-176, 4 TDs rushing... Was First-Team All-Ohio Athletic Conference choice and Ed Sherman Award winner as league's most outstanding receiver for second consecutive year... Was 7-119, 1 TD vs. Marietta and had two three-touchdown games... Appeared in 15 games as junior... was 67-1,212, 17 TDs receiving and 7-106, 2 TDs rushing... Also had 18-yard touchdown pass... Saw action in 12 games as sophomore... was 68-1,196, 16 TDs receiving and 10-24.1, 1 TD KOR... Was Second-Team All-OAC choice... Appeared in 10 games and was 44-1,017, 13 TDs as freshman at Norwich... Holds degree in communications.

YEAR-BY-YEAR STATS

RECEIVING

| Year | Team | GP | GS | No | Yds | Avg | Lg | TD |
|---------------|------|-----------|-----------|------------|-------------|-------------|------------|-----------|
| 2008 | Ind | 14 | 0 | 4 | 23 | 5.8 | 12 | 0 |
| 2009 | Ind | 14 | 13 | 47 | 765 | 16.3 | 66 | 4 |
| 2010 | Ind | 14 | 14 | 67 | 784 | 11.7 | 57t | 6 |
| 2011 | Ind | 16 | 16 | 70 | 947 | 13.5 | 87t | 6 |
| 2012 | Was | 10 | 10 | 44 | 633 | 14.4 | 88t | 4 |
| 2013 | Was | 16 | 16 | 113 | 1346 | 11.9 | 53t | 5 |
| 2014 | Was | 8 | 6 | 39 | 443 | 11.4 | 70t | 3 |
| Career | | 92 | 75 | 384 | 4941 | 12.9 | 88t | 28 |

RUSHING

| Year | Team | GP | GS | Att | Yds | Avg | Lg | TD |
|---------------|------|-----------|-----------|-----------|-----------|----------|-----------|----------|
| 2008 | Ind | 14 | 0 | 0 | 0 | - | - | 0 |
| 2009 | Ind | 14 | 13 | 2 | 10 | 5 | 17 | 0 |
| 2010 | Ind | 14 | 14 | 2 | 6 | 3 | 11 | 0 |
| 2011 | Ind | 16 | 16 | 4 | 28 | 7 | 18 | 0 |
| 2012 | Was | 10 | 10 | 2 | 9 | 4.5 | 7 | 0 |
| 2013 | Was | 16 | 16 | 2 | 19 | 9.5 | 10 | 0 |
| 2014 | Was | 8 | 6 | 0 | 0 | 0 | 0 | 0 |
| Career | | 92 | 75 | 12 | 72 | 6 | 18 | 0 |

KICK RETURN

| Year | Team | KR | Yds | Avg | Lg | TD |
|---------------|------|-----------|------------|-------------|-----------|----------|
| 2008 | Ind | 22 | 475 | 21.6 | 39 | 0 |
| 2011 | Ind | 0 | 0 | - | - | 0 |
| Career | | 22 | 475 | 21.6 | 39 | 0 |

PUNT RETURN

| Year | Team | PR | Yds | Avg | Lg | TD |
|---------------|------|-----------|-----------|------------|-----------|----------|
| 2008 | Ind | 1 | 5 | 5 | 5 | 0 |
| 2011 | Ind | 16 | 44 | 2.8 | 20 | 0 |
| Career | | 17 | 49 | 2.9 | 20 | 0 |

ADDITIONAL

Fumbles-Lost: 1-0 in 2009, 2-2 in 2011
FR Touchdowns: 1 in 2012 (09/30/12 at TB)

POSTSEASON

| Year | Team | GP | GS | No | Yds | Avg | Lg | TD |
|---------------|------|----------|----------|-----------|------------|-------------|------------|----------|
| 2009 | Ind | 3 | 3 | 21 | 251 | 12.0 | 36t | 2 |
| 2010 | Ind | 1 | 1 | 5 | 112 | 22.4 | 57t | 1 |
| 2012 | Was | 1 | 1 | 4 | 50 | 12.5 | 30 | 0 |
| Career | | 5 | 5 | 30 | 413 | 13.8 | 57t | 3 |

PERSONAL

Full name is Pierre Andre Garçon... Born in Carmel, N.Y... Attended John I. Leonard (Greenacres, Fla.) H.S.... Earned two letters in football, while also competing in track and soccer... Is the son of two Haitian emigrants and identifies himself as Haitian-American.

COMMUNITY

Founded the Pierre Garçon Helping Hands Foundation to provide resources for Haitians affected by the January 2010 earthquake. Flew to Haiti on mission trips and worked with three other charitable organizations to assist the region... From Port-au-Prince, Haiti... Hosted a charity event that raised more than \$30,000 for the Boys & Girls Clubs of Greater Washington during the 2013 offseason and raised more than \$100,000 in the event's second year in 2014... Helped with the Smashing Walnuts Foundation fundraiser honoring the memory of Gabriella Miller... Helped Russell Athletic donate new football jerseys to Theodore Roosevelt H.S. in Washington, D.C., Thomas Jefferson H.S. in Virginia and Springbrook H.S. in Maryland.

CAREER HIGHS

SINGLE-GAME

| | |
|------------------------------|--|
| Receptions: | 11, twice, last at Philadelphia (09/21/14) |
| Receiving Yards: | 172, vs. San Diego (11/03/13) |
| Long (Receiving): | 88t, at New Orleans (09/09/12) |
| Receiving Touchdowns: | 2, four times, last at TEN (12/09/10) |
| Carries: | 2, vs. Carolina (11/27/11) |
| Rushing Yards: | 18, at Jacksonville (11/13/11) |
| Long (Rushing): | 18, at Jacksonville (11/13/11) |

SINGLE-SEASON


| | |
|------------------------------|--------------------------|
| Receptions: | 113 (2013) |
| Receiving Yards: | 1,346 (2013) |
| Receiving Touchdowns: | 6 (twice, 2010 and 2011) |
| Receiving Average: | 16.3 (2009) |

CLIFTON GEATHERS

DEFENSIVE END
6-8 | 325
DOB: 12/11/87



5TH NFL SEASON
SOUTH CAROLINA
CARVERS BAY H.S. (HEMINGWAY, S.C.)



MILESTONES

NFL debut: 10/24/10 (vs. PIT)... **First NFL start:** 12/8/13 (vs. DET)... **Redskins debut:** 9/7/14 (at HOU)

TRANSACTIONS

Selected by the Cleveland Browns in the sixth round (186th overall) of the 2010 NFL Draft... Waived by the Browns on September 4, 2010... Acquired on waivers by the Miami Dolphins on September 5, 2010... Released by the Dolphins on September 13, 2010... Added to the Dolphins' practice squad on September 15, 2010... Released from the Dolphins' practice squad on September 18, 2010... Added to the Dolphins' practice squad on September 21, 2010... Signed to the Dolphins' active roster on October 23, 2010... Released by the Dolphins on November 26, 2010... Signed with the Seattle Seahawks on November 27, 2010... Waived by the Seahawks on December 7, 2010... Acquired on waivers by the Dallas Cowboys on December 8, 2010... Re-signed with the Cowboys as an exclusive rights free agent on April 20, 2012... Released by the Cowboys on August 31, 2012... Signed to the Indianapolis Colts' practice squad on October 3, 2012... Signed to the Colts' active roster on October 9, 2012... Traded to the Philadelphia Eagles on March 28, 2013... Signed with the Washington Redskins as an unrestricted free agent on March 13, 2014.

PRO

Joins the Redskins in 2014 having previously appeared in 31 career games with one start.

YEAR-BY-YEAR

2014 (REDSKINS)

Played on defense and special teams at HOU (9/7)... Added a solo tackle vs. JAX (9/14) and at PHI (9/21)... Contributed three tackles (two solo) vs. NYG (9/25)... Played on defense and special teams vs. SEA (10/6) and at ARI (10/12)... Inactive vs. TEN (10/19) and at DAL (10/27).

2013 (EAGLES)

Played in a career-high 16 games with one start... Registered 13 tackles (nine solo)... Made first start of his career vs. DET (12/8).

2012 (COLTS)

Appeared in eight games for the Colts, recording five tackles and one sack... Notched his first career sack, taking down Texans quarterback Matt Schaub for a nine-yard loss in the first quarter vs. HOU (12/30).

2011 (COWBOYS)

Played in five games for the Cowboys... Made two assisted tackles and added three quarterback pressures.

2010 (BROWNS/DOLPHINS/SEAHAWKS/COWBOYS)

Waived by the Browns prior to the regular season... Made NFL debut with the Dolphins vs. PIT (10/24) after being elevated to the 53-man roster the previous day... Spent time with the Seahawks before being claimed on waivers by the Cowboys on Dec. 8.

COLLEGE

Finished his collegiate career at South Carolina with 72 tackles, 12 tackles for a loss, six sacks, two forced fumbles and one fumble recovery over three seasons with the Gamecocks from 2007-09... Recorded 41 tackles, 3.5 sacks, 8.5 tackles for a loss, two forced fumbles and one fumble recovery in 12 games as a junior in 2009... Credited with 29 tackles as a sophomore while playing in all 13 games with one start in 2008... Saw action in 11 games and made two tackles as a freshman in 2007.

PERSONAL

Attended Carvers Bay H.S. in Hemingway, S.C., where he was one of the top prospects in the country... Participated in the U.S. Army All-American game in January 2006... Enrolled at South Carolina in January 2007 after spending the fall at Hargrove Military Academy in Chatham, Va... Majored in African-American studies... Comes from a football family. Older brother, Robert, has played 10 years as a defensive end with the Bengals after being drafted in the fourth round by Cincinnati in 2004. His younger brother, Kwame, signed as a rookie free agent with the Chargers in 2013... His father, Robert, Sr., also a defensive lineman, was a third round pick of the Buffalo Bills in 1981. His uncle, James "Jumpy" Geathers, enjoyed a 13-year NFL career with the Saints (1984-89), Redskins (1990-92), Falcons (1993-95) and Broncos (1996), including helping Washington to victory in Super Bowl XXVI... Clifton and Robert have a foundation called "Geathers Elite Performance" that runs a football camp each year to benefit children in their hometown of Georgetown, S.C... Born on Dec. 11, 1987.

YEAR-BY-YEAR STATS


DEFENSE

| Year | Team | G | GS | Tack | Solo | Sack | PD | FF | FR |
|---------------|---------|-----------|----------|-----------|-----------|----------|----------|----------|----------|
| 2010 | Mia/Dal | 2 | 0 | 0 | 0 | 0 | 0 | 0 | 0 |
| 2011 | Dal | 5 | 0 | 0 | 0 | 0 | 0 | 0 | 0 |
| 2012 | Ind | 8 | 0 | 5 | 3 | 1 | 0 | 0 | 0 |
| 2013 | Phi | 16 | 1 | 13 | 9 | 0 | 0 | 0 | 0 |
| 2014 | Was | 6 | 0 | 6 | 5 | 0 | 0 | 0 | 0 |
| Career | | 37 | 1 | 24 | 17 | 1 | 0 | 0 | 0 |

*Tackle stats according to STATS, LLC

POSTSEASON

2012 (IND): 1 G
2013 (PHI): 1 G



KEDRIC GOLSTON

DEFENSIVE LINE
6-4 | 318
DOB: 5/30/83



9TH NFL SEASON
GEORGIA
SANDY CREEK H.S. (TYRONE, GA.)

MILESTONES

NFL debut: 9/11/06 (vs. MIN)... **First sack:** 10/15/06 (vs. TEN, Vince Young)... **First FF:** 10/11/09 (at CAR, DeAngelo Williams)... **First FR:** 9/24/06 (at HOU, David Carr)

TRANSACTIONS

Originally selected by the Washington Redskins in the sixth round (196th overall) of the 2006 NFL Draft... Re-signed by the Redskins on August 4, 2011... Re-signed by the Redskins as an unrestricted free agent on March 13, 2013.

PRO

Enters 2014 having played in 114 career games with 51 starts... Credited by STATS, LLC with 204 career tackles (127 solo), 7.0 sacks, two forced fumbles and two fumble recoveries through the 2013 season... Blocked an extra point against Arizona on Oct. 21, 2007, the last extra point blocked by the Redskins and the first since Wilber Marshall against San Francisco on Nov. 20, 1988... Blocked a field goal against Chicago on Dec. 6, 2007, the first by a Redskin since Troy Vincent against Dallas on Nov. 5, 2006.

YEAR-BY-YEAR

2014 (REDSKINS)

Added one solo tackle at HOU (9/7)... Inactive vs. JAX (9/14), at PHI (9/21) and vs. NYG (9/25)... Played on defense and special teams vs. SEA (10/6), at ARI (10/12) and vs. TEN (10/19)... Contributed a solo tackle in an overtime win at DAL (10/27).

2013 (REDSKINS)

Had two tackles (one solo) vs. PHI (9/9)... Started at defensive end at GB (9/15) and had two tackles (one solo)... Started vs. DET (9/22) and made two tackles... Started and added four tackles (three solo) at OAK (9/29)... Started and added two tackles (one solo) at DAL (10/13)... Started in Washington's win vs. CHI (10/20)... Had two tackles (one solo) at DEN (10/27)... Added an assisted tackle vs. SD (11/3)... Played on defense and special teams at MIN (11/7) and at PHI (11/17)... Started and recorded an assisted tackle vs. SF (11/25)... Started vs. NYG (12/1)... Started and had an assisted tackle vs. KC (12/8)... Contributed a solo tackle at ATL (12/15)... Made two tackles (one solo) vs. DAL (12/22)... Added a solo tackle at NYG (12/29).

2012 (REDSKINS)

Veteran played in all 16 regular season games and supplemented his special teams play with 27 tackles (15 solo) as credited by coaches... Saw action at defensive end and on special teams in the team's season-opening win at NO (9/9)... Played at defensive end and on special teams at STL (9/16)... Played at defensive end and on special teams vs. CIN (9/23) and at TB (9/30)... Had one tackle in reserve duty vs. ATL (10/7)... Had a quarterback pressure vs. MIN (10/14)... Had one tackle as a reserve at NYG (10/21)... Saw action on defense and special teams at PIT (10/28)... Had one tackle in reserve action vs. CAR (11/4)... Had four tackles (three solo) in a win vs. PHI (11/18)... Saw action on defense and special teams in a Thanksgiving Day win at DAL (11/22)... In a win vs. NYG (12/3) on Monday Night Football, had four tackles (two solo) in reserve duty... Had two tackles (one solo) in

a win vs. BAL (12/9)... Saw action on defense and special teams in wins at CLE (12/16) and at PHI (12/23)... Had two assisted tackles in a division-clinching win vs. DAL (12/30)... Added two assisted tackles in the NFC Wild Card Round vs. SEA (1/6).

2011 (REDSKINS)

Played in nine games, recording 16 tackles (eight solo), 1.5 sacks and a forced fumble... Saw action at defensive end and recorded two tackles (one solo) vs. NYG (9/11)... Saw action at defensive end vs. ARI (9/18)... Saw action at defensive end at DAL (9/26) and recorded six tackles (four solo) and a forced fumble... Saw action at defensive end at STL (10/2) and recorded one tackle (solo)... Saw action at defensive end vs. PHI (10/16) and recorded three tackles (one solo) and .5 sacks... Saw action at defensive end at CAR (10/23) and recorded five tackles (two solo)... Saw action at defensive end at BUF (10/30) and recorded four tackles (one solo)... Saw action at defensive end vs. SF (11/6) and recorded one tackle (one solo)... Saw action at defensive end at MIA (11/13) and recorded two tackles (one solo)... Placed on Reserve/Injured List on Nov. 15.

2010 (REDSKINS)

Played in 13 games with 13 starts and was inactive at DAL (12/19)... Totaled 57 tackles (32 solo), before finishing the season on Injured Reserve... Started at defensive end vs. DAL (9/12) and had four tackles (four solo). Helped control the defensive line and allow linebackers London Fletcher and Rocky McIntosh to combine for 25 tackles. Contributed to a rush defense which held both Marion Barber and Felix Jones under 40 yards rushing. Helped limit the Dallas offense to seven points... Started at defensive end vs. HOU (9/19). Totaled four tackles (three solo)... Started at defensive end at STL (9/26). Registered seven tackles (four solo) and had one hit on quarterback Sam Bradford... Opened the game at defensive end at PHI (10/3) and had seven tackles (three solo) and a pass defensed. Helped limit running back LeSean McCoy to 64 rushing yards. Controlled the line of scrimmage allowing linebackers London Fletcher and Rocky McIntosh combine for 32 tackles... Started at defensive end vs. GB (10/10) and totaled six tackles (two solo). Controlled the line of scrimmage, allowing linebackers Lorenzo Alexander, London Fletcher and Brian Orakpo to combine for four sacks. Helped prevent the Packers from scoring on their final seven possessions of the game. The Packers 13 points were the fewest they scored in 38 regular season games... Opened the game at defensive end and had two tackles vs. IND (10/17)... Started at defensive end at CHI (10/24). Had two tackles (one solo) and two quarterback pressures. Helped limit the Bears to just 66 rushing yards... Had two tackles (two solo) at DET (10/31)... Started at defensive end vs. PHI (11/15) and had four tackles (three solo)... Had three tackles (one solo) at TEN (11/21)... Started at defensive end vs. MIN (11/28). Had seven tackles (two solo). Part of a defense which held the Vikings to 299 total yards... Had five tackles (two solo) and one hit on the quarterback at NYG (12/5)... Started at defensive end vs. TB (12/12) and led all defensive linemen with four tackles (three solo)... Declared inactive at DAL (12/19) with groin and elbow injuries... Placed on Injured Reserve on December 25 with an injured groin.

2009 (REDSKINS)

Played in all 16 regular season games with six starts... Recorded 50 tackles (25 solo), tied his career high with two sacks, and also added his first career forced fumble... Finished second on the team behind Andre Carter with six tackles for loss... Notched four tackles (two solo), including one for a loss,

and his first sack of the season at ATL (11/8)... Totaled two tackles (solo), including one for a loss, and his second sack of the season at SD (1/4).

2008 (REDSKINS)

Played in 13 regular season games with 12 starts... Was inactive (with bone spurs in his ankle) in three contests (at NYG, 11/30; at BAL, 12/7 and vs. PHI, 12/21)... Totaled 37 tackles and a career-high two sacks... Tied his season-high with six tackles and a sack of quarterback Ben Roethlisberger vs. PIT (11/3).

2007 (REDSKINS)

Played in 15 regular season games and one postseason contest; inactive against DET (10/7)... Totaled 18 tackles and one sack for the season; his sack on quarterback Eli Manning vs. NYG (9/23) was the first of his career... Blocked an extra point against ARI (10/21), the first extra point blocked by the Redskins since Wilber Marshall against San Francisco on November 20, 1988... Blocked a field goal against CHI (12/6), the first field goal blocked by the Redskins since Troy Vincent against Dallas on November 5, 2006.

2006 (REDSKINS)

Played in all 16 regular season games as a rookie with 13 starts... Recorded a career-best 59 tackles... Made his first professional start at right defensive tackle at HOU (9/24) and recorded three tackles (one solo) and his first career fumble recovery.

COLLEGE

Played in 10 games as a senior at Georgia, with nine starts after being hampered by an elbow injury... Recorded 21 tackles (13 solo), 1.5 sacks and 28 quarterback pressures, which ranked second on the team... Helped lead the defense that held LSU to 74 yards rushing in the SEC Championship Game... Winner of the 2005 Leon Farmer Strength and Conditioning Award... Recipient of the Coaches Leadership Award for defense as a junior... Suffered a broken shoulder blade during practice, which limited him to eight games during his sophomore season... A member of the Bulldogs team that won Georgia's first SEC Championship in 20 years, defeated FSU for the Nokia Sugar Bowl title and set a school record for most victories in a season (13)... Named Freshman All-America third-team and Freshman All-SEC first-team by The Sporting News... Majored in child and family development.

PERSONAL

Is an avid fan of NASCAR... Attended Sandy Creek H.S. and is a native of Tyrone, Ga... Honored as a Parade Magazine All-American and Georgia Sports Writers Association All-American... All-time sack leader (45) at Sandy Creek... Lettered in basketball and finished second in state in wrestling his junior year... Participated in the NFL's business management and entrepreneurial programs at the Harvard Business School and the Wharton School of the University of Pennsylvania, which prepares players for their post-playing careers... He and his wife, Christal, have four children: Tori, Kedric II, Kaden and Avery... Daughter, Tori, is a successful child model who has appeared in Macy's billboards in Times Square and in advertisements for Target, Toys "R" Us and Linens N Things.

COMMUNITY

Was active in the community throughout the 2013 season... Attended the Burgundy & Gold Youth For Tomorrow Banquet... Participated in Tyler Polumbus' Tyler's Kids Outreach Football Camp at Redskins Park... Participated in Ryan Kerrigan's first Blitz for the Better Foundation fundraising event... Contributed at the Adopt a Child Shopping Spree... Attended Darrell Green's annual Christmas With The Redskins party to benefit more than 150 underserved children during the holidays... In 2010, participated in the Ashburn Volunteer Fire Department Visit, A.C.E.S. Foundation Bowl-

ing Fundraiser, NASCAR Day at Old Dominion Speedway with Youth for Tomorrow, A.C.E.S. Foundation 'Big Play' Back-to-School Giveaway, PLAY 60 Guinness World Record Attempt and Renaldo Wynn's Adopt a Child for the Holidays. During the 2010 offseason, as awarded a grant by the NFL Youth Football Fund to help support his youth football camp... In July 2010, joined teammate Lorenzo Alexander in hosting "Ride to Provide," a charity bike event which helped raise money for the ACES Foundation and other children's charities... Along with Alexander and Jason Campbell, he joined the Tigerlily Foundation during the 2009 offseason to host its Annual Kickoff for Breast Cancer to raise awareness and funds to continue its mission of providing full-lifecycle assistance to young women affected by breast cancer... Joined teammates at Jason Taylor Foundation's "Cool Gear for the School Year" to assist deserving area children pick out new clothes from Old Navy in 2008... Attended the seventh annual "Dancing with the Stars" Sweetheart Ball on Valentine's Day of 2008 to help raise money for Joe Gibbs' Youth for Tomorrow Foundation.

YEAR-BY-YEAR STATS

DEFENSE

| Year | Team | G | GS | Tack | Solo | Sack | PD | FF | FR |
|---------------|------|------------|-----------|------------|------------|----------|----------|----------|----------|
| 2006 | Was | 16 | 13 | 44 | 34 | 0.5 | 3 | 0 | 1 |
| 2007 | Was | 15 | 0 | 12 | 8 | 1 | 0 | 0 | 1 |
| 2008 | Was | 13 | 12 | 28 | 19 | 2 | 1 | 0 | 0 |
| 2009 | Was | 16 | 5 | 33 | 21 | 2 | 2 | 1 | 0 |
| 2010 | Was | 13 | 13 | 34 | 19 | 0 | 1 | 0 | 0 |
| 2011 | Was | 9 | 0 | 16 | 8 | 1.5 | 0 | 1 | 0 |
| 2012 | Was | 16 | 0 | 16 | 8 | 0 | 0 | 0 | 0 |
| 2013 | Was | 16 | 8 | 21 | 10 | 0 | 0 | 0 | 0 |
| 2014 | Was | 5 | 0 | 2 | 2 | 0 | 0 | 0 | 0 |
| Career | | 119 | 51 | 206 | 129 | 7 | 7 | 2 | 2 |

*Tackle stats according to STATS, LLC

POSTSEASON

| Year | Team | G | GS | Tack | Solo | Sack | PD | FF | FR |
|---------------|------|----------|----------|----------|----------|----------|----------|----------|----------|
| 2007 | Was | 1 | 0 | 3 | 3 | 0 | 0 | 0 | 0 |
| 2012 | Was | 1 | 0 | 2 | 0 | 0 | 0 | 0 | 0 |
| Career | | 2 | 0 | 5 | 3 | 0 | 0 | 0 | 0 |

CAREER HIGHS

SINGLE-GAME

| | |
|---------------------------|--|
| Total Tackles: | 6, three times, last time at Dallas (9/26/11) |
| Solo Tackles: | 5, three times, last time vs. Cleveland (10/19/08) |
| Sacks: | 1, six times, last time at Buffalo (10/30/11) |
| Passes Defensed: | 1, seven times, last time at Detroit (10/31/10) |
| Forced Fumbles: | 1, twice, last time at Dallas (09/26/11) |
| Fumble Recoveries: | 1, twice, at Minnesota (12/23/07) |

SINGLE-SEASON

| | |
|---------------------------|-------------------|
| Total Tackles: | 44 (2006) |
| Solo Tackles: | 34 (2006) |
| Sacks: | 2 (2008 and 2009) |
| Passes Defensed: | 3 (2006) |
| Forced Fumbles: | 1 (2009 and 2011) |
| Fumble Recoveries: | 1 (2006 and 2007) |



RYAN GRANT

WIDE RECEIVER
6-0 | 193
DOB: 12/19/90



ROOKIE
TULANE
WEST BROOK H.S. (BEAUMONT, TEXAS)

MILESTONES

NFL debut: 9/7/14 (at HOU)... **First NFL start:** 10/27/14 (at DAL)... **First reception:** 9/14/14 (vs. JAX, 3 yards from Kirk Cousins)

TRANSACTIONS

Selected by the Washington Redskins in the fifth round (142nd overall) of the 2014 NFL Draft.

YEAR-BY-YEAR

2014 (REDSKINS)

Made NFL debut on offense and special teams at HOU (9/7)... Caught five passes for 57 yards vs. JAX (9/14)... Contributed on offense and special teams at PHI (9/21), vs. NYG (9/25), vs. SEA (10/6) and at ARI (10/12)... Saw action on offense vs. TEN (10/19)... Made first NFL start at DAL (10/27).

COLLEGE

Played at Tulane from 2009-13, starting 31 of the 47 games in which he appeared and finishing his career with 196 receptions for 2,769 yards and 21 touchdowns. His receptions and yardage figures finished fifth in school history... As a senior in 2013, led the Green Wave for the second consecutive year with 77 receptions for 1,039 yards and nine touchdowns in 13 games with 12 starts... Earned All-Conference USA honors from the league's coaches as a junior in 2012, starting all 12 games and recording 76 passes for 1,149 yards and six touchdowns. Led CUSA in receiving yards per game (95.8) that season... Redshirted in 2011 with a sports hernia... Started six of 12 games played in 2010, compiling 515 receiving yards with four touchdowns on 33 receptions... Played in nine games as a true freshman in 2009 and caught nine passes for 39 yards.

PERSONAL

Attended West Brook H.S. in Beaumont, Texas, where he lettered three times and helped the Bruins to a combined 27-8 record during his career... Won a District 21-5A title as a senior and advanced to the state playoffs all three seasons... Named first-team all-district as a senior after catching 42 passes for 717 yards and seven touchdowns... Named a two-star recruit by Rivals.com and Scout.com... Majored in business management and minored in marketing... Son of Greta Roberts and Reginald Grant... Full name: Ryan Joseph Grant... Born on Dec. 19, 1990 in Beaumont, Texas.

YEAR-BY-YEAR STATS

RECEIVING

| Year | Team | GP | GS | No | Yds | Avg | Lg | TD |
|---------------|------|----------|----------|----------|-----------|-------------|-----------|----------|
| 2014 | Was | 8 | 1 | 5 | 57 | 11.4 | 21 | 0 |
| Career | | 8 | 1 | 5 | 57 | 11.4 | 21 | 0 |



ROBERT GRIFFIN III

QUARTERBACK
6-2 | 222
DOB: 2/12/90



3RD NFL SEASON
BAYLOR
COPPERAS COVE H.S. (COPPERAS COVE, TEXAS)

HONOR ROLL

Offensive Captain (2012-13)
Pro Bowl Selection (2012 season)
AP Offensive Rookie of the Year (2012)
PFW/PFWA Rookie of the Year; All-Rookie Team (2012)
Sporting News Rookie of the Year (2012)
Redskins Ed Block Courage Award (2013)

MILESTONES

NFL debut: 9/9/12 (at NO)... **First win as starter:** 9/9/12: (at NO)... **First completion:** 9/9/12 (at NO, no gain to Pierre Garçon)... **First passing TD:** 9/9/12 (at NO, 88 yards to Pierre Garçon)... **First four-TD game passing:** 11/18/12 (vs. PHI, 4)... **First 300-yard passing game:** 9/9/12 (at NO, 320 yards)... **First rushing TD:** 9/16/12 (at STL, 5 yards)... **First multi-TD game rushing:** 9/16/12 (at STL, 2)... **First 100-yard rushing game:** 10/14/12 (vs. MIN, 138 yards)... **First postseason passing TD:** 1/6/13 (vs. SEA, 4 yards to Evan Royster)

TRANSACTIONS

Selected by the Washington Redskins in the first round (second overall) of the 2012 NFL Draft.

PRO

One of the NFL's brightest young stars who enters 2014 having started 28 games plus a postseason game in his first two NFL seasons... Holds NFL rookie records for passer rating (102.4), percentage of passes had intercepted (1.27) and rushing yards by a quarterback (815)... Became the first Redskin quarterback to earn AP Rookie of the Year honors and joined running back Mike Thomas (1975) and Pro Football Hall of Famer Charley Taylor (1964) as the only three Redskins to win the award... Completed 258-of-393 passes (65.6 percent) for 3,200 yards with 20 touchdowns and a passer rating of 102.4 as a rookie in 2012... In 2013, joined Sonny Jurgensen (1966-67), Joe Theismann (1983-84), Mark Rypien (1991-92) and Jason Campbell (2008-09) as the only Redskins to post consecutive 3,000-yard passing seasons... Was the fifth quarterback in NFL history to post 3,000 passing yards in each of his first two NFL seasons, joining Peyton Manning (1998-99), Andy Dalton (2011-12), Cam Newton (2011-12) and Ryan Tannehill (2012-13).

YEAR-BY-YEAR

2014 (REDSKINS)

Started at HOU (9/7) and completed 29-of-37 passes for 267 yards with a passer rating of 96.7. Completion percentage of 78.4 was the second-highest of his career and his best since completing 93.3 percent of his passes vs. PHI in 2012... Started vs. JAX (9/14), completing 2-of-3 passes for 38 yards and adding 22 yards on two rushing attempts before exiting with an injury... Inactive with an ankle injury starting in Week 3 at PHI (9/21).

2013 (REDSKINS)

Voted by his teammates as an offensive captain prior to the season... Started the first 13 games of the season, completing 60.1 percent of his passes and

throwing 16 touchdowns... Started vs. PHI (9/9) and posted then-career highs in completions (30) and pass attempts (49) and a career-high in passing yards (329). Threw two fourth-quarter touchdowns to Leonard Hankerson... Started at GB (9/15) and completed 26-of-40 passes for 320 yards with three passing touchdowns... Started vs. DET (9/22) and registered career highs in completions (32) and pass attempts (50), and reaching 326 passing yards to become the first Redskin in the Super Bowl era to post three consecutive 300-yard passing games. Also added 37 rushing yards on six carries (6.2 avg.)... Started at OAK (9/29) and completed 18-of-31 passes for 227 yards and one passing touchdown. Also added three rushing attempts for 10 yards... Started at DAL (10/13), completing 19-of-39 passes for 246 yards and adding nine rushing attempts for 77 yards, both season highs... Started and completed 18-of-29 passes for 298 yards and two touchdowns vs. CHI (10/20). Also posted season highs in rushing attempts (11) and rushing yards (84). Engineered a fourth quarter comeback, the third of his career in its entirety... Started at DEN (10/27) and completed 15-of-32 passes for 132 yards with one touchdown and two interceptions... Started vs. SD (11/3) and completed 23-of-32 passes for 291 yards and one interception. Directed a 10-play, 78-yard game-winning drive on the first possession of overtime... Started at MIN (11/7), completing 24-of-37 passes for 281 yards with a season-high-tying three touchdowns and a season-high passer rating of 114.8... Started and completed 17-of-35 passes for 264 yards and two touchdowns at PHI (11/17). Also added 44 rushing yards on 10 carries... Started vs. SF (11/25), completing 16-of-26 passes for 118 yards with an interception. Added 27 rushing yards on four carries (6.8 avg.)... Started vs. NYG (12/1) and completed 24-of-32 passes for 207 yards and one touchdown. Added 88 yards on 12 rushing attempts. Connected on his first 12 passes of the game, matching his career best for consecutive completions (12 - at DAL, 2012)... Started and completed 12-of-26 passes for 164 yards with one touchdown and one interception vs. KC (12/8)... Inactive at ATL (12/15), vs. DAL (12/22) and at NYG (12/29).

2012 (REDSKINS)

Started 15 regular season games in helping lead Washington to a 10-6 record and its first division title since 1999... Selected by his teammates as an offensive captain at midseason... Earned his first career Pro Bowl selection, becoming the first Redskins offensive rookie to earn a selection since Larry Brown in 1969... Named PFW/PFWA Rookie of the Year and Offensive Rookie of the Year... Completed 258-of-393 passes (65.6 percent) for 3,200 yards with 20 touchdowns and a passer rating of 102.4... Set NFL rookie records for passer rating (102.4) and percentage of passes had intercepted (1.27) and fell just short of the league rookie record for completion percentage... Shattered virtually every Redskins rookie passing record and every team record for rushing by a quarterback... Made his NFL debut as the starting quarterback in a season-opening win at NO (9/9), becoming the first player born in the 1990s to start at quarterback in NFL history. Completed 19-of-26 passes for 320 yards and two touchdowns and finished with a passer rating of 139.9. Became the first player in NFL history to compile 300-plus passing yards, two or more passing touchdowns and no interceptions in an NFL debut. Threw his first career touchdown on an 88-yard pass to Pierre Garçon, the longest pass play by the Redskins since Ed Rubbert's 88-yard touchdown pass to Anthony Allen in a strike game vs. the St. Louis Cardinals on Oct. 4, 1987, a span of 397 regular season games... Started at STL (9/16) and completed 20-of-29 passes for 206 yards with one touchdown, one interception and a quarterback rating of 86.3. Added 11 carries for 82 yards and his first two career rushing touchdowns, with his 82 rush-

ing yards being the most by a Redskins quarterback since the 1970 merger, surpassing Joe Theismann's 64 rushing yards at Chicago on 11/9/80. Became the first Redskins quarterback to rush for two TD since Mark Rypien vs. Indianapolis on Nov. 7, 1993, a span of 297 regular season games and was the first Redskins rookie QB to do so since Norm Snead at Dallas on 11/19/61... Started vs. CIN (9/23), completing 21-of-34 passes for 221 yards with one touchdown and a 90.4 passer rating. Also added 74 yards on 13 carries with one touchdown. The rushing touchdown was his third of the season, tying him with Al Dorow (1954) and Norm Snead (1961) for the team record for rushing touchdowns a Redskins rookie quarterback... Started at quarterback and registered his first fourth-quarter comeback win at TB (9/30). Finished the game 26-of-35 for 323 yards (all career highs) and added seven carries for 43 yards and a touchdown on the ground. Engineered a seven-play, 56-yard drive in 1:39 to set up Billy Cundiff for a 41-yard game-winning field goal with three seconds remaining. Scored his fourth rushing touchdown of the season on a five-yard run in the second quarter, tying Joe Theismann (1979) and Eddie LeBaron (1955) for the Redskins record of rushing touchdowns by a quarterback in a single season. Became the sixth NFL quarterback since the 1970 merger to register at least four rushing touchdowns in the first four games of a season, joining Cam Newton (2011), Kordell Stewart (1997), Bubby Brister (1988), Steve Grogan (1976) and Terry Bradshaw (1972). With 1,170 passing yards through four games, joined Cam Newton (2011) and Ryan Tannehill (2012) as the only players to reach 1,000 passing yards in their first four games of their rookie seasons. His 300-yard passing performance was the second of his career and the 100th by a Redskins quarterback in team history... Started vs. ATL (10/7) and completed 10-of-15 passes for 91 yards before exiting the game in the third quarter with a head injury. Rushed once for seven yards, giving him 241 on the season, breaking Sammy Baugh's team record for rushing yards by a rookie quarterback in a season (240 in 1937)... Started vs. MIN (10/14) and completed 17-of-22 passes for 182 yards and a touchdown. Also tied a career high in rushing attempts (13) and set a career high with 138 rushing yards with two rushing touchdowns. Set a franchise record for single-game rushing yardage by a quarterback with the first 100-yard rushing effort by a QB in team history. Broke the team record for rushing yards by a quarterback in a single season, surpassing Harry Gilmer, who had 365 rushing yards in 1952 and saw action at both quarterback and left halfback in that season (the previous high by a Redskins player who played strictly quarterback was Joe Theismann, who rushed for 314 yards in 1984). Ended the evening with a 76-

yard touchdown run, the longest by a quarterback in team history and the longest by an NFL quarterback since Pittsburgh's Kordell Stewart rushed for an 80-yard touchdown against Carolina on Dec. 22, 1996. The run was the longest by any Redskin since Clinton Portis had a 78-yard run vs. the Kansas City Chiefs on Oct. 18, 2009. Became only the second individual quarterback in team history with at least one rushing touchdown and one passing touchdown in three games three times in a season since 1950 (Joe Theismann, 1980). Joined Michael Vick as the only NFL quarterbacks since 1970 to rush for at least 130 yards and two touchdowns in a game. His six rushing touchdowns are the most by a Redskins quarterback in a single season in team history. He was previously tied with Joe Theismann (1979) and Eddie LeBaron (1955)... Started at NYG (10/21) and completed 20-of-28 passes for 258 yards with two touchdowns, and added 89 rushing yards on nine carries (9.9 avg.). Had a 108.9 passer rating, marking the third time he had eclipsed 100.0 in a game... Started at PIT (10/28), completing 16-of-34 passes for 177 yards with one touchdown and no interceptions. Threw the eighth touchdown pass of his rookie season, finding wide receiver Santana Moss for a one-yard touchdown on fourth down in the second quarter... Started vs. CAR (11/4) and completed 23-of-39 passes for 215 yards. With 23 completions, he tied Norm Snead's team record for completions in a rookie season (172, set in 1961). Also rushed 13 times for 76 yards, making he and running back Alfred Morris the first rookie quarterback-running back tandem in NFL history to each amass 500 rushing yards in a season... Started in a win vs. PHI (11/18) and completed 14-of-15 passes (93.3 percent) for 200 yards with a career-high four touchdowns, finishing with a perfect 158.3 passer rating and also contributing 84 rushing yards on 12 carries. Became only the third NFL player (Randall Cunningham, Michael Vick) and first rookie ever with 200 pass yards, 75 rush yards and four passing TD in a single game. Was five attempts short of meeting the 20-attempt minimum needed to qualify for team records for completion percentage (Mark Brunell - 89.3 on Sept. 24, 2006 vs. Houston) and passer rating (Sonny Jurgensen - 149.3, Sept. 15, 1968 at Chicago). Became only the third rookie to surpass both 2,000 passing yards and 500 rushing yards in a season, joining Vince Young in 2006 (2,199 passing yards, 552 rushing yards) and Cam Newton in 2011 (4,051 passing yards, 706 rushing yards)... In a Thanksgiving Day win at DAL (11/22), completed 19-of-27 passes for 304 yards and four touchdowns. Became the first rookie in NFL history and the first player in Redskins history to pass for four touchdowns in consecutive games. In the game, he broke single-season team records for passing yards by a rookie (Norm Snead's 2,337 in 1961) and passing touchdowns by

YEAR-BY-YEAR STATS

PASSING

| Year | Team | G | GS | Att | Comp | Pct | Yds | Yd/A | TD | Int | Lg | Rate |
|---------------|------|-----------|-----------|------------|------------|-------------|-------------|------------|-----------|-----------|------------|-------------|
| 2012 | Was | 15 | 15 | 393 | 258 | 65.6 | 3200 | 8.1 | 20 | 5 | 88t | 102.4 |
| 2013 | Was | 13 | 13 | 456 | 274 | 60.1 | 3203 | 7.0 | 16 | 12 | 62t | 82.2 |
| 2014 | Was | 2 | 2 | 40 | 31 | 77.5 | 305 | 7.6 | 0 | 0 | 274 | 82.2 |
| Career | | 30 | 30 | 889 | 563 | 63.3 | 6708 | 7.5 | 36 | 17 | 88t | 91.8 |

RUSHING

| Year | Team | Att | Yds | Avg | Lg | TD |
|---------------|------|------------|-------------|------------|------------|----------|
| 2012 | Was | 120 | 815 | 6.8 | 76t | 7 |
| 2013 | Was | 86 | 489 | 5.7 | 26 | 0 |
| 2014 | Was | 5 | 24 | 4.8 | 12 | 0 |
| Career | | 209 | 1306 | 6.2 | 76t | 7 |

ADDITIONAL

Record as Starter: 13-17 (.433) career; 13-17 (.433) with Redskins

Fumbles-Lost: 12-2 in 2012; 11-4 in 2013; 2-1 in 2014

Fourth Quarter Comeback Wins: 2 in 2012 (09/30/12 at TB, 12/3/12 vs. NYG), 1 in 2013 (10/20/13 at CHI)

Overtime Wins: 1 in 2013 (11/03/13 vs. SD)

300-Yard Passing Games: 6 (3 in 2012, 3 in 2013)

POSTSEASON: 2012 (WAS): 1 G (1 GS), 10-for-19 (52.6%), 84 yds, 2 TD, 1 INT, 77.5 rating; 5 carries for 21 yds

a rookie (Eddie LeBaron's 14 in 1952). He became the first player in NFL history to have four 60-yard passing touchdowns and a 60-yard rushing touchdown in a season. His four passing touchdowns are the most in a single game by a Redskins quarterback on Thanksgiving Day, surpassing the three Thanksgiving Day touchdowns thrown by Jim Ninowski (Nov. 28, 1968) and Danny Wuerffel (Nov. 28, 2002). Griffin III's 304 yards are also the most by a Redskins quarterback on Thanksgiving Day, surpassing Ninowski's 280... Started in a win vs. NYG on Monday Night Football (12/3), completing 13-of-21 passes for 163 yards with one touchdown. Helped the Redskins overcome a six-point deficit entering the fourth quarter, becoming the first rookie quarterback for the Redskins to engineer a fourth-quarter comeback when trailing after three quarters since Harry Theofilides on Dec. 15, 1968 vs. Detroit. Also rushed for 72 yards on five carries, surpassing Cam Newton's former NFL record for rushing yards in a season by a rookie quarterback (706 in 2011)... Started in a win vs. BAL (12/9), completing 15-of-26 passes for 246 yards and a touchdown. Threw his 18th touchdown pass of the season on a four-yard throw to Joshua Morgan in the first quarter... Inactive at CLE (12/16) with a sprained LCL... Started in a win at PHI (12/23) and completed 16-of-24 passes for 198 yards with two touchdowns. Surpassed 3,000 passing yards for the season, marking the 20th time in team history a Redskin has done so... Started and completed 9-of-18 passes for 100 yards. Finished the season with NFL rookie records for passer rating (102.4, surpassing Russell Wilson's 100.0 passer rating this season and Ben Roethlisberger's 98.1 from the 2004 season) and for percentage of passes intercepted (1.3 percent, breaking Charlie Batch's 1.98 percent). Concluded 2012 with team rookie records for completions (258), pass attempts (393), passing yards (3,200), passing touchdowns (20), completion percentage (65.6) and passer rating (102.4). He also holds team records for rushing attempts (120), rushing yards (815) and rushing touchdowns (seven) for a quarterback of any experience level. He became the fourth NFL quarterback to rush for 800 yards in a season, joining Randall Cunningham, Bobby Douglass and Michael Vick (twice)... Started in the NFC Wild Card Round vs. SEA (1/6), becoming the first quarterback born in the 1990s (Feb. 12, 1990) to start an NFL playoff game. Completed 10-of-19 passes for 84 yards with two touchdowns and an interception. He also added 21 yards rushing on five carries. Was the first rookie quarterback to start a playoff game for the Redskins since Pro Football Hall of Famer Sammy Baugh started the 1937 NFL Championship on Dec. 12, 1937.

COLLEGE

Played in 41 games at Baylor, starting 40, eventually being named the recipient of the 77th Heisman Memorial Trophy (the first in Baylor history) following the 2011 season... In addition, also won the Davey O'Brien Award, Walter Camp Award, Johnny Unitas Golden Arm Award and Chic Harley Award, as well as earning national Player of the Year recognition from Sporting News, Yahoo! Sports and Fox Sports in 2011... Is the only player in school history to complete over 600 passes (800), attempt over 1,000 throws (1,192), compile a pass completion percentage over .650 (.671), throw for over 6,000 yards (10,366), amass more than 40 touchdown passes (78), compete in more than 1,100 total plays (1,720) and gain over 8,000 yards in total offense (12,620)... Exited Baylor with the lowest percentage of passes intercepted in NCAA FBS history (1.43%), and his pass efficiency rating of 189.48 in 2011 ranks second in NCAA season annals... Holds school single-season records with 454 pass attempts in 2010, along with a pass completion percentage of 72.3 percent, 37 touchdown tosses, 4,293 yards passing, 4,992 yards in total offense and most yards gained per pass attempt (10.68) in 2011... Was also a Track & Field All-American after finishing third at NCAA Outdoor Championships in 400-meter hurdles (49.55)... Won Big 12 gold medal in 400-meter hurdles with third-fastest time (49.22) in school history.

PERSONAL

Graduated from Baylor in December 2010, with a degree in Political Science, three years after enrolling at the university... Selected to the Texas UIL All-Century Boys Track and Field prep team in May 2010... Added 2010 and 2011 Academic All-District VI and Academic All-Big 12 Conference honors... Was a nine-time member of the Big 12 Commissioner's Honor Roll and three-time Dean's List honoree... Was rated the third-best dual-threat quarterback in the country by Rivals.com while starring for the Copperas Cove (Texas) H.S. Bulldogs... Received a four-star prospect rating from Rivals and was a member of the Texas Top 100 list... Posted a 25-4 record at Copperas Cove, earning first-team Waco Tribune-Herald Super Centex honors as a utility player and honorable mention Class 4A All-State recognition from the Associated Press in 2007... During the 2012 season, volunteered at the annual Redskins All-Star Survivors Celebration, an event that provides an afternoon of pampering and football to area women battling breast cancer... In 2013, worked with the Make-A-Wish Foundation and the Washington Redskins Charitable Foundation to host eight-year-old Lateef Brock for a day during an offseason practice at Redskins Park... Attended the Salute to Play 60 Military Challenge kickoff event at Joint Base Andrews... Volunteered at the annual All-Star Survivors Celebration at Redskins Park for women battling cancer... Participated in the Smashing Walnuts Foundation Fundraiser in honor of Gabriella Miller... Son of Jacqueline and Robert Griffin, Sr... In the 2013 offseason, married his college sweetheart, Rebecca... Hosted the "Friday Night Lights" football camp for 300 local kids at Anacostia H.S. in June 2014... Started a foundation called the "Family Of 3 Initiative," in which he assists three new families a year financially or through other means... Born Robert Lee Griffin III on Feb. 12, 1990 in Japan, where his parents were stationed in the military.

CAREER HIGHS

SINGLE-GAME

| | |
|----------------------------|---|
| Pass Attempts: | 50, vs. Detroit (9/22/13) |
| Pass Completions: | 32, vs. Detroit (9/22/13) |
| Yards Passing: | 329, vs. Philadelphia (09/09/13) |
| Long (Passing): | 88t, at New Orleans (09/09/12) |
| Passing Touchdowns: | 4, twice, last at Dallas (11/22/12) |
| Passer Rating: | 158.3, vs. Philadelphia (11/18/12) |
| Carries: | 13, vs. Minnesota (10/14/12) |
| Rushing Yards: | 138, vs. Minnesota (10/14/12) |
| Long (Rushing): | 76t, vs. Minnesota (10/14/12) |
| Rushing Touchdowns: | 2, twice, last vs. Minnesota (10/14/12) |

TOUCHDOWN PASS TRACKER

| <u>By Target:</u> | | <u>By Distance:</u> | |
|-------------------|----|---------------------|----|
| PLAYER | TD | YARDS | TD |
| Santana Moss | 8 | 1-10 | 18 |
| Pierre Garcon | 6 | 11-20 | 4 |
| Aldrick Robinson | 5 | 21-30 | 5 |
| Leonard Hankerson | 4 | 31+ | 9 |
| Logan Paulsen | 4 | | |
| Jordan Reed | 3 | | |
| Darrel Young | 3 | | |
| Joshua Morgan | 2 | | |
| Niles Paul | 1 | | |
| | | <u>By Location:</u> | TD |
| | | LOCATION | |
| | | Home | 14 |
| | | Away | 22 |

Regular season games



JASON HATCHER

DEFENSIVE END
6-6 | 299
DOB: 7/13/82



9TH NFL SEASON
GRAMBLING STATE
JENA (LA.) H.S.

HONOR ROLL

Pro Bowl selection (2013 season)

MILESTONES

NFL debut: 9/10/06 (at JAX)... **First NFL start:** 9/26/10 (at HOU)... **Redskins debut:** 9/7/14 (at HOU)... **First sack:** 9/17/06 (vs. WAS, half sack of Mark Brunell)... **First full sack:** 11/23/06 (vs. TB, Bruce Gradkowski)... **First multi-sack game:** 9/18/11 (at SF, 2)... **First INT:** 11/6/11 (vs. SEA, Tarvaris Jackson)... **First FF:** 10/21/07 (vs. MIN, Adrian Peterson)... **First FR:** 10/14/07 (vs. NE, Tom Brady, returned 29 yards for touchdown)

TRANSACTIONS

Selected by the Dallas Cowboys in the third round (92nd overall) of the 2006 NFL Draft... Signed a contract extension with the Cowboys on August 3, 2011... Signed with the Washington Redskins as an unrestricted free agent on March 14, 2014.

PRO

Joined the Redskins in March 2014 as one of the Redskins' most high-profile acquisitions in free agency... Former rotational defensive lineman who turned into one of the NFC East's most disruptive men in the trenches... Signed in Washington following a Pro Bowl season in 2013 in which he led Dallas with a career-high 11 sacks, including eight against divisional opponents... Enters 2014 having previously appeared in 119 career regular season games with 42 starts... As a Cowboy from 2006-13, compiled 205 tackles (143 solo), 27.0 sacks, seven passes defended, four forced fumbles, four fumbles recovered and one interception.

YEAR-BY-YEAR

2014 (REDSKINS)

Made his Redskins debut at HOU (9/7), starting and compiling five tackles (four solo) with a pass defended... Started and notched 2.5 sacks among the Redskins' team-record-tying 10 sacks vs. JAX (9/14)... Started at PHI (9/21) and made two solo tackles... Contributed a solo tackle in a start vs. NYG (9/25)... Started and added four assisted tackles vs. SEA (10/6)... Recorded an assisted tackle (a half-sack) in a start at ARI (10/12)... Started vs. TEN (10/19) and notched two tackles (one solo)... Started and contributed defensively to an overtime win in his return to DAL (10/27).

2013 (COWBOYS)

Started all 15 games in which he played at defensive tackle... Posted a career-high 11 sacks, smashing his previous career high of 4.5 set in 2011... Became the first Cowboy other than DeMarcus Ware to lead Dallas in sacks alone since Greg Ellis in 2004... Posted eight sacks in NFC East play, tied with St. Louis' Robert Quinn for the second-most sacks against divisional opponents in the NFL... Finished with three tackles, three pressures and one sack vs. NYG (9/8)... Tied for third on the team with six tackles at KC (9/15) while adding one sack, one tackle for loss, two pressures and one pass breakup... Posted two tackles, three pressures and one sack - his third consecutive game with a sack, the longest streak of his career - vs. STL (9/22) as part of a defense that yielded the Rams only 18 total yards in the

first half... Finished with five tackles, one tackle for loss, two pressures and two pass breakups at SD (9/29)... Had four tackles and one pressure vs. DEN (10/6)... Finished with four tackles, one tackle for loss, two pressures, two sacks and a forced fumble vs. WAS (10/13)... Had seven tackles, one sack and four pressures as the defense held LeSean McCoy to 55 yards on 18 carries at PHI (10/20)... Recorded three tackles, two pressures and the lone sack for the team at DET (10/27)... Posted three tackles and one tackle for loss vs. MIN (11/3) before suffering a neck stinger early in the fourth quarter... Inactive at NO (11/10) with a neck strain... Had two tackles, two pressures and two sacks at NYG (11/24)... Finished with one tackle, one tackle for loss, and two pressures vs. OAK (11/28)... Posted two tackles and one pressure at CHI (12/9)... Had two tackles and a hurry vs. GB (12/15)... Made two tackles at WAS (12/22)... Registered his third multi-sack game of the season, dropping Nick Foles twice among his four tackles vs. PHI (12/29). Forced a fumble on a third quarter sack of Foles.

2012 (COWBOYS)

Started all 16 games for the first time in his career and finished fifth on the squad with a career-high 77 tackles. Was third with 4.0 sacks and 25 pressures and fourth with a career-high tying three tackles for losses... Had four tackles, one sack and two pressures in the opening win at NYG (9/5)... Finished the game at SEA (9/16) with seven tackles... Added five tackles and a pair of pressures in the home-opening win over TB (9/23)... Had five tackles against CHI (10/1), three with two pressures and a half sack at CAR (10/21) and five with two pressures against NYG (10/28)... Posted three tackles, one for a loss and led the team with a season-best three pressures at ATL (11/4)... Was in on two tackles, had three pressures and recovered a fumble in the end zone for a touchdown in the win at PHI (11/11)... Had a career-best eight tackles, one pressure and a half sack split with Ware against CLE (11/18)... Added a sack, one pressure and six tackles on Thanksgiving Day against WAS (11/22)... Posted four tackles, two pressures and a sack in the come-from-behind win at CIN (12/9)... Had five tackles, a pass breakup and a pressure in the overtime win against PIT (12/16) before adding seven tackles, two for losses, three pressures and a breakup against NO (12/23)... Tied his career-high with eight tackles with one pressure in the season finale at WAS (12/30).

2011 (COWBOYS)

Started 10 of the 13 games he played and notched 36 tackles with three for losses while setting a career best with 4.5 sacks and intercepting his first career pass... His 4.5 sacks were third on the team... Started in place of Marcus Spears in the season opener at NYJ (9/11) and recorded four tackles, one tackle for a loss and one pressure... Started once again in the overtime win at SF (9/18) and had four tackles, one pressure and a pair of sacks - his first multi-sack game... Had one tackle in the home-opening win over WAS (9/26) before a calf injury sidelined him in the second quarter... Returned to the field at PHI (10/30) and had four tackles... In the win over SEA (11/6), intercepted his first career pass while adding a tackle, one tackle for a loss and a pass breakup... In the win over WAS (11/20), had two tackles, a sack, a tackle for a loss and three pressures... Had four tackles, two pressures and a sack at ARI (12/4)... Closed out the season at NYG (1/12) with a season-high six tackles, one pressure and a sack he split with Ware.

2010 (COWBOYS)

Played in 13 games with one start, totaling 17 tackles, a sack and two quarterback pressures while missing three games due to injury (groin)... Logged

a season-high four tackles at WAS (9/12) in the season opener... Made his first career start at HOU (9/26) as the team opened in its nickel package, but did not record any statistics... Suffered a groin injury against NYG (10/25) in the second quarter and did not return... Missed the next three games against JAX (10/31), at GB (11/7) and at NYG (11/14) due to the injury... Returned to action against DET (11/21) and tied his season-best with four tackles along with one pressure, a sack and a fumble recovery.

2009 (COWBOYS)

In 16 games played, totaled 29 tackles, one sack, a career-high 27 quarterback pressures - fifth on the team - and a pass breakup... Opened the season at TB (9/13) with two tackles, one pass breakup and tied for the team lead with three quarterback pressures... Recorded two tackles and recovered a fumble against CAR (9/28)... Played in his 50th career game at DEN (10/4) and notched two tackles... Registered season-highs in tackles (four) and quarterback pressures (four) against OAK (11/26)... Notched his lone sack of the season against PHI (1/3).

2008 (COWBOYS)

Registered career-highs in tackles (36) along with 15 quarterback pressures, one sack, a tackle for loss and a pass breakup while playing in all 16 contests... Posted a season-high five tackles at STL (10/19)... Recorded his lone sack of the season at PIT (12/7) and notched a season-high tying five tackles.

2007 (COWBOYS)

Played in all 16 games in the defensive line rotation recording 35 tackles, 2.0 sacks, three tackles for a loss, nine quarterback pressures and one forced fumble... Recorded his first sack of the season at BUF (10/8) along with three tackles, two pressures and a tackle for loss... Had his first career fumble recovery which he returned 27 yards for a touchdown following a Greg Ellis sack and forced a fumble of Tom Brady against NE (10/14). Also added one tackle for loss... Forced a fumble that was recovered by Bradie James that led to a field goal against MIN (10/21). Also had two tackles... Recorded a season-high and career-best seven tackles and one sack at WAS (12/30).

2006 (COWBOYS)

Played in 14 games as a rookie, missing two with an ankle sprain, and recorded 13 tackles, 2.5 sacks, one tackle for a loss and seven quarterback pressures... In his NFL debut at JAX (9/10), played mainly on third downs on the defensive line... Recorded his first defensive statistic against WAS (9/17), splitting a sack with Ellis on the final play of the game and added two quarterback pressures... Suffered a sprained ankle in the first half against HOU (10/15) causing him to miss the next two games... Recorded two quarterback pressures against IND (11/19) and helped limit the Colts to a season low 14 points... Had his first solo sack - a 10-yard takedown of Bruce Gradkowski - and two tackles against TB (11/23)... Posted a second quarter sack of Michael Vick on third down and added two tackles at ATL (12/16)... Against PHI (12/25) had a season-high three tackles... In his post-season debut at SEA (1/6) recorded one quarterback pressure.

COLLEGE

Finished his career at Grambling with 111 tackles, 31.5 tackles for a loss, and 18.5 sacks... Also had three passes defensed, 14 quarterback pressures and three blocked kicks... Recorded 65 tackles, including a season-high eight stops in three different games during his senior year... Played his first full season at defensive end as a junior and finished the year with 33 tackles, 10 tackles for a loss and 5.0 sacks... Also blocked two kicks and broke up one pass... As a sophomore, started at tight end and caught one pass for 14 yards and a two-point conversion before moving to defensive end midway through the year... Finished the season with 13 tackles, 3.0 sacks and one pass breakup... Granted a medical redshirt after rupturing his right anterior cruciate ligament in 2002... Was ineligible as a true freshman because of

NCAA academic requirements.

PERSONAL

Attended Jena (La.) H.S., where he lettered in football and basketball... As a senior, helped his team go 10-3 and earned all-state honors after catching 28 passes for 1,028 yards as a tight end... Majored in physical education at Grambling and hopes to become a head football coach... He and his wife, Natasha, have two sons, DiCarlos and Jason, Jr., and a daughter, Tamia.

YEAR-BY-YEAR STATS

DEFENSE

| Year | Team | G | GS | Tack | Solo | Sack | PD | FF | FR |
|---------------|------|------------|-----------|------------|------------|-----------|----------|----------|----------|
| 2006 | Dal | 14 | 0 | 15 | 11 | 2.5 | 0 | 0 | 0 |
| 2007 | Dal | 16 | 0 | 27 | 22 | 2 | 0 | 1 | 1 |
| 2008 | Dal | 16 | 0 | 17 | 11 | 1 | 0 | 0 | 0 |
| 2009 | Dal | 16 | 0 | 13 | 9 | 1 | 1 | 0 | 1 |
| 2010 | Dal | 13 | 1 | 13 | 9 | 1 | 0 | 0 | 1 |
| 2011 | Dal | 13 | 10 | 28 | 20 | 4.5 | 2 | 1 | 0 |
| 2012 | Dal | 16 | 16 | 51 | 27 | 4 | 1 | 0 | 1 |
| 2013 | Dal | 15 | 15 | 41 | 34 | 11 | 3 | 2 | 0 |
| 2014 | Was | 8 | 8 | 18 | 9 | 3 | 1 | 0 | 0 |
| Career | | 127 | 50 | 223 | 152 | 30 | 8 | 4 | 4 |

*Tackle stats according to STATS, LLC

POSTSEASON

| Year | Team | G | GS | Tack | Solo | Sack | PD | FF | FR |
|---------------|------|----------|----------|----------|----------|----------|----------|----------|----------|
| 2006 | Dal | 1 | 0 | 0 | 0 | 0 | 0 | 0 | 0 |
| 2007 | Dal | 1 | 0 | 2 | 1 | 0 | 0 | 0 | 0 |
| 2009 | Dal | 2 | 0 | 0 | 0 | 0 | 0 | 0 | 0 |
| Career | | 4 | 0 | 2 | 1 | 0 | 0 | 0 | 0 |

ADDITIONAL

Interceptions: 1 in 2011

FR Touchdowns: 1 in 2007, 1 in 2012


CAREER HIGHS

SINGLE-GAME

| | |
|---------------------------|---|
| Total Tackles: | 7, twice, last time vs. Washington (12/30/12) |
| Solo Tackles: | 6, twice, last time vs. Kansas City (09/15/13) |
| Sacks: | 2, four times, last vs. Philadelphia (12/29/13) |
| Passes Defensed: | 2, at San Diego (09/29/13) |
| Interceptions: | 1, vs. Seattle (11/06/11) |
| Forced Fumbles: | 1, four times, last vs. Philadelphia (12/29/13) |
| Fumble Recoveries: | 1, four times, last vs. Philadelphia (11/11/12) |

SINGLE-SEASON

| | |
|---------------------------|----------------|
| Total Tackles: | 51 (2012) |
| Solo Tackles: | 34 (2013) |
| Sacks: | 11 (2013) |
| Passes Defensed: | 3 (2013) |
| Forced Fumbles: | 2 (2013) |
| Fumble Recoveries: | 1 (Four times) |



ADAM HAYWARD

LINEBACKER
6-1 | 240
DOB: 6/23/84



8TH NFL SEASON
PORTLAND STATE
MARINA H.S. (WESTMINSTER, CALIF.)

HONOR ROLL

Redskins Special Teams Captain (2014)
Buccaneers Special Teams Captain (2011-13)
2010 Buccaneers Walter Payton Man of the Year

MILESTONES

NFL debut: 9/9/07 (at SEA)... **First NFL start:** 12/13/09 (vs. NYJ)... **Redskins debut:** 9/7/14 (at HOU)... **First sack:** 11/21/10 (at SF, Troy Smith)... **First FR:** 11/21/10 (at SF, Joshua Morgan)... **First TD:** 11/11/12 (vs. SD, blocked punt return)

TRANSACTIONS

Selected by the Tampa Bay Buccaneers in the sixth round (182nd overall) of the 2007 NFL Draft... Re-signed with the Buccaneers on August 1, 2011... Signed with the Washington Redskins as an unrestricted free agent on March 12, 2014.

PRO

Veteran special teams standout who agreed to terms with the Redskins on the first day of free agency in 2014... Enters the 2014 season having previously appeared in 107 games with 13 starts with Tampa Bay from 2007-13... Served as the Buccaneers' special teams captain for three years from 2011-13... Led Buccaneers in special teams tackles in five of the last six seasons in Tampa Bay... Established a single-season career high in special teams tackles in each of his first four seasons.

YEAR-BY-YEAR

2014 (REDSKINS)

Named by his teammates as special teams captain prior to his first season in Washington... Contributed on special teams at HOU (9/7), vs. JAX (9/14), at PHI (9/21), vs. NYG (9/25) and vs. SEA (10/6)... Played on defense in addition to special teams at ARI (10/12) and vs. TEN (10/19), recording an assisted tackle in both games... Contributed on special teams and played one defensive snap in an overtime win at DAL (10/27).

2013 (BUCCANEERS)

Elected special teams captain for a third consecutive season... Played in all 16 games for the fourth straight season, including two starts, and finished with 15 tackles on defense, including one for loss... Credited with a team-leading 11 tackles on special teams... Recorded two tackles, including one for loss, vs. PHI (10/13)... Registered one tackle on defense and two on special teams at SEA (11/3)... Recorded one special teams tackle in his 100th career game, vs. MIA (11/11)... Posted four tackles on defense and one on special teams vs. ATL (11/17)... Recorded first start of the season at DET (11/24), recording three tackles and a pass defended... Notched one tackle on defense and one on special teams at CAR (12/1)... Registered one tackle on defense and one on special teams vs. BUF (12/8)... Recorded one tackle on defense and two on special teams vs. SF (12/15)... Posted one tackle on defense and one tackle on special teams at STL (12/22)... Started and tallied one tackle on defense and one on special teams at NO (12/29).

2012 (BUCCANEERS)

Served as the Buccaneers' special teams captain for second straight season... Played in all 16 games, making five starts and recording 15 tackles and two passes defended... Recovered a blocked punt and returned it 29 yards for a touchdown in win vs. SD (11/11). Added two tackles on defense and one on special teams... Started at linebacker, making two tackles on defense and two on special teams in win at CAR (11/18)... Started at linebacker and posted season-high five tackles, including one for loss vs. ATL (11/25)... Posted four tackles, including one for loss, at NO (12/16)... Started vs. STL (12/23) and recorded two tackles and a pass defended... Started in win at STL (12/30) and notched one tackle on defense and three on special teams.

2011 (BUCCANEERS)

Named as the Buccaneers' special teams captain... Appeared in all 16 games, starting two... Made 24 tackles (21 solo) on defense... Made first start of the season at NO (11/6)... Started vs. HOU (11/13) and posted a career-high eight tackles (seven solo) on defense.

2010 (BUCCANEERS)

Played in all 16 games with three starts... Posted a career-high 20 special teams tackles... Compiled 18 defensive tackles (13 solo), two passes defended and one sack... Started in Week 11 at SF (11/21) and made two solo tackles. Also recorded the first sack of his career by dropping Troy Smith for a three-yard loss and notched his first fumble recovery of his career on the team's first defensive possession... Recovered a fumble on the opening kick of the second half at WAS (12/12).

2009 (BUCCANEERS)

Appeared in 15 games and made his first NFL start in Week 14 vs. NYJ (12/13)... Ranked third on the team with 15 special teams tackles... Made 13 tackles (10 solo) on defense.

2008 (BUCCANEERS)

Played in all 16 games in his second NFL season... Tied for fourth on the team with 12 special teams tackles.

2007 (BUCCANEERS)

Appeared in 12 games as a rookie... Made his NFL debut at SEA (9/9).

COLLEGE

Played in 22 games with 11 starts for Portland State (2005-06), earning All-American and unanimous All-Big Sky Conference honors for his performance at strongside linebacker... Totaled 123 tackles, 11.0 sacks, 19.0 tackles for loss and seven passes defended while forcing four fumbles and recovering another with the Vikings... As a senior, was named the league's Defensive Player of the Year... Spent three years at Colorado State (2002-04) before transferring to Portland State... Majored in business administration.

PERSONAL

Attended Marina H.S. in Westminister, Calif... Earned all-region honors from PrepStar and was a two-time all-league choice... Posted 90 tackles, including 10 stops for losses, 6.0 sacks, five forced fumbles, three fumble recoveries and two interceptions as a senior... Has traveled to Bahrain, Italy, South Korea, the Persian Gulf, and Spain to greet and visit with U.S. troops

stationed overseas... Married to the former Angela Rumore. The couple has one daughter, Jaslyn Faye... Born Adam Hayward on June 23, 1984 in Long Beach, Calif.

COMMUNITY

Was extremely active in the community in his seven years in Tampa... Named the Buccaneers' 2010 Man of the Year for his leadership on and off the field and efforts to make a difference in the community... Sponsored the "Hayward's Huddle for Hope" Front Row Fans section to provide a special gameday experience at Raymond James Stadium for local charities... In October 2012, served dinner to breast cancer patients and families staying at the American Cancer Society's Hope Lodge... Hosted pediatric cancer patients at the Buccaneers' "Wall of Hope" celebration in September 2012... In June 2012, visited the Highland Pines Cougars youth football program to lead children through football drills and help present thousands of dollars in new sporting equipment that vandals had stolen from the league... Presented a \$5,000 donation on behalf of the Buccaneers to My Hope Chest, nonprofit organization that assists uninsured women with reconstructive surgery post-mastectomy, in October 2011... Named the 2010 Ambassador for the Florida Suncoast Affiliate of Susan G. Komen for the Cure for filming public service announcements, serving as the Honorary Chair for Komen's Pink Tie Gala in May 2010 and serving as Honorary Chair for Komen's Race for the Cure in October 2010, which raised more than \$1 million for breast cancer research... Presented a \$5,000 donation on behalf of the Buccaneers to Faces of Courage, a nonprofit organization that provides life-enriching experiences to families touched by cancer, in October 2010... Participated in the Buccaneers' second, third, fourth and fifth annual Day of Giving events, surprising 30 needy families with gifts, tickets and a shopping spree in December 2008-11... Distributed 400 Thanksgiving meals to underprivileged families with former teammate Ryan Nece at University Area Community Center in November 2010... Served as a celebrity escort to young women fighting cancer in the Fashion Funds the Cure fashion show to benefit the Pediatric Cancer Foundation in March 2010 and February 2012... Has done mission work in Haiti.

YEAR-BY-YEAR STATS

DEFENSE

| Year | Team | G | GS | Tack | Solo | Sack | INT | PD |
|---------------|------|------------|-----------|------------|-----------|----------|----------|----------|
| 2007 | TB | 12 | 0 | 6 | 3 | 0 | 0 | 0 |
| 2008 | TB | 16 | 0 | 5 | 5 | 0 | 0 | 0 |
| 2009 | TB | 15 | 1 | 13 | 10 | 0 | 0 | 0 |
| 2010 | TB | 16 | 3 | 18 | 13 | 1 | 0 | 2 |
| 2011 | TB | 16 | 2 | 24 | 21 | 0 | 0 | 0 |
| 2012 | TB | 16 | 5 | 18 | 13 | 0 | 0 | 2 |
| 2013 | TB | 16 | 2 | 15 | 10 | 0 | 0 | 1 |
| 2014 | Was | 8 | 0 | 2 | 0 | 0 | 0 | 0 |
| Career | | 115 | 13 | 101 | 75 | 1 | 0 | 5 |

*Tackle stats according to STATS, LLC

ADDITIONAL

Fumbles Forced-Recovered: 0-2 in 2010

Touchdowns: 1 in 2012 (blocked punt return)

POSTSEASON

| Year | Team | G | GS | Tack | Solo | Sack | PD | FF | FR |
|---------------|------|----------|----------|----------|----------|----------|----------|----------|----------|
| 2007 | TB | 1 | 0 | 0 | 0 | 0 | 0 | 0 | 0 |
| Career | | 1 | 0 | 0 | 0 | 0 | 0 | 0 | 0 |

CAREER HIGHS

SINGLE-GAME

Total Tackles: 8, vs. Houston (11/13/11)

Solo Tackles: 7, vs. Houston (11/13/11)

Sacks: 1, at San Francisco (11/21/10)

Passes Defensed: 2, five times, last at Detroit (11/24/13)

Fumble Recoveries: 1, twice, last at Washington (12/12/10)

SINGLE-SEASON


Total Tackles: 24 (2011)

Solo Tackles: 21 (2011)

Sacks: 1 (2010)

Passes Defensed: 2 (2010 and 2012)

Fumble Recoveries: 2 (2010)



ROY HELU, JR.

RUNNING BACK
5-11 | 215
DOB: 12/7/88



4TH NFL SEASON
NEBRASKA

SAN RAMON VALLEY H.S. (FT. DANVILLE, CALIF.)

HONOR ROLL

PFW/PFWA All-Rookie Team (2011)

MILESTONES

NFL debut: 9/11/11 (vs. NYG)... **First rushing TD:** 11/27/11 (at SEA, 28 yards)... **First 100-yard rushing game:** 11/27/11 (at SEA, 108 yards)... **First reception:** 9/18/11 (vs. ARI, 33 yards from Rex Grossman)... **First receiving TD:** 1/1/12 (at PHI, 47 yards from Rex Grossman)

TRANSACTIONS

Selected by the Washington Redskins in the fourth round (105th overall) of the 2011 NFL Draft.

PRO

Enters 2014 having played in 34 games, starting five... Rushed 215 times for 916 yards (4.3 avg.) and caught 87 passes for 675 yards (7.8 avg.) in his first three seasons (2011-13)... Holds Redskins record for receptions in a single game (14, vs. SF in 2011)... Has three 100-yard rushing games and one 100-yard receiving game in his five career starts through 2013... Named to the 2011 Pro Football Weekly/Pro Football Writers Association All-Rookie Team.

YEAR-BY-YEAR

2014 (REDSKINS)

Gained 46 yards on four carries (11.5 avg.) and caught two passes for 15 yards (7.5 avg.) at HOU (9/7)... Carried eight times for 25 yards (3.1 avg.) and caught two passes for 11 yards (5.5 avg.) vs. JAX (9/14)... Rushed once for a one-yard touchdown and caught one pass for a career-long 55-yard reception at PHI (9/21)... VS. NYG (9/25), led the Redskins in receptions (five) and receiving yards (78), marking the first time a running back led the team in receiving yards since he did so in Week 17 of the 2011 season. Recorded a 36-yard reception, giving him receptions of 30-plus yards in consecutive games for the first time in his career. Also added two carries for eight yards... Caught five passes for 59 yards and had two rushes for -1 yard vs. SEA (10/6)... Rushed three times for 26 yards and caught two passes for 40 yards at ARI (10/12). Recorded a 33-yard reception to become the first Redskins running back in records available dating back to 1994 to record a reception of at least 30 yards in three games in a single season... Rushed five times for 29 yards (5.8 avg.) and caught three passes vs. TEN (10/19)... Gained 29 yards on five carries (5.8 avg.) and caught two passes for 14 yards (7.0 avg.) in an overtime win at DAL (10/27).

2013 (REDSKINS)

Played in all 16 games for Washington as a supplement to starter Alfred Morris... Rushed 62 times for 274 yards with four rushing touchdowns and caught 31 passes for 251 yards... Tied a team record with three rushing touchdowns against the Bears in Week 7... Had one carry for five yards and an 11-yard reception vs. PHI (9/9)... Caught one pass for two yards at GB (9/15)... Caught three passes for 35 yards (11.7 avg.) vs. DET (9/22)... Rushed 13 times for 41 yards (3.2 avg.) and scored his first rushing touchdown of the season at OAK (9/29). Also added two receptions for 43 yards

(21.5 avg.)... At DAL (10/13), rushed six times for 42 yards (7.0 avg.) and added four receptions for 35 yards (8.8 avg.)... Vs. CHI (10/20), carried 11 times for 41 yards and tied a Redskins record with three rushing touchdowns... Gained 11 yards on five carries (2.2 avg.) and caught a 14-yard pass at DEN (10/27)... Recorded two carries for 23 yards (11.5 avg.) and caught one pass for six yards vs. SD (11/3)... Rushed twice for eight yards (4.0 avg.) and caught three passes for 23 yards (7.7 avg.) at MIN (11/7)... Rushed three times for 39 yards (13.0 avg.) and caught three passes for 11 yards (3.7 avg.) at PHI (11/17)... Gained 26 yards on seven carries (3.7 avg.) and caught a pass for seven yards vs. SF (11/25)... Rushed four times for six yards (1.5 avg.) and caught four passes for 34 yards (8.5 avg.) vs. NYG (12/1)... Rushed once for five yards and caught one pass for two yards vs. KC (12/8)... Rushed three times for five yards and caught one pass for four yards at ATL (12/15)... Caught two passes for five yards and had one rush for -2 yards vs. DAL (12/22)... Rushed three times for 24 yards (8.0 avg.) and caught two passes for 14 yards (7.0 avg.) at NYG (12/29).

2012 (REDSKINS)

Played in three games before being placed on the Reserve/Injured list with an Achilles injury on Sept. 26... Saw action at running back, rushing twice for two yards (1.0 avg.) and caught three passes for 25 (8.3 avg.) in a season-opening win at NO (9/9)... Caught one pass for no yards in limited action at running back at STL (9/16)... Caught three passes for 28 yards as a reserve running back vs. CIN (9/23).

2011 (REDSKINS)

Appeared in 15 games with five starts as a rookie... Earned Pro Football Weekly/Pro Football Writers Association All-Rookie Team honors after a season in which he ran 151 times for 640 yards (4.2 avg.) and had 49 receptions for 379 yards (7.7 avg.)... Scored two touchdowns on the ground and one through the air... Had one carry for two yards (2.0 avg.) vs. NYG (9/11) in his first career game... Saw action at running back vs. ARI (9/18) and had 10 carries for 74 yards (7.4 avg.), while also catching three passes for 38 yards (12.7 avg.)... At STL (10/2), had eight carries for 35 yards (4.4 avg.)... Vs. PHI (10/16), had two carries for six yards (3.0 avg.), while also recording two receptions for 11 yards (5.5 avg.)... Saw action at running back at BUF (10/30) and recorded three receptions for 20 yards (6.7 avg.)... Earned first career start vs. SF (11/6) and had ten carries for 41 yards (4.1 avg.). Also recorded a franchise-record 14 receptions for 105 yards (7.5 avg.). The 14 receptions were the most by any NFL running back in a single game in 2011... At MIA (11/13), had six carries for 41 yards (6.8 avg.), including his then-longest rush of the season for 21 yards, while also recording three receptions for 13 yards (4.3 avg.)... Vs. DAL (11/20), had eight carries for 35 yards (4.4 avg.) and caught two passes for three yards (1.5 avg.)... Started at SEA (11/27) and carried the ball 23 times for 108 yards (4.7 avg.) and recorded seven receptions for 54 yards (7.7 avg.). Helped spur a comeback win with a 28-yard fourth quarter touchdown run in which he hurdled a defender near the line of scrimmage... Started vs. NYJ (12/4) and carried the ball 23 times for 100 yards (4.3 avg.) and a touchdown. He became the first Redskins rookie since Reggie Brooks in Weeks 10-11 in 1993 to rush for more than 100 yards in consecutive games. He also had four catches for 42 yards (10.5 avg.)... Started vs. NE (12/11) and carried the ball a career-high 27 times for a career-high 126 yards (4.7 avg.). He became the first rookie running back in franchise history to post three consecutive games of more than 100 yards rushing. He also had two catches for six yards (3.0 avg.)... Started at NYG (12/18) and carried the ball 23 times for 53 yards

(2.3 avg.) and recorded three receptions for 16 yards (5.3 avg.)... Was inactive vs. MIN (12/24)... At PHI (1/1/12), carried the ball four times for five yards (1.3 avg.) and caught two passes for 48 yards (24.0 avg.) and a touchdown. The 47-yard touchdown reception was a career-long and the longest by a rookie running back in team history... Led all NFL rookie running backs with 49 receptions... Finished with 1,019 combined rushing and receiving yards, the first time a Redskins rookie running back had reached 1,000 combined yards since Reggie Brooks in 1993.

COLLEGE

Played in 48 career games, making 28 starts and totaled 578 rushes for 3,404 yards (5.89 avg.) and 28 touchdowns at Nebraska (2007-10)... His 3,404 rushing yards rank 11th in Big 12 Conference history... Became the sixth Husker to rush for over 3,000 yards in his career and finished fourth on the school all-time rushing list... Also caught 54 passes for 501 yards (9.28 avg.)... As a senior, played in 14 games (12 starts) and rushed 188 times for 1,245 yards (6.62 avg.) and 11 touchdowns... Caught five passes for 46 yards... Set a school record rushing for 307 yards vs. Missouri... Earned All-Big 12 Conference second-team honors from The NFL Draft Report, the league's coaches and Fort Worth Star-Telegram... Served as a team captain and was named the squad's Most Valuable Player for the second consecutive season... As a junior was named second-team All-Big 12 Conference by The NFL Draft Report, the league's coaches, the Kansas City Star, Dallas Morning News and Rivals.com... Named Nebraska's Offensive MVP and a member of the Doak Walker Award and Maxwell Award Watch Lists... Started 14 games and ranked fourth in the conference with 220 carries for 1,147 yards (6.58 avg.) and 10 touchdowns... Finished third on the team with 19 receptions for 149 yards (7.84 avg.) and ranked second among the Huskers with 1,296 all-purpose yards... As a sophomore, appeared in 13 games, making two starts and earning All-Big 12 Conference honorable mention... Carried the ball 125 times for 803 yards (6.42 avg.) and seven touchdowns, while also catching 25 passes for 266 yards (10.64 avg.)... Played in seven games as a freshman, totaling 209 yards on 45 carries (4.64 avg.)... Earned Academic All-Big 12 Conference and Big 12 Commissioner's Spring and Fall Academic Honor Roll recognition in 2010.

PERSONAL

Attended San Ramon Valley H.S., where he earned All-East Bay League honors in each of his final two seasons... Totaled 181 rushes for 1,085 yards (5.99 avg.), 11 touchdowns and 20 catches for 280 yards (14.0 avg.) and one touchdown, while guiding his team to a 10-2 record... As a junior, rushed for 1,526 yards and 19 touchdowns on 186 carries (8.2 avg.) and caught 30 passes for 500 yards and four touchdowns... Volunteered at the annual All-Star Survivors Celebration for women battling cancer in 2013 at Redskins Park... In 2011, worked with the Washington Redskins Charitable Foundation to speak to students about the importance of good health and lead kids in fitness activities as part of NFL's PLAY 60 campaign, helping kids get 60 minutes of exercise a day... Was a regular participant in Nebraska's community outreach activities working with numerous FCA activities, as well as volunteering at Elliot Elementary School as part of the Huskers' team hospital visits... Hobbies include playing tennis and bowling and enjoys field games such as bocce ball and board games such as Settlers of Catan... Is an avid soccer fan, particularly of Tottenham Hotspur of the English Premier League... Married his best friend, Danielle, in 2011.

YEAR-BY-YEAR STATS

RUSHING

| Year | Team | GP | GS | Att | Yds | Avg | Lg | TD |
|---------------|------|-----------|----------|------------|-------------|------------|------------|----------|
| 2011 | Was | 15 | 5 | 151 | 640 | 4.2 | 28t | 2 |
| 2012 | Was | 3 | 0 | 2 | 2 | 1 | 1 | 0 |
| 2013 | Was | 16 | 0 | 62 | 274 | 4.4 | 24 | 4 |
| 2014 | Was | 8 | 0 | 30 | 163 | 5.4 | 18 | 1 |
| Career | | 42 | 5 | 245 | 1079 | 4.4 | 28t | 7 |

RECEIVING

| Year | Team | GP | GS | No | Yds | Avg | Lg | TD |
|---------------|------|-----------|----------|------------|------------|------------|-----------|----------|
| 2011 | Was | 15 | 5 | 49 | 379 | 7.7 | 47t | 1 |
| 2012 | Was | 3 | 0 | 7 | 45 | 6.4 | 21 | 0 |
| 2013 | Was | 16 | 0 | 31 | 251 | 8.1 | 28 | 0 |
| 2014 | Was | 8 | 0 | 22 | 263 | 12 | 55 | 0 |
| Career | | 42 | 5 | 109 | 938 | 8.6 | 55 | 1 |

ADDITIONAL

Fumbles-Lost: 2-2 in 2011

CAREER HIGHS

SINGLE-GAME

| | |
|------------------------------|-----------------------------------|
| Carries: | 27, vs. New England (12/11/11) |
| Rushing Yards: | 126, vs. New England (12/11/11) |
| Long (Rushing): | 28t, at Seattle (11/27/11) |
| Rushing Touchdowns: | 3, vs. Chicago (10/20/13) |
| Receptions: | 14, vs. San Francisco (11/06/11) |
| Receiving Yards: | 105, vs. San Francisco (11/06/11) |
| Long (Receiving): | 55, at Philadelphia (09/21/14) |
| Receiving Touchdowns: | 1, at Philadelphia (01/01/12) |



DESEAN JACKSON

WIDE RECEIVER
5-10 | 178
DOB: 12/1/86



7TH NFL SEASON
CALIFORNIA
LONG BEACH (CALIF.) POLYTECHNIC H.S.

HONOR ROLL

Three-time Pro Bowler (2009, 2010, 2013 seasons)
The Sporting News All-Pro First Team (2009)
Associated Press All-Pro Second Team (2009)

MILESTONES

NFL debut: 9/7/08 (vs. STL)... **First NFL start:** 9/7/08 (vs. STL)... **Redskins debut:** 9/7/14 (at HOU)... **First reception:** 9/7/08 (vs. STL, 47 yards from Donovan McNabb)... **First receiving TD:** 9/28/08 (at CHI, 22 yards from Donovan McNabb)... **First multi-receiving TD game:** 10/13/13 (at TB, 2)... **First 100-yard receiving game:** 19/7/08 (vs. STL, 106 yards)... **First 150-yard receiving game:** 12/13/09 (at NYG, 178 yards)... **First 200-yard receiving game:** 12/12/10 (at DAL, 210 yards)... **First rushing attempt:** 9/21/08 (vs. PIT, one yard)... **First rushing touchdown:** 11/9/08 (vs. NYG, nine yards)... **First punt return:** 9/7/08 (eight yards)... **First punt return touchdown:** 10/5/08 (68 yards)... **First kick return:** 9/21/08 (vs. PIT, 12 yards)

TRANSACTIONS

Selected by the Philadelphia Eagles in the second round (49th overall) of the 2008 NFL Draft... Designated Eagles' franchise player on March 1, 2012... Re-signed with the Eagles on March 14, 2012... Released by the Eagles on March 28, 2014... Signed with the Washington Redskins on April 2, 2014.

PRO

Driven competitor who is one of the league's most explosive playmakers... Three-time Pro Bowler in 2009, 2010 and 2013 and became the first player in NFL history to earn a Pro Bowl berth at two positions in 2009... Joined the Redskins as a free agent in the 2014 offseason after having previously appeared in 87 regular season games with 86 starts... In his first six seasons with Philadelphia, amassed 356 receptions for 6,117 yards (17.2 avg.) with 32 receiving touchdowns and 57 rushing attempts for 373 yards (6.5 avg.) and three rushing touchdowns. Also returned 131 punts for 1,294 yards (9.9 avg.) with four touchdowns and has added 29 yards on four kick returns in that span... Became one of only two players in NFL history to have recorded a rushing touchdown, receiving touchdown and punt return touchdown in each of his first three seasons, joining Dick Todd, who accomplished the feat with the Redskins from 1939-41... Scored 18 total touchdowns covering 50 yards or more, the most in the NFL, since entering the league in 2008.

YEAR-BY-YEAR

2014 (REDSKINS)

Started in his Redskins debut at HOU (9/7), catching eight passes for 62 yards (7.8 avg.)... Started and caught one pass for 19 yards vs. JAX (9/14) before exiting with an injury... Started in his return to PHI (9/21) and posted a then-season-high 117 receiving yards on four receptions including an 81-yard bomb for a touchdown. The 100-yard receiving game was the 21st of his career and his first with the Redskins. Combined with Pierre Garçon to become the first two Redskins receivers to accumulate 100 receiving yards in the same game for the first time since Laveranues Coles (180) and Rod Gardner (118) accomplished the feat at Atlanta on Sept. 13, 2003... Caught

one pass for nine yards vs. NYG (9/25)... Posted a season-high 157 receiving yards on five receptions with a 60-yard touchdown vs. SEA (10/6)... Started and caught three passes for 115 yards including a 64-yard touchdown at ARI (10/12). Was his 20th career total touchdown of 50 yards or more, passing teammate Santana Moss for sole possession of the 10th-most total touchdowns of 50-plus yards in the NFL since the 1970 merger, joining Jerry Rice, Randy Moss, Terrell Owens, Steve Smith, Joey Galloway, Ken Burrough, Devin Hester, Mel Gray and Stanley Morgan as the only players to score 20 total touchdowns of 50 yards or more since the merger. Became the first member of the Redskins to record three 50-plus-yard total touchdowns in a season since Santana Moss in 2008... Started vs. TEN (10/19), catching three passes for 49 yards (16.3 avg.) and drawing a fourth quarter pass interference call to set up Kai Forbath's game-winning 22-yard field goal... Caught six passes for a game-high 136 yards in an overtime win vs. DAL (10/27). Became the first member of the Redskins since Santana Moss in 2005 to record four 100-yard receiving games in the first eight games of a season.

2013 (EAGLES)

Earned Pro Bowl honors for the third time in his career after logging career highs in receptions (82), yards (1,332), touchdowns (9) and 100-yard games (five). Played in all 16 games, starting all 16 for the first time in his career... Ranked ninth in the NFL in both yardage and yards per catch (16.2)... Marked his third 1,000-yard season... His 82 catches were fourth-most in team history... Grabbed seven passes for 104 yards, including a 25-yard TD pass from Vick at WAS (9/9)... Snagged nine passes vs. SD (9/15) for 193 yards and a touchdown, tying Tommy McDonald (five) for the most 150+ yard receiving games in team history... Earned NFC Offensive Player of the Week honors with a seven-catch, 132-yard and one-touchdown performance at NYG (10/6)... Posted a career-high two TD receptions at TB (10/13), both from Nick Foles... Led team with 150 yards on five catches at OAK (11/3), including a 46-yard touchdown from Foles and a 59-yard grab to set up another touchdown... Grabbed a 55-yard touchdown pass from Foles at GB (11/10) after the ball deflected off the hands of two Packers defensive backs... Recorded a 19-yard touchdown reception from Foles vs. DET (12/8)... Recorded a career-high 10 catches for 195 yards and a touchdown at MIN (12/15).

2012 (EAGLES)

Played in 11 games, starting all 11... Caught 45 passes for 700 yards with two touchdowns... Recorded seven receptions for 114 yards, including a 49-yarder vs. BAL (9/16)... Hauled in six passes for 99 yds. vs. NYG (9/30), including a 19-yard touchdown... Snared a 77-yard touchdown pass from Michael Vick at NO (11/5) as part of a 100-yard night.

2011 (EAGLES)

Played in 15 games, starting all 15... Led the Eagles with 961 receiving yards and teamed with Jeremy Maclin and Brent Celek to become the first trio of Eagles to each post 800+ yards in team history... Posted 102 receiving yards on six catches at STL (9/11), including a six-yard touchdown from Vick... Racked up a season-high 171 yards on six catches vs. SF (10/2), including grabs of 61 and 45 yards from Vick... At NYG (11/20), set up a FG with a 32-yard catch from Vince Young, set up a touchdown with a 51-yard punt return, and set up the game-winning touchdown with a 10-yard catch and run from Young on 3rd-and-4... Hauled in a 34-yard touchdown pass from Vick at MIA (12/11)... 62-yard touchdown from Michael Vick vs. WAS

(1/1) was his longest of the season, as he totaled four catches for 86 yards in the game.

2010 (EAGLES)

Started all 14 games in which he appeared... Led the Eagles with 1,056 receiving yards and led the NFL with a 22.5 yards per catch average... Grabbed a 45-yard touchdown pass from Vick at DET (9/19) as part of a 135-yard receiving day. Also caught a 53-yard bomb from Vick to set up another touchdown... Racked up 153 receiving yards (five catches) at JAX (9/26), including a 61-yard catch and run for a touchdown from Vick... Scored on a 31-yard rush and a 34-yard reception in the first quarter vs. ATL (10/17). Became the first WR to post a rushing and receiving touchdown in each of his first three NFL seasons since Jerry Rice (1985-87)... Piled up 109 receiving yards (seven catches) vs. IND (11/7), including a nine-yard touchdown and a 58-yard grab from Vick... Snagged an 88-yard touchdown from Vick on first play at WAS (11/15), the longest opening play from scrimmage in team history... Broke a fourth quarter tie in consecutive games at DAL (12/12) and at NYG (12/19).

2009 (EAGLES)

Played in 15 games, starting all 15... Averaged 52.8 yards per score in 2009, the highest in NFL history among players with at least 10 touchdowns in a season, breaking a record set by Chicago's Harlon Hill (50.6 in 1956)... Led the NFL with a 15.2 punt return average, the fourth-highest single-season average in team history. Also returned two punts for touchdowns, tying Brian Westbrook for the most by an Eagle in a season... His 18.6 yards per catch average finished second in the NFL among players with 30+ receptions... Posted a then-career high in receiving yards (1,156), fourth-most in the NFC... His nine touchdowns and 1,156 receiving yards were the highest totals by an Eagle since Terrell Owens' 14 touchdowns and 1,200 yards in 2004... Garnered five NFC honors in the regular season: NFC Special Teams POW at CAR (9/13) and at NYG (12/13), NFC Offensive POW at WAS (10/26) and NFC Special Teams POM in September and December... Had five 100-yard games in 2009... Garnered NFC Special Teams POM honors in December with a 14.4-yard punt return average and a 72-yard punt return for a touchdown at NYG (12/13)... Notched NFC Special Teams POM honors in Sept. with a 22.2 punt return average and an 85-yard punt return for a touchdown vs. CAR (9/13)... Earned NFC Special Teams POW honors at NYG (12/13) when he had a 72-yard punt return for a touchdown, his second of the season and the third of his career to set a new team record. Also had a 60-yard touchdown reception and posted a career-high 178 yards... Earned NFC Offensive POW honors at WAS (10/26) with a career-long 67-yard rushing touchdown on the game's opening drive. Also caught a 57-yard touchdown pass from Donovan McNabb, becoming the second player in team history to have a rushing and receiving touchdown of 50+ yards in the same game (Bosh Pritchard vs. WAS on 10/23/49)... Earned NFC Special Teams POW honors for his performance at CAR (9/13) when he broke an 85-yard punt return for a touchdown, the second of his career and the second-longest in team history (Vai Sikahema, 87 yards on 11/22/92 at NYG). His 106 punt return yards that day was the 3rd-highest total in franchise history behind Vai Sikahema (111) and Reno Mahe (108)

2008 (EAGLES)

Played in all 16 games, starting 15... Led the team and finished second among all NFL rookie receivers in receptions (62) and receiving yards (912) in 2008... Scored touchdowns via rushing, receiving and punt return in 2008, becoming the 12th player in Eagles history to achieve that feat and the first since RB Brian Westbrook in 2003... Started in his NFL debut vs. STL (9/7) and recorded six catches for 106 yards - the second-highest total in team history for a rookie... Eclipsed the 100-yard receiving mark in each of his first two games (9/7 vs. STL., 9/15 at DAL), making him only the second player in NFL history to start a career with two consecutive 100-yard games (Eagles WR Don Looney, 1940)... Snagged his first-career touchdown, a 22-yarder from Donovan McNabb, to go along with five receptions for 71 yards at CHI (9/28)... Scored his first-career punt return touchdown

on a 68-yard return in the first quarter vs. WAS (10/5)... Scored his first-career rushing touchdown on a nine-yard direct snap vs. NYG (11/9)... Recorded a 21.8-yard average on five punt returns, including returns of 62 and 30 yards in a playoff win in the NFC Wild Card Round at MIN (1/4). His 109 punt return yards were the most ever in an Eagles postseason game and his 62-yard return was the second-longest in Eagles postseason history... Scored his first-career postseason touchdown on a 62-yard pass from Donovan McNabb in the NFC Championship game at ARI (1/18).

COLLEGE

Played collegiately at California from 2005-07, appearing in 36 games with 34 starts... Recorded 162 career receptions for 2,423 yards (15.0 avg.) with 22 receiving touchdowns and added 24 rushing attempts for 199 yards (8.3 avg.) and one rushing touchdown. Also returned 38 career punts for 633 yards (16.7 avg.) with six touchdowns... As a junior in 2007, caught 65 passes for 762 yards (11.7 avg) and six touchdowns en route to first-team AFCA All-American honors. Added All-Pac-10 Conference second-team honors as a receiver and punt returner, gaining 132 yards and a TD on 11 carries (12.0 avg) and returning 12 punts for 129 yards (10.8 avg)... Captured the inaugural Randy Moss Award as the top return man in the nation and earned consensus All-American honors as a returner in 2006, leading the NCAA with an 18.2-yard average and school and league season-records with four touchdowns on 25 punt returns for a school-record 455 yards... Was named first-team All-Pac 10 Conference as a receiver and punt returner after starting all 13 games at receiver, hauling in 59 passes for a career-high 1,060 yards (18.0 avg) and nine touchdowns... As a true freshman in 2005, started 10 of 11 games at receiver, finishing with 38 catches for 601 yards (15.8 avg) and seven TDs.

PERSONAL

Attended Long Beach (Calif.) Polytechnic H.S, where he received the 2004 Glenn Davis Award from the Los Angeles Times as Southern California's Player of the Year... Registered 60 receptions for 1,075 yards and scored 15 total touchdowns as a senior in leading his team to a CIF Southern Section championship. Also played emergency defensive back in section title game against Los Alamitos H.S. and recorded two interceptions, including one he returned 68 yards for a touchdown... Earned U.S. Army All-American Bowl Most Valuable Player honors in San Antonio after he caught seven passes for 141 yards and passed for a 45-yard touchdown... Created The DeSean Jackson Foundation for Pancreatic Cancer in honor of his father, Bill, who passed away from pancreatic cancer in 2009. The foundation raises money and awareness and also works to improve the quality of life for patients and their immediate family members... In 2011, when then-13-year-old Nadin Khoury made a brave appearance on "The View" to tell his story of being beaten by six older students to a national TV audience, Jackson made it a point to visit him on set and lift his spirits. Jackson regularly speaks with Nadin and took him to the ESPYs as a special guest... Graced the cover of EA Sports NCAA Football 2009... In 2011, took part in a Nike and Foot Locker TV ad along with NBA stars Amar'e Stoudemire and Chris Bosh. Also appeared with Ray Lewis, Shawne Merriman and Tony Gonzalez on a Funny or Die web show entitled "Field of Dreams2: NFL Lockout with Taylor Lautner"... In 2010, was joined by Dwight Howard, Chris Johnson, Tyson Gay, Maurice Greene and Shaquille O'Neal in a relay race on an episode of ABC's "Shaq Vs."... Majored in social welfare... Is the founder and CEO of Jaccpot Records and has five artists in that record label company as of the 2014 offseason... Has four older brothers who all played football in college — Byron (San Jose St.), Derrick (Idaho St.), Travis (Utah St.) and Jay (Santa Monica Junior College). Also has an older sister, Adreea... Born on Dec. 1, 1986.

YEAR-BY-YEAR STATS

RECEIVING

| Year | Team | GP | GS | No | Yds | Avg | Lg | TD |
|---------------|------|-----------|-----------|------------|-------------|-------------|------------|-----------|
| 2008 | Phi | 16 | 15 | 62 | 912 | 14.7 | 60 | 2 |
| 2009 | Phi | 15 | 15 | 62 | 1156 | 18.6 | 71t | 9 |
| 2010 | Phi | 14 | 14 | 47 | 1056 | 22.5 | 91t | 6 |
| 2011 | Phi | 15 | 15 | 58 | 961 | 16.6 | 62t | 4 |
| 2012 | Phi | 11 | 11 | 45 | 700 | 15.6 | 77t | 2 |
| 2013 | Phi | 16 | 16 | 82 | 1332 | 16.2 | 61t | 9 |
| 2014 | Was | 8 | 6 | 32 | 664 | 20.8 | 81t | 3 |
| Career | | 95 | 92 | 388 | 6781 | 17.5 | 91t | 35 |

RUSHING

| Year | Team | Rush | Yds | Avg | Lg | TD |
|---------------|------|-----------|------------|------------|------------|----------|
| 2008 | Phi | 17 | 96 | 5.6 | 21 | 1 |
| 2009 | Phi | 11 | 137 | 12.5 | 67t | 1 |
| 2010 | Phi | 16 | 104 | 6.5 | 31t | 1 |
| 2011 | Phi | 7 | 41 | 5.9 | 18 | 0 |
| 2012 | Phi | 3 | -7 | -2.3 | 5 | 0 |
| 2013 | Phi | 3 | 2 | 0.7 | 8 | 0 |
| 2014 | Was | 2 | -4 | -2 | 5 | 0 |
| Career | | 59 | 369 | 6.3 | 67t | 3 |

KICK RETURN

| Year | Team | KR | Yds | Avg | Lg | TD |
|---------------|------|----------|-----------|------------|-----------|----------|
| 2008 | Phi | 1 | 12 | 12 | 12 | 0 |
| 2009 | Phi | 1 | 0 | 0 | 0 | 0 |
| 2010 | Phi | 0 | 0 | - | - | 0 |
| 2011 | Phi | 1 | 7 | 7 | 7 | 0 |
| 2012 | Phi | 0 | 0 | - | - | 0 |
| 2013 | Phi | 1 | 10 | 10 | 10 | 0 |
| Career | | 4 | 29 | 7.3 | 12 | 0 |

PUNT RETURN

| Year | Team | PR | Yds | Avg | Lg | TD |
|---------------|------|------------|-------------|------------|------------|----------|
| 2008 | Phi | 50 | 440 | 8.8 | 68t | 1 |
| 2009 | Phi | 29 | 441 | 15.2 | 85t | 2 |
| 2010 | Phi | 20 | 231 | 11.6 | 65t | 1 |
| 2011 | Phi | 17 | 114 | 6.7 | 51 | 0 |
| 2012 | Phi | 1 | -3 | -3 | -3 | 0 |
| 2013 | Phi | 14 | 71 | 5.1 | 32 | 0 |
| Career | | 131 | 1294 | 9.9 | 85t | 4 |

ADDITIONAL

Fumbles-Lost: 4-2 in 2008, 3-1 in 2009, 4-1 in 2010, 1-1 in 2011, 1-0 in 2012, 1-0 in 2013

POSTSEASON YEAR-BY-YEAR STATS

POSTSEASON RECEIVING

| Year | Team | GP | GS | Rec | Yds | Avg | Lg | TD |
|---------------|------|----------|----------|-----------|------------|-------------|------------|----------|
| 2008 | Phi | 3 | 3 | 11 | 207 | 18.8 | 62t | 1 |
| 2009 | Phi | 1 | 1 | 3 | 14 | 4.7 | 6 | 1 |
| 2010 | Phi | 1 | 1 | 2 | 47 | 23.5 | 28 | 0 |
| 2013 | Phi | 1 | 1 | 3 | 53 | 17.7 | 40 | 0 |
| Career | | 6 | 6 | 19 | 321 | 16.9 | 62t | 2 |

POSTSEASON PUNT RETURN

| Year | Team | PR | Yds | Avg | Lg | TD |
|---------------|------|-----------|------------|-------------|-----------|----------|
| 2008 | Phi | 7 | 122 | 17.4 | 62 | 0 |
| 2009 | Phi | 2 | 9 | 4.5 | 8 | 0 |
| 2010 | Phi | 1 | 14 | 14 | 14 | 0 |
| 2013 | Phi | 1 | 29 | 29 | 29 | 0 |
| Career | | 11 | 174 | 15.8 | 62 | 0 |

ADDITIONAL POSTSEASON

Fumbles-Lost: 1-1 in 2008

2008: 1 rush, 2 yards (2.0 avg.)

CAREER HIGHS

SINGLE-GAME

| | |
|--------------------------------|--|
| Receptions: | 10, at Minnesota (12/15/13) |
| Receiving Yards: | 210, at Dallas (12/12/10) |
| Long (Receiving): | 91t, at Dallas (12/12/10) |
| Receiving Touchdowns: | 2, at Tampa Bay (10/13/13) |
| Carries: | 3, three times, last vs. Indianapolis (11/07/10) |
| Rushing Yards: | 67, at Washington (10/26/09) |
| Long (Rushing): | 67t, at Washington (10/26/09) |
| Rushing Touchdowns: | 1, three times, last vs. Atlanta (10/17/10) |
| Punt Returns: | 8, vs. St. Louis (09/07/08) |
| Punt Return Yards: | 106, at Carolina (09/13/09) |
| Long (Punt Return): | 85t, at Carolina (09/13/09) |
| Punt Return Touchdowns: | 1, four times, last at NY Giants (12/19/10) |

SINGLE-SEASON

| | |
|--------------------------------|----------------------|
| Receptions: | 82 (2013) |
| Receiving Yards: | 1,332 (2013) |
| Receiving Touchdowns: | 9 (2009 and 2013) |
| Receiving Average: | 22.5 (2010) |
| Carries: | 17 (2008) |
| Rushing Yards: | 137 (2009) |
| Rushing Touchdowns: | 1 (2008, 2009, 2010) |
| Rushing Average: | 12.5 (2009) |
| Punt Returns: | 50 (2008) |
| Punt Return Yards: | 441 (2009) |
| Punt Return Average: | 15.2 (2009) |
| Punt Return Touchdowns: | 2 (2009) |

JACKSON JEFFCOAT

LINEBACKER
6-3 | 253
DOB: 12/26/91



ROOKIE
TEXAS

PLANO WEST H.S. (PLANO, TEXAS)



MILESTONES

NFL debut: 10/19/14 (vs. TEN)

TRANSACTIONS

Originally entered the NFL with the Seattle Seahawks as a college free agent on May 10, 2014... Waived by the Seattle Seahawks on August 25, 2014... Signed to the Washington Redskins' practice squad on September 2, 2014... Signed to the Redskins' active roster from the practice squad on October 7, 2014.

YEAR-BY-YEAR

2014 (REDSKINS)

Made NFL debut vs. TEN (10/19)... Inactive at DAL (10/27).

COLLEGE

Appeared in 40 career games with 33 starts at Texas from 2010-13, tallying 203 tackles (100 solo), including 27.5 sacks and 60 tackles for loss, 41 quarterback pressures, three forced fumbles and four fumble recoveries... As a senior in 2013, was a consensus All-American and captured the Ted Hendricks Award as the nation's top defensive end. Named first team All-American by Walter Camp, Associated Press and the American Football Coaches Association... Led the team in tackles (86), tackles for loss (22.0), sacks (13.0) and quarterback pressures (19), and tied for first in fumbles recovered (three) in 2013. Was the only FBS lineman to lead his team in tackles and ranked tied for third nationally in sacks (1.0 per game)... Earned the 2013 Big 12 Conference Defensive Player of the Year from the AP and San Antonio Express-News, and shared the coaches award with Jason Verrett of TCU.

PERSONAL

Attended Plano West (Texas) H.S., where he was a prep All-American, two-time first-team all-state and all-area selection and a three-time first-team all-district selection at defensive end... Named to PARADE's All-America High School Football Team and earned first-team All-USA honors by USA Today and EA SPORTS All-American first-team honors... Was a member of Rivals' top 100 and ESPNU's top 150 national prospects. Ranked as the best defensive end and second-best overall prospect by ESPNU and the best strong-side defensive end and 12th-best overall prospect by Rivals... Rated as the state's best defensive end by Dave Campbell's Texas Football... Recorded 259 tackles, 25.5 sacks, 56 tackles for loss, 42 pressures, four passes defended, three forced fumbles, two interceptions, two blocked kicks and a touchdown over his final three seasons.... Also a four-year letterman in basketball and earned three letters in track and field.... Father, Jim, was a defensive lineman for the Dallas Cowboys (1983-94) and Buffalo Bills (1995-97), and is the current assistant coach/defensive line coach at the University of Colorado... Sister, Jacqueline, plays basketball for Texas State... Brother, Jaren, played basketball for Norwich University... Born on December 26, 1991.

YEAR-BY-YEAR STATS

DEFENSE

| Year | Team | G | GS | Tack | Solo | Sack | INT | PD |
|---------------|------|----------|----------|----------|----------|----------|----------|----------|
| 2014 | Was | 1 | 0 | 0 | 0 | 0 | 0 | 0 |
| Career | | 1 | 0 | 0 | 0 | 0 | 0 | 0 |

*Tackle stats according to STATS, LLC



JARVIS JENKINS

DEFENSIVE END
6-4 | 315
DOB: 4/24/88



4TH NFL SEASON
CLEMSON

D.W. DANIEL H.S. (CLEMSON, S.C.)

MILESTONES

NFL debut: 9/9/12 (at NO)... **First start:** 9/23/12 (vs. CIN)... **First sack:** 11/17/13 (at PHI, half-sack of Nick Foles)... **First full sack:** 11/25/13 (vs. SF, Colin Kaepernick)... **First postseason FR:** 1/6/13 (vs. SEA, Marshawn Lynch)

TRANSACTIONS

Selected by the Washington Redskins in the second round (41st overall) of the 2011 NFL Draft.

PRO

Former second-round pick who enters 2014 having previously appeared in 28 games with 19 starts... After missing rookie season with a knee injury sustained in the preseason in 2011, started in place of injured Adam Carriker beginning in Week 3 in 2012... Totaled 47 tackles (23 solo) with two sacks across the 2012-13 seasons.

YEAR-BY-YEAR

2014 (REDSKINS)

Made three solo tackles at HOU (9/7)... Started vs. JAX (9/14)... Started and contributed an assisted tackle in each game at PHI (9/21) and vs. NYG (9/25)... Registered four tackles (two solo) vs. SEA (10/6)... Started and contributed a solo tackle at ARI (10/12)... Started and recorded three tackles (one solo) vs. TEN (10/19)... Started in an overtime win at DAL (10/27), making three tackles (one solo).

2013 (REDSKINS)

Returned from a four-game suspension and appeared in his first game of the season in a reserve role at DAL (10/13)... Contributed on defense vs. CHI (10/20)... Had a solo tackle at DEN (10/27)... Recorded two tackles (one solo) vs. SD (11/3)... Started and registered two tackles (one solo) at MIN (11/7)... Started at PHI (11/17), adding four tackles (three solo) and the first half-sack of his career... Started vs. SF (11/25), recording two tackles including the first full sack of his career... Started and registered two assisted tackles vs. NYG (12/1)... Started and matched a career high with five tackles (four solo) vs. KC (12/8)... Had three assisted tackles and half a sack at ATL (12/15)... Made one solo tackle vs. DAL (12/22)... Started at NYG (12/29).

2012 (REDSKINS)

Played in all 16 regular season games and made 14 starts in place of the injured Adam Carriker... Credited by coaches with 42 tackles (24 solo) and 22 quarterback pressures... Made his NFL debut at NO (9/9) as part of the defensive end rotation in a season-opening win... Played at defensive end at STL (9/16)... Received the first start of his career vs. CIN (9/23)... Started at defensive end and had a tackle at TB (9/30)... Started and had a career-high four tackles vs. ATL (10/7)... Started and had one tackle and two quarterback hits vs. MIN (10/14)... Started and had three tackles at NYG (10/21)... Started at PIT (10/28) and vs. CAR (11/4)... Started in a win vs. PHI (11/18)... Started and had a quarterback pressure in a Thanksgiving Day win at DAL (11/22)... Started and registered three tackles (one solo) in a win vs. NYG (12/3) on Monday Night Football... Started and had a career-

high five tackles (three solo) in a win vs. BAL (12/9)... Started and had a tackle assist in a win at CLE (12/16)... Had one tackle — a crucial tackle for loss of RB LeSean McCoy — in a win at PHI (12/23)... Started and made three tackles in a division-clinching win vs. DAL (12/30)... Started his first career playoff game in the NFC Wild Card Round vs. SEA (1/6), registering five assisted tackles and a recovery of Marshawn Lynch's goal line fumble.

2011 (REDSKINS)

Spent the season on Injured Reserve after injuring his knee in the third week of the preseason.

COLLEGE

Played in 49 games, making 38 starts and totaling 166 tackles, 21 tackles for loss, five sacks, 31 quarterback pressures and a school-record four blocked kicks from 2007-10... Started in each of the last 35 games he played in... As a senior, named first-team All-ACC and played in the Senior Bowl... In 12 games (12 starts), totaled 53 tackles, nine tackles for loss, one sack, 16 quarterback pressures and two blocked kicks... Ranked third on the team in tackles for loss... As a junior, led Clemson's interior linemen with 69 tackles... Earned honorable mention All-ACC and Clemson's defensive player of the week in the game at Maryland... Totaled at least three tackles in 13 of the 14 games and finished second on the team with 11 tackles for a loss... Had his best game at Maryland, totaling nine tackles, including three for a loss and one sack... As a sophomore, registered 36 tackles, 10 tackles for a loss and two sacks, while starting in 12 of 13 games... His 10 tackles for a loss led the team... As a freshman, appeared in 10 games, finished with eight tackles and registered a sack in his first career game (vs. Florida State).

PERSONAL

Rated as the No. 27 defensive tackle in the nation and member of the Rivals 250 by Rivals.com... Was named an All-American by PrepStar as a senior at D.W. Daniel H.S. (Clemson, S.C.) and the number 10 player in South Carolina by Rivals.com and #12 player by SuperPrep... Had 79 tackles and four blocked kicks as a senior... Was named South Carolina Coaches Association Upperstate AAA Lineman-of-the-Year, Daily Journal/Messenger Player-of-the-Year and AP All-State... A two-time all-region pick in basketball and all-region in the shot put and discus... Led an exercise station at WRCF Play 60 mini-combine in 2012... Majored in sociology.

YEAR-BY-YEAR STATS

DEFENSE

| Year | Team | G | GS | Tack | Solo | Sack | PD | FF | FR |
|---------------|------|-----------|-----------|-----------------|-----------|----------|----------|----------|----------|
| 2011 | Was | | | Injured Reserve | | | | | |
| 2012 | Was | 16 | 14 | 25 | 11 | 0 | 0 | 0 | 0 |
| 2013 | Was | 12 | 5 | 22 | 12 | 2 | 0 | 0 | 0 |
| 2014 | Was | 8 | 7 | 16 | 8 | 0 | 0 | 0 | 0 |
| Career | | 36 | 26 | 63 | 31 | 2 | 0 | 0 | 0 |

**Tackle stats according to STATS, LLC*

POSTSEASON

2012 (WAS): 1 G (GS), 5 tackles, 1 FR



FRANK KEARSE

DEFENSIVE END
6-5 | 310
DOB: 10/28/88



3RD NFL SEASON
ALABAMA A&M
SAVANNAH (GA.) H.S.

MILESTONES

NFL debut: 10/16/11 (at ATL)... **First NFL start:** 12/11/11 (vs. ATL)... **First sack:** 12/24/11 (vs. TB, half-sack of Josh Freeman)

TRANSACTIONS

Selected by the Miami Dolphins in the seventh round (231st overall) of the 2011 NFL Draft... Waived by the Miami Dolphins on September 4, 2011... Signed to the Dolphins' practice squad on September 6, 2011... Signed to the Carolina Panthers' active roster on September 21, 2011... Waived by the Panthers on October 26, 2012... Signed to the Panthers' practice squad on October 30, 2012... Signed to the Panthers' active roster on November 28, 2012... Waived by the Panthers on September 4, 2013... Signed to the Tennessee Titans' practice squad on November 26, 2013... Signed to the Dallas Cowboys' active roster on December 18, 2013... Waived by the Cowboys on May 12, 2014... Signed by the Washington Redskins on May 17, 2014.

PRO

Enters 2014 having previously appeared in 16 career games with eight starts... Joined Washington as a free agent in the 2014 offseason after having previously spent time with the Dolphins, Panthers, Titans and Cowboys.

YEAR-BY-YEAR

2014 (REDSKINS)

Inactive at HOU (9/7)... Made Redskins debut vs. JAX (9/14), recording an eight-yard sack as part of the Redskins' team-record-tying 10 sacks... Recorded two solo tackles at PHI (9/21)... Added an assisted tackle vs. NYG (9/25)... Posted a career high in both total tackles (five) and solo tackles (four) and added his then-career-high second sack of the season... Played on defense at ARI (10/12)... Added another sack vs. TEN (10/19)... Contributed on defense and special teams in an overtime win at DAL (10/27).

2013 (PANTHERS/TITANS/COWBOYS)

Spent the offseason with the Panthers before being released in early September... Signed to the Titans' practice squad on Nov. 26 and later signed to the Cowboys' active roster on Dec. 18... Appeared in the final two games of the season for Dallas, recording one tackle.

2012 (PANTHERS)

Played in eight games with four starts and was inactive for three games in two stints on Carolina's roster in addition to spending four games on the practice squad... Recorded eight tackles and one sack... Made opening day roster and played in three of the first six games before being waived (10/26) and signed to the Panthers' practice squad (10/30)... Promoted to the active roster on Nov. 28 and started the last four games at nose tackle following a season-ending injury to Ron Edwards... Collected first career solo sack vs. ATL (12/9), dropping quarterback Matt Ryan for an eight-yard loss.

2011 (DOLPHINS/PANTHERS)

Played in six games with four starts at nose tackle for Carolina... Inactive for eight games after being signed as a free agent from Miami's practice squad on Sept. 21... Notched 11 tackles, half a sack and one pass defended... Started the last four games following season-ending injuries to defensive tackles

Sione Fua and Terrell McClain... Made first NFL start vs. ATL (12/11)... Teamed with defensive tackle Jason Shirley to sack Buccaneers quarterback Josh Freeman for a five-yard loss vs. TB (12/24).

COLLEGE

Played in 44 games with 40 starts at Alabama A&M... Finished career with 129 tackles, 32 tackles for loss, six sacks, six quarterback pressures, three forced fumbles, two fumble recoveries, two interceptions and four passes defended... Started 11 games as a senior in 2010, earning second-team All-Southwestern Athletic Conference honors and ranking second on the Bulldogs with 57 tackles... Played in the Texas vs. The Nation and HBCU Bowl, two postseason all-star games... Was a second-team All-SWAC selection in 2009 after starting 12 games and producing 33 tackles, 3.5 sacks, three quarterback pressures, one forced fumble and one fumble recovery... Started 11 games in 2008 and collected 30 tackles, one sack, one quarterback pressure, two interceptions and three passes defended... Played in 10 games with six starts as a freshman in 2007, notching nine tackles, 2.5 tackles for loss, 0.5 sacks, one quarterback pressure and one fumble recovery.

PERSONAL

Attended Savannah (Ga.) H.S... Graduated with a degree in social work from Alabama A&M... Born Oct. 28, 1988.

YEAR-BY-YEAR STATS

DEFENSE

| Year | Team | G | GS | Tack | Solo | Sack | PD | FF | FR |
|---------------|------|-----------|----------|-----------|-----------|------------|----------|----------|----------|
| 2011 | Car | 6 | 4 | 10 | 7 | 0.5 | 1 | 0 | 0 |
| 2012 | Car | 8 | 4 | 13 | 8 | 1 | 0 | 0 | 0 |
| 2013 | Dal | 2 | 0 | 1 | 1 | 0 | 0 | 0 | 0 |
| 2014 | Was | 7 | 0 | 10 | 8 | 3 | 0 | 0 | 0 |
| Career | | 23 | 8 | 34 | 24 | 4.5 | 1 | 0 | 0 |

**Tackle stats according to STATS, LLC*



RYAN KERRIGAN

LINEBACKER
6-4 | 260
DOB: 8/16/88



4TH NFL SEASON
PURDUE

MUNCIE CENTRAL H.S. (MUNCIE, IND.)

HONOR ROLL

Pro Bowl selection (2012 season)
PFW/PFWA All-Rookie Team (2011)
NFLPA Community MVP (Week 3, 2014)

MILESTONES

NFL debut: 9/11/11 (vs. NYG)... **First sack:** 9/18/11 (vs. ARI, Kevin Kolb)... **First multi-sack game:** 11/13/11 (at MIA, 2)... **First INT:** 9/11/11 (vs. NYG, Eli Manning)... **First TD:** 9/11/11 (vs. NYG, 9 yard INT return, Eli Manning)... **First FF:** 9/26/11 (at DAL, Laurent Robinson)... **First FR:** 11/18/12 (vs. PHI, LeSean McCoy)

TRANSACTIONS

Selected by the Washington Redskins in the first round (16th overall) of the 2011 NFL Draft.

PRO

Enters 2014 having started all 48 regular season games in which he has appeared... Credited by STATS, LLC with 184 tackles (131 solo), 24.5 sacks, two interceptions (both returned for touchdowns), 10 forced fumbles and one fumble recovered through the 2013 season... Named to the Pro Bowl following the 2012 season and to the 2011 PFW/PFWA All-Rookie Team... Was the only NFL player to accumulate 10 sacks and two interception return touchdowns from 2011-12... Scored a touchdown in his NFL debut, intercepting a pass from Eli Manning and returning it nine yards... Set a Redskins' rookie franchise record with four forced fumbles in 2011.

YEAR-BY-YEAR

2014 (REDSKINS)

Started at HOU (9/7), recording three tackles (two solo) and the 11th forced fumble of his career... Started vs. JAX (9/14), tying a team record with four sacks among the Redskins' team-record-tying 10 sacks on the day. Tied Phillip Daniels (12/18/05), Ken Harvey (11/23/97), Dexter Manley (10/2/88) and Brian Orakpo (12/13/2009). Pushed past Darryl Grant (27.0) for ninth on the Redskins' all-time sack list... Started and added a solo tackle at PHI (9/21)... Started and recorded a sack among his three solo tackles vs. NYG (9/25) to move past Bruce Smith (28.5) for eighth in sacks in franchise history... Started and registered five tackles (two solo) including a sack vs. SEA (10/6)... Recorded a career-high nine tackles (seven solo) with a half-sack and a forced fumble in a start at ARI (10/12)... Made four tackles (two solo) in a start vs. TEN (10/19)... Started and recorded six tackles (five solo) with a sack in an overtime win at DAL (10/27).

2013 (REDSKINS)

Started at outside linebacker vs. PHI (9/9) and had a career-high eight tackles (seven solo), one sack and was credited with a forced fumble on a Michael Vick lateral that DeAngelo Hall returned 75 yards for a touchdown... Started at GB (9/15), collecting five tackles (all solo) and matching his career high with two sacks... Started vs. DET (9/22) and posted seven tackles (three solo) and a pass defended... Started at OAK (9/29), and added four tackles (two solo), including a career-high-matching two sacks and a

forced fumble. The multi-sack game was the fourth of his career... Started and registered two solo tackles at DAL (10/13)... Started and posted two tackles (one solo) vs. CHI (10/20)... Started at DEN (10/27), registering two solo tackles, a sack and a forced fumble... Started and added three tackles (two solo) vs. SD (11/3)... Started and contributed four tackles (three solo) and a pass defended at MIN (11/7)... Started and had two solo tackles at PHI (11/17)... Started and added three tackles (two solo) including two for loss vs. SF (11/25)... Started and recorded four solo tackles vs. NYG (12/1)... Started and had a team-high eight tackles (seven solo), including three for loss, vs. KC (12/8)... Started and registered four tackles (one solo) including a 10-yard sack of Matt Ryan at ATL (12/15)... Started and notched five tackles (two solo), including a sack that brought his season total to a career-high-tying 8.5 for the year... Started and made three tackles (one solo) vs. NYG (12/29).

2012 (REDSKINS)

Started all 16 regular season games for the second straight year... Credited by the coaching staff with 62 tackles (32 solo), 25 quarterback pressures and 11 passes defended... Added a career-high 8.5 sacks and had his second career interception return touchdown... Started at outside linebacker and played every snap in the team's season-opening win at NO (9/9), registering two tackles (both solo), two quarterback hurries and a sack... Started at STL (9/16) and finished with two tackles... Started vs. CIN (9/23), registering a four tackles, three quarterback hits, two passes defended and a half-sack. Also hit Bengals QB Andy Dalton on the pass intercepted by Rob Jackson for a touchdown... Started at TB (9/30) and registered three tackles, including two tackles for loss, a sack and a pass defended... Started vs. ATL (10/7) and scored the second touchdown of his career, intercepting a Matt Ryan pass and returning it 28 yards for a touchdown in the second quarter. He became the first Redskin since the 1970 AFL-NFL merger to have an interception return for touchdown in each of his first two NFL seasons... Started and had two tackles vs. MIN (10/14)... Started and had one tackle at NYG (10/21)... Started and registered a sack, a pass defended and four tackles (all solo) at PIT (10/28)... Started and had one tackle vs. CAR (11/4)... Started in a win vs. PHI (11/18) and had three tackles, one sack, one forced fumble and a fumble recovery. Had his consecutive snaps played streak dating back to his first NFL game end at 1,751 via coaches' decision in the fourth quarter... Started and had four tackles (all solo), one pass defended and one sack in a Thanksgiving Day win at DAL (11/22)... In a win vs. NYG (12/3) on Monday Night Football, started at outside linebacker and registered four tackles (two solo)... Started and had four solo tackles in a win vs. BAL (12/9)... Started and had three solo tackles and two passes defended in a win at CLE (12/16)... Started and had five solo tackles, two sacks and a forced fumble in a win at PHI (12/23)... Started and had six tackles (three solo) in a division-clinching win vs. DAL (12/30)... Started and had four tackles in the NFC Wild Card Round vs. SEA (1/6).

2011 (REDSKINS)

Started in all 16 games and played every defensive snap despite not having the luxury of a traditional offseason program... Finished with 70 tackles, nine tackles for loss, 7.5 sacks, and team-highs in forced fumbles (four) and quarterback pressures (42)... Four forced fumbles were a Redskins rookie record... Started at left outside linebacker vs. NYG (9/11) in his first career game and recorded six tackles (one solo) and returned his first career interception nine yards for a touchdown... Started at left outside linebacker vs. ARI (9/18) and finished with three tackles (two solo), his first career sack

and two passes defended... Started at left outside linebacker at DAL (9/26) and recorded four tackles (four solo), one sack and one forced fumble... Was named as the NFL Defensive Rookie of the Month for September... Started at left outside linebacker at STL (10/2) and recorded six tackles (five solo), one sack and a forced fumble... Started at left outside linebacker vs. PHI (10/16) and recorded six tackles (two solo), and one pass defended... Started at left outside linebacker at CAR (10/23) and recorded three tackles (two solo)... Started at left outside linebacker at BUF (10/30) and recorded five solo tackles... Started at left outside linebacker vs. SF (11/6) and recorded six tackles (four solo) and one sack... Started at left outside linebacker at MIA (11/13) and recorded six tackles (five solo), two sacks and two forced fumbles... Started at left outside linebacker vs. DAL (11/20) and recorded four tackles (one solo), one sack and one pass defended... Started at left outside linebacker at SEA (11/27) and recorded five tackles (two solo)... Started at left outside linebacker vs. NYJ (12/4) and recorded seven tackles (four solo) and one pass defended... Started at left outside linebacker vs. NE (12/11) and recorded one solo tackle... Started at left outside linebacker at NYG (12/18) and recorded three tackles (two solo) and one sack... Started at left outside linebacker vs. MIN (12/24) and recorded three tackles (two solo)... Started at left outside linebacker at PHI (1/1/12) and recorded two solo tackles.

COLLEGE

Finished career tied for the all-time Football Bowl Subdivision record with 14 fumbles forced (Big Ten record), tied for second all-time at Purdue with 33.5 sacks and fifth in Purdue history in tackles for loss with 57.0... As a senior, was a team co-captain and received team's Most Valuable Player Award for defense... Was the first unanimous All-American at Purdue since 1980 and merely the seventh in school history... Named first team All-America by the American Football Coaches Association, The Walter Camp Football Foundation, the Football Writers Association of America, the Associated Press and The Sporting News... Also earned SI.com first team All-American, Rivals.com first team All-American, Collegefootballnews.com first team All-American, Big Ten Defensive Player of the Year (coaches and media votes), Big Ten Defensive Lineman of the Year (coaches), first team All-Big Ten (coaches and media), Academic All-Big Ten... Was runner up for the Ted Hendricks Award (nation's outstanding defensive end), semifinalist for Chuck Bednarik Award, Rotary Lombardi Award and Ronnie Lott IMPACT Trophy... Led the Football Bowl Subdivision in tackles for loss in the regular season (26.0), tied for second in fumbles forced (5), third in the FBS in sacks (12.5) and led the Big Ten in all three categories... Started all 12 games and totaled 70 tackles (50 solo), 26 tackles for a loss, 12.5 sacks, five forced fumbles and two fumble recoveries... As a junior, received team's Pit Bull Award - Defense (exemplified and sustained tenacity and intense play) for spring practice and was named to Ted Hendricks Award watch list (nation's outstanding defensive end)... Earned second team All-American by Rivals.com, honorable mention All-American by College Football Insiders and SI.com, first team All-Big Ten by media and second team by coaches, second team Academic All-American, Academic All-District V and Academic All-Big Ten... Received team's Most Valuable Player Award for defense... Started all 12 games and led nation with school-record-tying seven forced fumbles (also James Looney, 1979), which are second-most in Big Ten history (Jonal Saint-Dic of Michigan State had eight in 2007)... Topped Big Ten and ranked third nationally with 13.0 sacks... Ranked fourth in Big Ten with 18.5 tackles for loss, fourth on team with 66 tackles (41 solo, 25 assists), and had two pass breakups and one fumble recovery... As a sophomore, named honorable mention All-Big Ten by media, Academic All-Big Ten and Academic All-District V... Appeared in all 12 games, including 11 starts and ranked seventh in Big Ten in sacks (7.0) and 10th in tackles for loss (11.5)... Totaled 56 tackles (31 solo), four passes defended, one interception and two forced fumbles... As a freshman, appeared in 12 games and totaled 18 tackles (12 solo) and one sack.

PERSONAL

Attended Muncie (Ind.) Central H.S. and lettered four times in football and baseball, starting in each of his last three seasons on the gridiron... Also lettered twice in basketball (freshman and junior years)... Received a three-star prospect rating and was rated the 88th-best player in the nation by Scout.com... Lined up at defensive end and tight end, earning Defensive Lineman of the Year in Mr. Football voting, adding All-State, All-Division 4A and All-North Central League honors in 2006... Recorded 90 tackles and led the state with 19.0 quarterback sacks as a senior... On offense, he pulled down 40 passes for 789 yards (19.73 avg.) and six touchdowns, as the team compiled a 7-6 record... On the basketball court, he was a reserve on the Muncie Central team that lost to future NBA draft picks Greg Oden and Mike Conley at Lawrence North in the 2006 Class 4A title game... Threw out a first pitch with former MLB player Javy Lopez at opening night of the AA Richmond Flying Squirrels of the Eastern League in 2013... Born Patrick Ryan Kerrigan... Father, Brendan, played football at Ball State... Brother, Kyle, was a member of the DePauw swim team.

COMMUNITY



In 2013, launched Ryan Kerrigan's Blitz for the Better Foundation, which provides opportunities, support and resources to children and families in need in the Greater Washington, D.C. area. Served as a waiter with several teammates at Ruth's Chris Steak House at the organization's launch fundraiser, raising \$108,000 for seriously ill, special needs and physically challenged children... Participated in the Smashing Walnuts Foundation fundraiser in honor of Gabriella Miller... In 2012, participated in the team's 80th Anniversary Thank You Tour throughout Virginia, Maryland and Washington, D.C... Brought smiles to hospital patients by dressing up in costume and visiting with children at the WRCF Pediatric Halloween Party... In 2011, helped the Washington Redskins Charitable Foundation and the U.S. Marine Corps provide 1,100 youth in need with a toy during the holiday season at the annual Skins Santa Shoppe... Participated in the 4th & Life program, a program for high school athletes focusing on what it takes to be successful on the field, in the classroom, and in the workplace... Led kids in fitness activities as part of NFL's PLAY 60 campaign, helping kids get 60 minutes of exercise a day.

YEAR-BY-YEAR STATS

DEFENSE

| Year | Team | G | GS | Tack | Solo | Sack | INT | PD |
|---------------|------|-----------|-----------|------------|------------|-----------|----------|-----------|
| 2011 | Was | 16 | 16 | 64 | 42 | 7.5 | 1 | 4 |
| 2012 | Was | 16 | 16 | 54 | 42 | 8.5 | 1 | 8 |
| 2013 | Was | 16 | 16 | 66 | 47 | 8.5 | 0 | 3 |
| 2014 | Was | 8 | 8 | 35 | 26 | 7.5 | 0 | 1 |
| Career | | 56 | 56 | 219 | 157 | 32 | 2 | 16 |

*Tackle stats according to STATS, LLC

ADDITIONAL

Fumbles Forced-Recovered: 4-0 in 2011, 2-1 in 2012, 3-0 in 2013, 2-0 in 2014

INT Touchdowns: 1 in 2011, 1 in 2012

POSTSEASON

| Year | Team | G | GS | Tack | Solo | Sack | INT | PD |
|---------------|------|----------|----------|----------|----------|----------|----------|----------|
| 2012 | Was | 1 | 1 | 4 | 2 | 0 | 0 | 0 |
| Career | | 1 | 1 | 4 | 2 | 0 | 0 | 0 |

CAREER HIGHS

SINGLE-GAME

| | |
|---------------------------|---|
| Total Tackles: | 9, at Arizona (10/12/14) |
| Solo Tackles | 7, last at Arizona (10/12/14) |
| Interceptions: | 1, twice, last time vs. Atlanta (10/07/12) |
| Sacks: | 4, vs. Jacksonville (09/14/14) |
| Passes Defensed: | 2, three times, last time at Cleveland (12/16/12) |
| Forced Fumbles: | 2, at Miami (11/13/11) |
| Fumbles Recovered: | 1, vs. Philadelphia (11/18/12) |

SHAWN LAUVAO

GUARD
6-3 | 315
DOB: 10/26/87



5TH NFL SEASON
ARIZONA STATE
FARRINGTON H.S. (HONOLULU, HAWAII)



MILESTONES

NFL debut: 10/24/10 (at NO)... **First NFL start:** 11/21/10 (at JAX)... **Redskins debut:** 9/7/14 (at HOU)

TRANSACTIONS

Selected by the Cleveland Browns in the third round (92nd overall) of the 2010 NFL Draft... Signed with the Washington Redskins as an unrestricted free agent on March 12, 2014.

PRO

Agreed to terms with the Redskins on the first day of free agency in 2014... Enters the 2014 season having previously appeared in 53 games with 44 starts with Cleveland from 2010-13.

YEAR-BY-YEAR

2014 (REDSKINS)

Made his Redskins debut at HOU (9/7), starting at left guard... Started at left guard vs. JAX (9/14)... Started at left guard and blocked for Kirk Cousins' 427-yard passing day at PHI (9/21)... Inactive with a knee injury vs. NYG (9/25)... Returned and started at left guard vs. SEA (10/6)... Started at left guard at ARI (10/12)... Started at left guard in a comeback win vs. TEN (10/19)... Started at left guard in an overtime win at DAL (10/27), helping Colt McCoy and the Redskins to 409 total yards.

2013 (BROWNS)

Started 11 games at right guard, logging 741 offensive snaps... Inactive first four games after sustaining ankle injury at practice Aug. 5 and inactive Week 17 with a thigh injury... Missed his first NFL games since Oct. 24, 2010, snapping streaks of 42 consecutive games played and 32 consecutive starts... Made season debut vs. BUF (10/3) in 37-24 prime time win.

2012 (BROWNS)

Started all 16 games at right guard and did not miss an offensive snap... Part of a line that helped pave the way for Trent Richardson to rush for 950 yards, 11 touchdowns and 1,317 total yards from scrimmage – all of which were Browns rookie records.

2011 (BROWNS)

Started all 16 games at right guard... Part of an offensive line that led the way for 100-yard rushing performances by Chris Ogbonnaya (115 yards vs. JAX 11/20) and Peyton Hillis (112 yards at BAL 12/24).

2010 (BROWNS)

Appeared in 10 games with one start at right guard... Inactive for the first six contests with an ankle injury... Made NFL debut playing in a reserve role on offense at NO (10/24)... Made first NFL start at JAX (11/21).

COLLEGE

Appeared in 42 games at Arizona State from 2006-09, finishing his career with 33 consecutive starts... Saw action at both guard and tackle with 17 starts at left guard, 12 at left tackle and four at right tackle... Started all 12 games at left tackle as a senior and earned second-team All-Pac-10 honors... Served as a team captain and helped the Sun Devils reduce their number of sacks allowed from 34 in 2008 to 27 in 2009... Started the first eight games at left guard and the last four at right tackle en route to an honorable mention All-Pac-10 selection in 2008... Played in all 13 games, with nine starts as a sophomore... Appeared in five games as a redshirt freshman... Graduated with a degree in interdisciplinary studies.

PERSONAL

Born Shawn Sisifo Lauvao (pronounced luh-VOW) in Honolulu, Hawaii... Attended Farrington H.S. in Honolulu, Hawaii, where he was a two-time Scholar-Athlete of the Year... As a senior, earned first-team all-state honors... Was a two-time team captain... Selected to play in the Hawaii Classic All-Star football game and served as captain of the East team... Cousin, Saute Sapolu, played defensive end at ASU from 1985-88... Placed second in the Hawaii Strong Man Competition when he was 16 (16-18-year-old age bracket) and won the 2005 Hawaii Strongest Teen competition.

YEAR-BY-YEAR STATS

GAMES/STARTS

| Year | Team | GP | GS |
|---------------|------|-----------|-----------|
| 2010 | Cle | 10 | 1 |
| 2011 | Cle | 16 | 16 |
| 2012 | Cle | 16 | 16 |
| 2013 | Cle | 11 | 11 |
| 2014 | Was | 7 | 7 |
| Career | | 60 | 51 |

JOSH LERIBEUS

GUARD
6-2 | 315
DOB: 7/2/89



3RD NFL SEASON
SMU

BERKNER H.S. (RICHARDSON, TEXAS)



MILESTONES

NFL debut: 11/4/12 (vs. CAR)... **First NFL start:** 9/25/14 (vs. NYG)

TRANSACTIONS

Selected by the Washington Redskins in the third round (71st overall) of the 2012 NFL Draft.

PRO

Appeared in five games as a rookie in 2012.

YEAR-BY-YEAR

2014 (REDSKINS)

Contributed on special teams at HOU (9/7)... Appeared in reserve vs. JAX (9/14)... Contributed in place of his injured teammates at PHI (9/21)... Made first career start at left guard vs. NYG (9/25)... Active but did not play vs. SEA (10/6), at ARI (10/12) and vs. TEN (10/19).

2013 (REDSKINS)

Inactive for all 16 games.

2012 (REDSKINS)

Appeared in five regular season games in his rookie year... Was inactive for the Redskins' season-opening win at NO (9/9), at STL (9/16), and vs. CIN (9/23)... Active but did not play at TB (9/30)... Inactive vs. ATL (10/7), MIN (10/14), at NYG (10/21) and at PIT (10/28)... Made his NFL debut on special teams vs. CAR (11/4)... Played on special teams in a win vs. PHI (11/18) and at DAL (11/22)... Inactive vs. NYG (12/3), vs. BAL (12/9) and at CLE (12/16)... Played special teams in a win at PHI (12/23)... Saw significant action in place of Kory Lichtensteiger in a division-clinching win vs. DAL (12/30), helping Alfred Morris to a career-high 200 rushing yards... Played his first career postseason games in NFC Wild Card Round vs. SEA (1/6), replacing an injured Kory Lichtensteiger early in the contest.

COLLEGE

Played in 36 games with 28 starts in three seasons at Southern Methodist, where he blocked for 2011 Conference USA leading rusher Zach Line (1,224 rushing yards)... In 2011, started all 13 games at left guard and was a member of a Mustangs offense that averaged 274.8 passing yards per game (third in C-USA)... As a sophomore in 2009, started all 13 games at left guard and was named an honorable mention All-C-USA selection by the league's coaches... Blocked for an offense that set single-season school records in total offense (5,093), passing yards (3,666) and points (380)... Helped lead the Mustangs to their first bowl appearance since 1984, defeating Nevada, 45-10, in the 2009 Hawaii Bowl... In 2008, following a redshirt year, played in 10 games with two starts, blocking for an offense that passed for a school-record-tying 29 touchdowns.

PERSONAL

Attended Berkner H.S. in Richardson, Texas... Was named an All-Area selection by The Dallas Morning News following his senior season at Berkner... Was rated the 23rd-best guard prospect in America by ESPN.com... Was one of the top 25 offensive linemen in the state according to Dave Campbell's Texas Football and was labeled a "Player to Watch" by the same publication... Ranked No. 41 on the DMN's Area Top 100 list... Was a three-star Rivals.com and Scout.com prospect... Was ranked the No. 60 offensive guard in the nation by Scout.com and No. 63 by Rivals... Last name pronounced luh-REE-bus... In 2013, participated in Tyler Polumbus' Tyler's Kids Outreach Football Camp at Redskins Park... Born on July 2, 1989.

YEAR-BY-YEAR STATS

GAMES/STARTS

| Year | Team | GP | GS |
|---------------|------|-----------|----------|
| 2012 | Was | 5 | 0 |
| 2014 | Was | 5 | 1 |
| Career | | 10 | 1 |

POSTSEASON


2012 (WAS): 1 G

KORY LICHTENSTEIGER

CENTER/GUARD
6-2 | 296
DOB: 3/22/85



6TH NFL SEASON
BOWLING GREEN
CRESTVIEW H.S. (CONVOY, OHIO)



HONOR ROLL

Redskins Ed Block Courage Award (2012)

MILESTONES

NFL debut: 9/8/08 (at OAK)... **First start:** 9/26/10 (at STL)... **Redskins debut:** 9/12/10 (vs. DAL)

TRANSACTIONS

Originally selected by the Denver Broncos in the fourth round (108th overall) of the 2008 NFL Draft... Waived by the Broncos on September 4, 2009... Claimed off waivers by the Minnesota Vikings on September 6, 2009... Waived by the Vikings on September 29, 2009... Signed with the Washington Redskins as a free agent on January 11, 2010... Re-signed with the Redskins as a restricted free agent on March 20, 2012... Re-signed with the Redskins on March 11, 2013.

PRO

Versatile interior lineman who has seen action at both the guard and center positions during his career... Enters 2014 having played in 69 career regular season games with 51 starts... Named the team's Ed Block Courage Award recipient in 2012 after returning from a season-ending knee injury in 2011.

YEAR-BY-YEAR

2014 (REDSKINS)

Started at center at HOU (9/7)... Started at center vs. JAX (9/14), helping the Redskins to 41 points and 449 net yards... Started at center and blocked for Kirk Cousins' 427-yard passing day at PHI (9/21)... Started at center vs. NYG (9/25), vs. SEA (10/6) and at ARI (10/12)... Started at center in a comeback win vs. TEN (10/19)... Started at center in an overtime win at DAL (10/27), helping Colt McCoy and the Redskins to 409 total yards.

2013 (REDSKINS)

Started at left guard and helped quarterback Robert Griffin III pass for 329 yards vs. PHI (9/9)... Started at left guard and helped the Redskins produce a 300-yard passer and 100-yard rusher at GB (9/15)... Started at left guard vs. DET (9/22) and helped Griffin III throw for 300 yards for a third consecutive week... Started at left guard at OAK (9/29) and helped the team to its first win of the season... Started at left guard at DAL (10/13), helping Washington post more than 200 yards both rushing and passing... Started at left guard vs. CHI (10/20), helping the Redskins post 499 yards and 45 points... Started at left guard at DEN (10/27)... Started at left guard vs. SD (11/3) as the Redskins posted 500 yards of offense... Started at left guard and helped the Redskins to 191 rushing yards at MIN (11/7)... Started at left guard in another 400-yard offensive performance at PHI (11/17)... Started at left guard vs. SF (11/25), vs. NYG (12/1) and vs. KC (12/8)... Started at left guard at ATL (12/15) and helped Kirk Cousins throw for 381 yards... Started at left guard vs. DAL (12/22), his 50th career NFL start... Started at left guard at NYG (12/29).

2012 (REDSKINS)

One season after suffering a season-ending knee injury, returned to start all 16 regular season games at left guard... Named the recipient of the team's Ed Block Courage Award... Started at left guard in a season-opening win at NO (9/9), returning to action for the first time since his knee injury and helping Robert Griffin III pass for 320 yards... Started at left guard and helped the Redskins rush for 176 rushing yards at STL (9/16)... Started at left guard vs. CIN (9/23) and at TB (9/30)... Started and helped Alfred Morris to a second consecutive 100-yard rushing day vs. ATL (10/7)... Started and helped the Redskins rush for 183 yards vs. MIN (10/14)... Started at NYG (10/21), contributing to the team's 248 rushing yards and 480 yards of total offense... Started at PIT (10/28) and vs. CAR (11/4)... Started in a win vs. PHI (11/18) and helped Griffin III post a perfect passer rating... Started at left guard in a Thanksgiving Day win at DAL (11/22), helping Griffin III become the first player in team history to throw four touchdown passes in consecutive games... Started at left guard and helped the Redskins rush for 207 yards in a win vs. NYG (12/3) on Monday Night Football... Started at left guard and helped Washington rush for 172 yards in a win vs. BAL (12/9)... Started and blocked for Kirk Cousins' 329-yard starting debut in a win at CLE (12/16)... Started in a win at PHI (12/23)... Started and helped Morris break the single-season team record for rushing yardage with a 200-yard effort in a division-clinching win vs. DAL (12/30)... Started at left guard in the NFC Wild Card Round vs. SEA (1/6), his first career playoff game.

2011 (REDSKINS)

Started in all five games in which he played before suffering a knee injury... Started at left guard vs. NYG (9/11) in helping the Redskins to a season-opening win... Started at left guard vs. ARI (9/18) and helped pave the way for a running attack that totaled 35 carries for 172 yards (4.9 avg.)... Started at left guard at DAL (9/26) and helped protect quarterback Rex Grossman, who passed for 250 yards... Started at left guard at STL (10/2) and helped block for a rushing attack that totaled 196 yards, a season-high... Started at left guard vs. PHI (10/16) before suffering a first-half knee injury... Placed on Reserve/Injured List on Oct. 17.

2010 (REDSKINS)

Played in all 16 regular season games and made a career-high 14 starts... Saw action at left guard vs. DAL (9/12)... Rotated at left guard vs. HOU (9/19)... Made his first career start, opening the game at left guard at STL (9/26) and helped open holes for Washington's backs to gain 116 yards on the ground. Cleared the way for running backs Ryan Torain and Clinton Portis to average 6.6 and 6.3 yards per carry, respectively... Started at left guard at PHI (10/3) and opened holes for the team to rush for a season-high 169 yards (4.8 avg.). Limited the Eagles to one sack... Opened the game at left guard vs. GB (10/10). Provided protection for Donovan McNabb to throw 357 yards and one touchdown... Started at left guard vs. IND (10/17) and opened holes for Ryan Torain to gain the first 100-yard rushing game of his career... Started at left guard at CHI (10/24). Cleared the way for Ryan Torain to rush for a career-high 125 yards and average six yards per carry... Opened the game at left guard at DET (10/31)... Started at left guard vs. PHI (11/15). Opened at left guard at TEN (11/21). Played both guard positions due to injuries on the offensive line. Provided protection for quarterback Donovan McNabb to complete 30-of-50 passing attempts for 376 yards and one touchdown... Started at left guard vs. MIN (11/28)... Opened the game at left guard at NYG (12/5). Provided protection for quarterback Donovan McNabb to complete 26-of-44 passing attempts for 296 yards and

one touchdown... Started at left guard vs. TB (12/12) and opened holes for running back Ryan Torain to set a career high with 172 yards on 24 carries (7.2 avg.), including 158 yards in the first half and 121 in the first quarter. Provided protection for Donovan McNabb to complete 22-of-35 passing attempts for 228 yards, two touchdowns and have a 100.7 passer rating... Started at left guard at DAL (12/19). Provided protection for quarterback Rex Grossman to complete 25-of-43 passing attempts for 322 yards and a career-high four touchdowns... Opened at left guard at JAX (12/26)... Started at left guard vs. NYG (1/2). Provided protection for quarterback Rex Grossman to complete 26-of-44 passing attempts for 336 yards and two touchdowns.

2009 (VIKINGS)

Claimed off waivers by the Vikings on September 6, 2009... Was inactive at CLE (9/13), at DET (9/20) and vs. SF (9/27)... Waived by the Vikings on September 29, 2009.

2008 (BRONCOS)

Played in all 16 regular season games... Primarily played on special teams and also saw action as an H-Back in goal-line situations.

COLLEGE

Received All-MAC honors during each of his four seasons at Bowling Green State (2003-07)... Named a finalist for the Rimington Trophy (nation's best center) as a senior... Earned first-team All-MAC honors at center in each of his final two seasons... Posted the highest blocking consistency (85.6 percent) of any center in the country during his time at Bowling Green State according to NFLDraftScout.com... Played guard his first two seasons at Bowling Green State.

PERSONAL

Has been active with the Washington Redskins Charitable Foundation, participating in Redskins Youth Fitness Zone at the Boys & Girls Clubs of Loudoun County, the Mickey Steele Memorial Golf Outing, DC101 Chili Cook-Off benefiting the National Kidney Foundation, Hometown Huddle and Harvest Feast... Participated in the team's 80th Anniversary Thank You Tour throughout Virginia, Maryland and Washington, D.C. in 2012... Volunteered his time to read "A Little Skins Football Story" to the Redskins Kids Club in April 2013... In 2013, participated in the Redskins' Kids Club Reading Combine, helped with the Adopt a Child Shopping Spree and participated in Cakes Against Cancer at INOVA hospital, which provides cakes to children undergoing treatment for cancer... Named All-Northwest Conference Lineman of the Year as well as an all-state selection during his junior and senior seasons at Crestview High School in Convoy, Ohio... First-team all-conference pick as an offensive and defensive lineman at Crestview... Had 125 tackles and eight sacks during his senior year after registering 100 tackles and six sacks his junior year... Earned four letters in basketball... Has one older brother, Kirk, and one younger brother, Luke... Earned a bachelor's degree in criminal justice... Married to his wife, Mandi, and has four sons: Ayden, Kale, Beau and Mack... Born on March 22, 1985, in Van Wert, Ohio.

YEAR-BY-YEAR STATS

GAMES/STARTS

| Year | Team | G | GS |
|---------------|------|-----------|-----------|
| 2008 | Den | 16 | 0 |
| 2010 | Was | 16 | 14 |
| 2011 | Was | 5 | 5 |
| 2012 | Was | 16 | 16 |
| 2013 | Was | 16 | 16 |
| 2014 | Was | 8 | 8 |
| Career | | 77 | 59 |

POSTSEASON

2012 (WAS): 1 G (GS)

SPENCER LONG

GUARD
6-5 | 311
DOB: 11/8/90



ROOKIE
NEBRASKA
ELKHORN (NEB.) H.S.



MILESTONES

NFL debut: 9/21/14 (at PHI)

TRANSACTIONS

Selected by the Washington Redskins in the third round (78th overall) of the 2014 NFL Draft.

YEAR-BY-YEAR

2014 (REDSKINS)

Inactive at HOU (9/7) and vs. JAX (9/14)... Made NFL debut on special teams at PHI (9/21)... Played on offense and special teams vs. NYG (9/25)... Inactive vs. SEA (10/6), at ARI (10/12), vs. TEN (10/19) and at DAL (10/27).

COLLEGE

Played at Nebraska from 2009-13, blossoming from a walk-on into starting all 33 career games in which he played for the Huskers... As a senior in 2013, started the first six games at right guard before suffering a knee injury at Purdue... In 2012, was a consensus first-team All-Big Ten honoree after starting every game at right guard for a second straight season and helping the Nebraska offense lead the Big Ten in both rushing offense and total offense. Earned second-team All-American honors from the Associated Press and Walter Camp... Started every game in 2011, helping the Huskers top 200 rushing yards seven times, including a trio of 300-yard rushing games (Washington, Wyoming and a season-high 346 yards at Minnesota). Earned second-team All-Big Ten honors from the media... Redshirted as a walk-on in 2009 and did not appear in game action in 2010... One of 16 football student-athletes to earn prestigious National Football Foundation Scholar-Athlete Awards, which carries an \$18,000 postgraduate scholarship, which he intends to put toward medical school.

PERSONAL

Attended Elkhorn (Neb.) H.S., where he helped the Antlers to a 7-3 record in their first season of Class A participation in 2008... Was an honorable-mention all-area selection... Was also a member of the Antlers' 2008 state championship baseball team. Thrice named an Academic All-Big Ten selection and was a Capital One/CoSIDA First-Team Academic All-American in 2013... Son of Doug and Ann Long. Brother, Jake, was his teammate at Nebraska... Born Nov. 8, 1990.

YEAR-BY-YEAR STATS

GAMES/STARTS

| Year | Team | G | GS |
|--------|------|---|----|
| 2014 | Was | 2 | 0 |
| Career | | 2 | 0 |



COLT MCCOY

QUARTERBACK
6-1 | 215
DOB: 9/5/86



5TH NFL SEASON
TEXAS
JIM NED H.S. (TUSCOLA, TEXAS)

MILESTONES

NFL debut: 10/17/10 (at PIT)... **First NFL start:** 10/17/10 (at PIT)... **Redskins debut:** 10/27/14 (at DAL)... **First win as starter:** 10/24/10 (at NO, 30-17)... **First fourth-quarter comeback win:** 9/25/11 (at MIA, 17-16)... **First completion:** 10/17/10 (at PIT, 8 yards to Brian Robiskie)... **First passing TD:** 10/17/10 (at PIT, 12 yards to Benjamin Watson)... **First multi-passing TD game:** 12/19/10 (at CIN, 2)... **First 300 yard passing game:** 10/2/11 (vs. TEN, 350)... **First rushing touchdown:** 11/7/10 (vs. NE, 16 yards)

TRANSACTIONS

Selected by the Cleveland Browns in the third round (85th overall) of the 2010 NFL Draft... Traded to the San Francisco 49ers on April 1, 2013... Signed with the Washington Redskins as an unrestricted free agent on April 3, 2014.

PRO

Enters 2014 having appeared in 28 regular season games with 21 starts, completing 410-of-703 passes (58.3 percent) for 4,401 yards with 21 touchdowns in four NFL seasons prior to joining Washington.

YEAR-BY-YEAR

2014 (REDSKINS)

Inactive at HOU (9/7), vs. JAX (9/14). Active but did not play at PHI (9/21), vs. NYG (9/25), vs. SEA (10/6) and at ARI (10/12)... Entered in relief vs. TEN (10/19) and completed 11-of-12 passes for 128 yards with one touchdown and a passer rating of 138.9. Engineered the second fourth-quarter comeback win of his career and his first since Sept. 25, 2011 vs. Miami as a member of the Cleveland Browns. With a 70-yard touchdown pass to Pierre Garçon on his first attempt, became the first Redskins player to throw a touchdown pass on his first pass attempt with the team since wide receiver Brandon Banks (Dec. 11, 2011 vs. NE)... Made his first start as a member of the Redskins in overtime win at DAL (10/27), his first NFL start since Dec. 8, 2011 as a member of the Cleveland Browns. Completed 25-of-30 passes for 299 yards and a passer rating of 94.3. Completion percentage of 83.3 was the highest of his career among games he has started and was the fourth-highest completion percentage by a Redskins quarterback with at least 20 attempts since the 1970 AFL-NFL merger. Scored on a seven-yard run in the third quarter, the second rushing touchdown of his career and his first since Nov. 7, 2010 as a member of the Browns.

2013 (49ERS)

Appeared in relief in four games, throwing one pass — a 13-yard completion to Bruce Miller at JAX (10/27).

2012 (BROWNS)

Saw action in three games... Completed 9-of-17 attempts for 79 yards and one touchdown in an appearance at DEN (12/23).

2011 (BROWNS)

Started all 13 games in which he appeared... Completed 265-of-463 passes for 2,733 yards with 14 touchdowns and 11 interceptions... Threw a touchdown pass in each of the Browns' first five games, the first Brown to do so

since Derek Anderson in 2007... Completed 19-of-39 passes for 210 yards and two touchdowns vs. MIA (9/25), as he completed a 14-yard touchdown pass to WR Mohamed Massaquoi with :43 remaining in regulation to lift the Browns to a 17-16 victory. Connected on 9-of-13 passes for 75 yards on the game-winning drive... Set Browns single-game records with 40 completions and 61 attempts for a career-high 350 yards vs. TEN (10/2). His 350 yards passing were the most by a Brown since Derek Anderson threw for 364 yards in November 2007... Tied his career-high for touchdown passes in a game with two in four contests.

2010 (BROWNS)

Played in eight games, starting all eight... Completed 135-of-222 passes for 1,576 yards and six touchdowns, setting a Browns rookie record with a 60.8 completion percentage and 74.5 passer rating. Led all NFL rookies in completion percentage... Made NFL debut at PIT (10/17), completing 23-of-33 passes for 281 yards and one touchdown. Also added 22 yards rushing on four carries... Earned his first win as an NFL starter at NO (10/24), as he completed 9-of-16 passes for 74 yards in a 30-17 victory. Also caught his first career pass for a 13-yard gain from RB Peyton Hillis... Recorded a 101.6 QB rating vs. NE (11/7), completing 14-of-19 passes for 174 yards while adding his first career rushing touchdown, a 16-yard scamper, to help beat the Patriots... Threw for 241 yards on 17-of-28 passing with a touchdown and carried four times for a career-high 39 yards at JAX (11/21)... Completed 19-of-25 passes for 243 yards with two touchdowns, resulting in a career-high passer rating of 132.6 at CIN (12/19).

COLLEGE

Starred at Texas from 2006-09, earning 45 victories in 53 career starts to finish as the winningest quarterback in NCAA history at the time... Completed 1,157-of-1,645 passes for 13,253 yards with 112 touchdowns and 45 interceptions, while adding 447 rushes for 1,571 yards and 20 touchdowns... At the time, was the only quarterback in college annals to win at least 10 or more games in each of his four seasons... Finished his collegiate career owning 47 school records... Career pass completion percentage of 70.33 ranked second in NCAA history behind Colt Brennan (70.39)... His 13,253 passing yards ranked sixth in college football annals and his 112 passing touchdowns ranked seventh all-time in NCAA history... As a senior in 2009, received the Maxwell Award, Davey O'Brien Award and Johnny Unitas Golden Arm Award Also and was named the Big-12 Player of the Year... Completed 332-of-470 passes for 3,521 yards, 27 touchdowns and 12 interceptions in 2009... In 2008, completed a school-record 332 completions on 433 attempts, setting an NCAA season-record with his completion percentage of 76.67 and threw for a career-high 3,859 yards and 34 touchdowns... Completed 276-of-424 passes for 3,303 yards, 22 touchdowns and a passer rating of 139.16 in 2007... Named Big 12 Offensive Freshman of the Year and All Big-12 Second Team, completing 217-of-318 passes for 2,570 yards and 29 touchdowns in 2006.

PERSONAL

Attended Jim Ned H.S. in Tuscola, Texas, where his father, Brad, served as head coach of the football team. Was a two-time Associated Press 2A Offensive MVP and first-team all-state pick... Finished his prep career as the all-time leading passer in Texas 2A history and sixth overall across all size classifications in Texas history, completing 536-of-849 pass attempts for 9,344 yards and 116 touchdowns... Was also a four-year starter in basketball and was an all-state selection as a junior... Was a three-time regional qualifier in track, including the mile relay and 110M hurdles. His wife, Rachel, was a middle-distance track and field athlete for Baylor University... Grandfather, Burl McCoy, is a member of the Abilene Christian University Sports Hall of Fame for his exploits both as an athlete and as the former women's basketball coach... Brother, Case, played quarterback at Texas as well... Graduated with a degree in sports management... Born Daniel Colt McCoy on Sept. 5, 1986 in Hobbs, N.M.

CAREER HIGHS

SINGLE-GAME

| | |
|----------------------------|--|
| Pass Attempts: | 61, vs. Tennessee (10/02/11) |
| Pass Completions: | 40, vs. Tennessee (10/02/11) |
| Yards Passing: | 350, vs. Tennessee (10/02/11) |
| Long (Passing): | 56, vs. Cincinnati (09/11/11) |
| Passing Touchdowns: | 2, five times, last at Cincinnati (11/27/11) |
| Passer Rating: | 138.9, vs. Tennessee (12 att., 10/19/14) |
| Carries: | 9, vs. Seattle (10/23/11) |
| Rushing Yards: | 39, at Jacksonville (11/21/10) |
| Long (Rushing): | 20, at Cincinnati (11/27/11) |
| Rushing Touchdowns: | 1, twice, last at Dallas (10/27/14) |

YEAR-BY-YEAR STATS

PASSING

| Year | Team | G | GS | Att | Comp | Pct | Yds | Yd/A | TD | Int | Lg | Rate |
|---------------|------|-----------|-----------|------------|------------|-------------|-------------|------------|-----------|-----------|------------|-------------|
| 2010 | Cle | 8 | 8 | 222 | 135 | 60.8 | 1576 | 7.1 | 6 | 9 | 47 | 74.5 |
| 2011 | Cle | 13 | 13 | 463 | 265 | 57.2 | 2733 | 5.9 | 14 | 11 | 56 | 74.6 |
| 2012 | Cle | 3 | 0 | 17 | 9 | 52.9 | 79 | 4.6 | 1 | 0 | 21 | 85.2 |
| 2014 | Was | 2 | 1 | 42 | 36 | 85.7 | 427 | 10.2 | 1 | 1 | 70t | 107.0 |
| Career | | 30 | 22 | 745 | 446 | 59.9 | 4828 | 6.5 | 22 | 21 | 70t | 77.1 |

RUSHING

| Year | Team | Att | Yds | Avg | Lg | TD |
|---------------|------|------------|------------|------------|-----------|----------|
| 2010 | Cle | 28 | 136 | 4.9 | 18 | 1 |
| 2011 | Cle | 61 | 212 | 3.5 | 20 | 0 |
| 2012 | Cle | 4 | 15 | 3.8 | 15 | 0 |
| 2013 | SF | 6 | -6 | -1 | -1 | 0 |
| 2014 | Was | 9 | 19 | 2.1 | 7t | 1 |
| Career | | 108 | 376 | 3.5 | 20 | 2 |

ADDITIONAL

Record as Starter: 7-15 (0.318) career; 1-0 with Redskins

Fumbles-Lost: 1-0 in 2010, 11-2 in 2011

Fourth Quarter Comeback Wins: 2 (9/25/11 vs. MIA, 10/19/14 vs. TEN)

300-Yard Passing Games: 1 (1 in 2011)



BRANDON MERIWEATHER

SAFETY
5-11 | 198
DOB: 1/14/84



7TH NFL SEASON
MIAMI (FLA.)
APOPKA H.S. (APOPKA, FLA.)

HONOR ROLL

Two-time Pro Bowler (2009-10 seasons)

MILESTONES

NFL debut: 9/9/07... **Redskins debut:** 11/18/12... **First INT:** 9/14/08 (at NYJ, Brett Favre)... **First multi-INT game:** 10/25/09 (at TB, 2)... **First TD:** 10/25/09 (at TB, 39 yard INT return, Josh Johnson)... **First sack:** 12/7/08 (at SEA, Seneca Wallace)... **First FF:** 12/23/07 (vs. MIA, Ted Ginn, Jr.)... **First FR:** 11/07/10 (at CLE, Jermaine Cunningham)

TRANSACTIONS

Originally selected by the New England Patriots in the first round (No. 24 overall) of the 2007 NFL Draft... Released by the Patriots on Sept. 3, 2011... Signed by the Chicago Bears on Sept. 4, 2011... Signed with the Washington Redskins as an unrestricted free agent on March 15, 2012... Re-signed with the Redskins on March 18, 2014.

PRO

Two-time Pro Bowler enters 2014 having played in 89 career games with 58 starts... Credited by STATS, LLC for 349 tackles (243 solo), three sacks, 15 interceptions, 34 passes defensed, five forced fumbles and two fumbles recovered through the 2013 season... Made his first pro start in Super Bowl XLII, opening the game as the Patriots' nickelback.

YEAR-BY-YEAR

2014 (REDSKINS)

Returned from suspension in Week 3, starting at PHI (9/21) and leading the Redskins with six tackles (five solo)... Set a career-high with 13 tackles (six solo) and also added two passes defensed (including one that ricocheted to Keenan Robinson for an interception) vs. NYG (9/25)... Started vs. SEA (10/6) and registered seven tackles (three solo) including his first sack of the season... Started and recorded five tackles (four solo) at ARI (10/12)... Started and contributed three assisted tackles and a pass defensed vs. TEN (10/19)... In an overtime win vs. DAL (10/27), recorded career highs in sacks (two) and forced fumbles (two) in addition to posting seven tackles (all solo) and a fumble recovery. Became the first member of the Redskins in records available dating back to 1994 to record two sacks, two forced fumbles and a fumble recovery in the same game.

2013 (REDSKINS)

Inactive with a groin injury vs. PHI (9/9)... Started at strong safety and posted four tackles (two solo) at GB (9/15) before leaving the game with a concussion... Started vs. DET (9/22) and compiled nine tackles (seven solo)... Started at OAK (9/29) and added five solo tackles... Started at DAL (10/13) and notched two tackles (one solo)... Started and compiled four tackles (three solo) vs. CHI (10/20)... After a one-game suspension, started and registered six tackles (four solo) vs. SD (11/3)... Started at MIN (11/7), adding five tackles (three solo) and recording his first interception of the season... Started and registered a team-high seven tackles (all solo) at PHI (11/17)... Started vs. SF (11/25), recording five tackles (four solo) and his first fumble recovery as a Redskin... Started and amassed four tackles (three

solo) and an interception vs. NYG (12/1)... Inactive vs. KC (12/8)... Started and notched four tackles (one solo) at ATL (12/15)... Started and posted six tackles (five solo), including his first sack as a Redskin, vs. DAL (12/22)... Started and recorded a team-high eight tackles (all solo) at NYG (12/29) and added his first forced fumble as a Redskin.

2012 (REDSKINS)

Missed the first nine games of the season with a knee injury... Made his Redskins debut in a win vs. PHI (11/18), starting at safety and posting seven tackles (three solo), two passes defensed and his first interception as a Redskin... Placed on the Reserve/Injured list with a knee injury on Nov. 20.

2011 (BEARS)

Played in 11 games, starting four... Registered 19 tackles (six solo)... Had two passes defensed... Had season-high seven tackles in Week 4 win vs. Carolina in which he started at free safety.

2010 (PATRIOTS)

Played in 16 games with 13 starts... Named to the AFC Pro Bowl team after playing in 16 games with 13 starts and finishing the season with 66 tackles (48 solo) and three interceptions for 39 yards... Came up with a game-clinching interception of Ryan Fitzpatrick at the Patriots 43-yard line with 3:04 left in regulation vs. BUF (9/26) in a 38-30 win... Named AFC Defensive Player of the Week (Week 7) after intercepting two passes at TB (10/15) in London's Wembley Stadium and returning one 39 yards for his first career touchdown in a 35-7 Patriots win... Finished the season with a career-high five interceptions... Made a single-game career best 12 tackles at DEN (10/11)... Led the secondary with a career-high 83 tackles.

2009 (PATRIOTS)

Played in 16 games with 16 starts plus one postseason start... Earned his first Pro Bowl berth after starting all 16 games at strong safety and finishing third on the team with 83 total tackles and tying for the team lead with five interceptions. Also added nine passes defensed, two forced fumbles and five special teams tackles... Set up a New England touchdown with a pick and a 56-yard return vs. JAX (12/27) in the AFC East-clinching 35-7 victory... Started in the postseason game vs. BAL (1/10) and finished with three tackles and one special teams tackle.

2008 (PATRIOTS)

Played in every game and started the final 11 games of the season at safety after opening-day starter Rodney Harrison was placed on injured reserve and went on to lead the Patriots with four interceptions, tying the highest total by a Patriots safety since Lawyer Milloy had six interceptions in 1998... Ranked third on the team with 79 tackles (57 solo), a total that led all Patriots defensive backs, and finished second on the team with nine passes defensed... Collected his first NFL interception at the NYJ (9/14), picking off a Brett Favre pass... Played in reserve as the nickel back at SF (10/5) and pulled down his second interception of the season with an acrobatic catch on his back, grabbing a J.T. O'Sullivan pass intended for Delanie Walker... Collected his team-leading third interception of the season, picking off a Jay Cutler pass intended for Darrell Jackson vs. DEN (10/20)... Snared his fourth interception of the season, picking off a Chad Pennington pass intended for Anthony Fasano at MIA (11/23)... Ensured a Patriots' victory with his first career sack, forcing a fumble on a 7-yard sack of Seneca Wallace at SEA (12/7), while tying for the team lead in tackles with nine... Blind-

sided Matt Leinart on a 12-yard sack, forcing a fumble that was recovered by Jarvis Green, for his second strip-sack in three games vs. ARI (12/21).

2007 (PATRIOTS)

Played in 16 games plus three postseason contests... Played in all 16 regular-season games in his first pro season, making 16 tackles with three passes defended and 13 special teams tackles... Appeared in his first NFL game in the Patriots' win over the NYJ (9/9), playing in a reserve role at safety and made his first tackle on Jets wide receiver Justin McCareins... Registered his first career pass defended, batting down Kyle Boller's downfield attempt intended for Derrick Mason in the Patriots' comeback win at BAL (12/3)... Led the team with four special teams tackles while making three tackles in coverage as the Patriots completed the NFL's first 16-0 season at the NYG (12/29)... Played in all three of the Patriots' postseason games, including his first NFL start in Super Bowl XLII vs. the NYG (2/3), making three tackles and registering a pass defended.

COLLEGE

Started 21 games at strong safety, six at free safety, three at cornerback and one at nickelback during his career... Holds the Miami career-record for tackles by a defensive back with 293 tackles... His 182 solo tackles broke the Miami all-time record for safeties that was held by Bennie Blades (155) and his 77 solo tackles in 2005 broke the old Miami season-record for safeties that was first set by Daryl Reeh (68)... Became the first defensive back to ever lead the Hurricanes in tackles in a season (115 in 2005).

PERSONAL

Attended Apopka (Fla.) H.S. and led his school to the Florida Class 6A state championship as a senior in 2001 and registered 115 tackles, six interceptions and four touchdowns. Played in the Florida-Georgia All-Star game and was named captain of the defense. Participated in the 2008 Salvation Army Holiday Party at Gillette Stadium with nearly 250 children from the Boston and Providence Salvation Army centers... Was a liberal arts major at Miami... Participated in the Wilson Reading Challenge Finale with his fellow defensive backs in 2013... Has a daughter, Morgan Meriweather, born in 2008... Born Jan. 14, 1984.

YEAR-BY-YEAR STATS

DEFENSE

| Year | Team | G | GS | Tack | Solo | Sack | INT | PD |
|---------------|------|-----------|-----------|------------|------------|----------|-----------|-----------|
| 2007 | NE | 16 | 0 | 15 | 10 | 0 | 0 | 3 |
| 2008 | NE | 16 | 11 | 77 | 57 | 2 | 4 | 9 |
| 2009 | NE | 16 | 16 | 82 | 53 | 0 | 5 | 9 |
| 2010 | NE | 16 | 13 | 67 | 48 | 0 | 3 | 6 |
| 2011 | Chi | 11 | 4 | 32 | 19 | 0 | 0 | 2 |
| 2012 | Was | 1 | 1 | 7 | 3 | 0 | 1 | 2 |
| 2013 | Was | 13 | 13 | 69 | 53 | 1 | 2 | 3 |
| 2014 | Was | 6 | 6 | 41 | 25 | 3 | 0 | 3 |
| Career | | 95 | 64 | 390 | 268 | 6 | 15 | 37 |

*Tackle stats according to STATS, LLC

ADDITIONAL

Fumbles Forced-Recovered: 1-0 in 2007, 2-0 in 2008, 2-0 in 2009, 0-1 in 2010, 1-1 in 2013, 2-1 in 2014

INT Touchdowns: 1 in 2009

POSTSEASON


| Year | Team | G | GS | Tack | Solo | Sack | INT | PD |
|---------------|------|----------|----------|-----------|-----------|----------|----------|----------|
| 2007 | NE | 3 | 1 | 8 | 5 | 0 | 0 | 1 |
| 2009 | NE | 1 | 1 | 3 | 2 | 0 | 0 | 0 |
| 2010 | NE | 1 | 1 | 4 | 3 | 0 | 0 | 1 |
| Career | | 5 | 3 | 15 | 10 | 0 | 0 | 1 |

CHASE MINNIFIELD

CORNERBACK
6-0 | 186
DOB: 3/31/89



2ND NFL SEASON
VIRGINIA
HENRY CLAY H.S. (LEXINGTON, KY.)



MILESTONES

NFL debut: 9/25/14 (vs. NYG)

TRANSACTIONS

Originally entered the NFL with the Washington Redskins as a college free agent on May 3, 2012... Waived by the Redskins on August 31, 2013... Signed to the Redskins' practice squad on September 1, 2013... Signed to the Redskins' active roster on November 29, 2013... Waived by the Redskins on August 30, 2014... Signed to the Redskins' practice squad on August 31, 2014... Signed to the Redskins' active roster on September 22, 2014.

YEAR-BY-YEAR

2014 (REDSKINS)

Signed to active roster from practice squad on Sept. 22 and made NFL debut vs. NYG (9/25)... Contributed on defense and special teams vs. SEA (10/6)... Recorded a solo tackle at ARI (10/12)... Played on special teams vs. TEN (10/19) and at DAL (10/27).

2013 (REDSKINS)

Promoted to the Redskins' active roster in Week 13... Inactive vs. NYG (12/1), vs. KC (12/8), at ATL (12/15), vs. DAL (12/22) and at NYG (12/29).

2012 (REDSKINS)

Spent the entire season on the Reserve/Injured list after sustaining a knee injury in the preseason.

COLLEGE

Played collegiately at University of Virginia, where he appeared in 48 games with 25 starts...As a senior in 2011, he finished second in the nation in interceptions among active players, with 13 career interceptions, and finished sixth all-time at UVA...Had 50 tackles (33 solo), eight pass breakups, three interceptions and blocked a FG attempt... Was the recipient of the Pop Warner National College Football award... Was voted second-team All-American by CBSSports.com and first-team All-ACC...As a junior in 2010, started all 12 games and finished No. 2 in the ACC and No. 5 nationally for most interceptions, 6 interceptions...Finished No. 8 on the team with 48 tackles and four deflected passes... Finished his final four games with an ankle injury...As a redshirt sophomore in 2009, he made a strong impact on special teams, as well as defense, ranking third on the team in all-purpose yards with 601... Returned a team-high 22 kickoffs for 513 yards...As a redshirt freshman in 2008, played every game... Recorded 25 tackles (21 solo) and four passes defensed.

PERSONAL

Attended Henry Clay (Lexington, Ky.) H.S. and received first team all-state honors as a defensive back his senior year... First team all-city selection as a junior and earned all-state academic honors... Born Chase Onassis Minnifield in Lexington, Ky.... Son of Diane and Frank Minnifield... Father, Frank, was a Pro Bowl cornerback for the Cleveland Browns from 1984-92.

YEAR-BY-YEAR STATS

DEFENSE

| Year | Team | G | GS | Tack | Solo | Sack | INT | PD |
|---------------|------|----------|----------|----------|----------|----------|----------|----------|
| 2014 | Was | 5 | 0 | 1 | 1 | 0 | 0 | 0 |
| Career | | 5 | 0 | 1 | 1 | 0 | 0 | 0 |

**Tackle stats according to STATS, LLC*

ALFRED MORRIS

RUNNING BACK
5-10 | 224
DOB: 12/12/88



3RD NFL SEASON
FLORIDA ATLANTIC
PINE FOREST H.S. (PENSACOLA, FLA.)



HONOR ROLL

Pro Bowl selection (2013 season)
Redskins Walter Payton Man of the Year (2013)
Second-team *Associated Press* All-Pro (2012)
PFW/PFWA All-Rookie Team (2012)

MILESTONES

NFL debut: 9/9/12 (at NO)... **First rushing TD:** 9/9/12 (at NO, 1 yard)...
First multi-TD game rushing: 9/9/12 (at NO, 2)... **First 100-yard rushing game:** 9/30/12 (at TB, 113 yards)... **First 200-yard rushing game:** 12/30/12 (vs. DAL, 200 yards)... **First reception:** 9/30/12 (at TB, -4 yards from Robert Griffin III)

TRANSACTIONS

Selected by the Washington Redskins in the sixth round (173rd overall) of the 2012 NFL Draft.

PRO

Started all 32 regular season games and one postseason game in his first two NFL seasons from 2012-13... His 2,888 rushing yards from 2012-13 were second in the NFL to only Adrian Peterson. His 2,888 yards in those years rank ninth-most in NFL history among players in their first two seasons... In his debut season, set the Redskins single-season rushing record with 1,613 yards on 335 carries and 13 touchdowns, all team rookie records... His 1,613 rushing yards as a rookie were second-most in the NFL in 2012 behind only MVP Adrian Peterson and were the third-most by a rookie in NFL history, behind Eric Dickerson and George Rogers.

YEAR-BY-YEAR

2014 (REDSKINS)

Started at HOU (9/7), gaining 91 yards on 14 carries (6.5 avg.)... Started vs. JAX (9/14), gaining 85 yards on 22 carries (3.9 avg.) with two touchdowns. Eclipsed the 3,000-yard career rushing mark in his 34th career game, the fastest in team history. Scored his 22nd career rushing touchdown, tying Don Bosseler for ninth in team history... Gained 77 yards on 23 carries at PHI (9/21) and entered the Top 10 in career rushing yardage in Redskins history, surpassing Don Bosseler (3,112)... Recorded 12 carries for 63 yards with a touchdown vs. NYG (9/25), passing Ladell Betts (3,176) for ninth-most rushing yardage in franchise history and tying him with Cliff Battles (23) for eighth-most rushing touchdowns in franchise history. Also matched his previous career highs in receptions (three) and receiving yards (27)... Started and gained 29 yards on 13 carries vs. SEA (10/6)... Started and rushed for 41 yards on 13 carries and caught one pass for 14 yards at ARI (10/12)... Started and recorded 18 carries for 54 yards (3.0 avg.) vs. TEN (10/19)... Started and gained 73 yards on 18 rushing attempts at DAL (10/27), passing Mike Thomas (3,359) for No. 8 on the Redskins' all-time rushing yardage list in the process. Scored his fourth rushing touchdown of the year on a five-yard touchdown run, the 24th of Morris' career, pushing him past Cliff Battles (23) into sole possession of eighth place on the Redskins' all-time list. Extended his streak of consecutive games against Dallas with at least one rushing touchdown to five games, the longest in team his-

tory. Recorded a season-long 29-yard carry in the third quarter.

2013 (REDSKINS)

Started all 16 games, rushing 276 times for 1,275 yards (4.6 avg.) with seven touchdowns... Started and rushed 12 times for 45 yards (3.8 avg.) with one touchdown vs. PHI (9/9)... Started and posted his eighth career 100-yard rushing game at GB (9/15), carrying 13 times for 107 yards with a career-high 8.2 avg. per carry... Started vs. DET (9/22) and recorded 73 yards on 15 carries (4.9 avg.) and scored the 15th rushing touchdown of his career on a 30-yard run in the second quarter... Started at OAK (9/29) and registered 71 yards on 16 carries (4.4 avg.)... Started at DAL (10/13) and rushed for 81 yards and matched his then-season high with 16 carries (5.1 avg.). Scored his third rushing touchdown of the season on a career-long 45-yard run in the third quarter... Had game highs in carries (19) and rushing yards (95) vs. CHI (10/20)... Started and rushed for 93 yards on 17 carries (5.5 avg.) and a touchdown at DEN (10/27)... Started and recorded his ninth career 100-yard rushing game vs. SD (11/3), carrying 25 times for 121 yards (4.8 avg.) and a touchdown... Started and posted season highs in rushing attempts (26) and rushing yards (139) at MIN (11/7). The 100-yard game was the 10th of Morris' career, tying him with Clinton Portis for eighth-most 100-yard rushing games in team history. He posted consecutive 100-yard rushing games for the first time since posting three straight in Weeks 12-14 last season... Started and gained 93 yards on 22 carries (4.2 avg.) at PHI (11/17)... Started and gained 52 yards on 14 carries (3.7 avg.) vs. SF (11/25)... Started and rushed 11 times for 26 yards (2.4 avg.) and a touchdown vs. NYG (12/1). Also added career highs in receptions (three) and receiving yards (27)... Started and gained 31 yards on 12 carries (2.6 avg.) vs. KC (12/8)... Started and rushed 18 times for 98 yards (5.4 avg.) at ATL (12/15)... Started and gained 88 yards on 24 carries and added a rushing touchdown vs. DAL (12/22). Became the 13th player in team history to rush for 20 career touchdowns with the Redskins... Started and gained 62 rushing yards on 16 carries (3.9 avg.) at NYG (12/29). Also added two receptions for 21 yards (10.5 avg.).

2012 (REDSKINS)

Selected by the Redskins with the draft pick received from Minnesota in exchange for QB Donovan McNabb... Started all 17 games (including postseason) for Washington and rushed 335 times for 1,613 yards and 13 touchdowns, all team rookie records. His 1,613 rushing yards broke Clinton Portis' team record (1,516 in 2005) and were the third highest total by a rookie in NFL history... Named a Pro Bowl Alternate... Started at running back in his NFL debut in a season-opening win at NO (9/9), finishing the game with 28 carries for 96 yards and the first two touchdowns of his career. Became the third Redskins rookie since the merger to score a rushing touchdown in Week 1, joining Michael Westbrook (1995) and Kelvin Bryant (1986)... Started at running back at STL (9/16) and had 16 carries for a team-high 89 yards, in the process becoming the first Redskins running back to post 85-plus-yard games in Weeks 1-2 since Stephen Davis in 1999... Started at running back vs. CIN (9/23), registering 17 rushing attempts for 78 yards and one touchdown on the ground. His third touchdown in the first three weeks made him the first Redskins rookie to score three rushing touchdowns in the first three weeks since Ray McDonald (1967)... Started at running back at TB (9/30), notching his first 100-yard rushing day with 113 yards on 21 carries (5.4 avg.). He and Robert Griffin III became the first pair of rookie teammates in NFL history to each rush for four touchdowns over their team's first four games, according to the Elias Sports Bureau... Started

vs. ATL (10/7), and had a then-career-high 115 yards on 18 carries. He joined Eric Dickerson as the only rookies in NFL history to rush for at least 75 yards in each of their team's first five games, according to the Elias Sports Bureau. He joined Larry Brown (1972), John Riggins (1983), George Rogers (1986), Earnest Byner (1991) and Terry Allen (1996) as the only backs in team history since the merger to open a season with at least 75 yards in the first five games of a season... Started and rushed 16 times for 47 yards (2.9 avg.) with a touchdown vs. MIN (10/14)... Started at NYG (10/21) and rushed 22 times for a career-high 120 yards (5.5 avg.), marking his third career 100-yard rushing performance. Also had a career-high two receptions for 10 yards (5.0 avg.). Earned Pepsi Rookie of the Week honors... Started at PIT (10/28) and rushed 13 times for 59 yards (4.5 avg.). Became the first Redskins rookie since at least 1970 to have seven 50-yard rushing games in the first eight games of a season... Started vs. CAR (11/4), and rushed for 76 yards on 13 carries (5.8 avg.). His 793 rushing yards through nine games, the most by a rookie through nine games since Adrian Peterson rushed for 1,081 yards through nine games as a rookie with Minnesota in 2007... Started in a win vs. PHI (11/18) and gained 76 rushing yards on 20 carries, giving him 869 rushing yards through 10 games, making him the 12th NFL rookie since the 1970 AFL-NFL merger to rush for 850 yards or more in the first 10 games of a season. Was the first Redskins rookie to accomplish the feat... Rushed for 113 yards on 24 carries (4.7 avg.) with one touchdown in a Thanksgiving Day win at DAL (11/22)... Started on Monday Night Football vs. NYG (12/3) and rushed for a career-high 124 yards on 22 carries, his fifth 100-yard rushing effort of the season. Morris' five 100-yard rushing games became the most by a Redskins rookie in a single season since the 1970 NFL-AFL merger. With a 19-yard run in the first quarter, he eclipsed 1,000 rushing yards for the season and became the first 1,000-yard rusher for the Redskins since Clinton Portis in 2008. It represents the 23rd 1,000-yard rushing season by a Redskins player in team history and only the second by a rookie. Morris broke the Redskins' record for rushing yards by a rookie with a 16-yard gain in the third quarter that pushed him past Reggie Brooks' former rookie record of 1,063 rushing yards for the Redskins during the 1993 season... Started in a win vs. BAL (12/9) and notched his third straight 100-yard rushing day, being credited with 23 carries for 122 yards and one touchdown. The league later amended his yardage total to 129, a career high. The 100-yard rushing game was his sixth of the season, marking the most 100-yard rushing games in a season by a Redskin since 2008 (Clinton Portis – six). Earned Pepsi Rookie of the Week honors for the performance, his second such award of the season... Started in a win at CLE (12/16) and finished the game with 26 carries for 87 rushing yards and two touchdowns. The two rushing touchdowns gave him nine on the season, surpassing Skip Hicks (eight in 1998) to set the Redskins' record for rushing touchdowns in a rookie season. The game was his second multi-touchdown game of his career and his first since his NFL debut at New Orleans in Week 1... Started in a win at PHI (12/23) and gained 91 yards on 22 carries with one rushing touchdown. With the touchdown, he tied Pro Football Hall of Famer Charley Taylor for the Redskins' rookie record for total touchdowns in a season (10 in 1964). His 10 touchdowns this season mark the 12th double-digit rushing touchdown season in team history and the first since Clinton Portis in 2007 (11)... Started in a division-clinching win vs. DAL (12/30) and rushed 33 times for 200 rushing yards with three touchdowns, all career highs. Finished the season with 1,613 yards, breaking Clinton Portis' team record for rushing yards in a season (1,516 in 2005). Finished second in the NFL in rushing yards (1,613) and rushing touchdowns (13) this season behind Minnesota's Adrian Peterson and Houston's Arian Foster, respectively. His three rushing touchdowns vs. DAL tied a Redskins' team record, marking the 22nd time a Redskin has rushed for three touchdowns in a game. The 200-yard performance was a Redskins rookie record and the first by a Redskin of any experience level since Gerald Riggs' team-record 221 yards on Sept. 17, 1989, vs. Philadelphia. The game was his seventh 100-yard rushing performance of the season, the most by a Redskin since Portis in 2005 (nine).

YEAR-BY-YEAR STATS

RUSHING

| Year | Team | GP | GS | Att | Yds | Avg | Lg | TD |
|---------------|------|-----------|-----------|------------|-------------|------------|------------|-----------|
| 2012 | Was | 16 | 16 | 335 | 1613 | 4.8 | 39t | 13 |
| 2013 | Was | 16 | 16 | 276 | 1275 | 4.6 | 45t | 7 |
| 2014 | Was | 8 | 8 | 133 | 513 | 3.9 | 29 | 4 |
| Career | | 40 | 40 | 744 | 3401 | 4.6 | 45t | 24 |

RECEIVING

| Year | Team | GP | GS | No | Yds | Avg | Lg | TD |
|---------------|------|-----------|-----------|-----------|------------|------------|-----------|----------|
| 2012 | Was | 16 | 16 | 11 | 77 | 7.0 | 20 | 0 |
| 2013 | Was | 16 | 16 | 9 | 78 | 8.7 | 17 | 0 |
| 2014 | Was | 8 | 8 | 6 | 51 | 8.5 | 26 | 0 |
| Career | | 40 | 40 | 26 | 206 | 7.9 | 26 | 0 |

ADDITIONAL

Fumbles-Lost: 4-3 in 2012, 4-3 in 2013, 2-0 in 2014

POSTSEASON

| Year | Team | GP | GS | Att | Yds | Avg | Lg | TD |
|-------------------|------|----------|----------|-----------|-----------|------------|-----------|----------|
| 2012 | Was | 1 | 1 | 16 | 80 | 5.0 | 18 | 0 |
| NFL totals | | 1 | 1 | 16 | 80 | 5.0 | 18 | 0 |

CAREER HIGHS

SINGLE-GAME

| | |
|----------------------------|--|
| Carries: | 33, vs. Dallas (12/30/12) |
| Rushing Yards: | 200, vs. Dallas (12/30/12) |
| Long (Rushing): | 45t. at Dallas (10/13/13) |
| Rushing Touchdowns: | 3, vs. Dallas (12/30/12) |
| Receptions: | 3, twice, last vs. NY Giants (09/25/14) |
| Receiving Yards: | 27, twice, last vs. NY Giants (09/25/14) |
| Long (Receiving): | 26, vs. NY Giants (09/25/14) |

REDSKINS HISTORY

Top rushing seasons by yardage in team history:

| Player | Season | Att. | Yds | TD |
|-------------------------|-------------|------------|--------------|-----------|
| 1. ALFRED MORRIS | 2012 | 335 | 1,613 | 13 |
| 2. Clinton Portis | 2005 | 352 | 1,516 | 11 |
| 3. Clinton Portis | 2008 | 342 | 1,487 | 9 |

REDSKINS ROOKIE RECORDS

| Player (Season) | Rushing Yards |
|-----------------------------|------------------|
| ALFRED MORRIS (2012) | 1,613 |
| Reggie Brooks (1993) | 1,063 |
| Player (Season) | Rushing Attempts |
| ALFRED MORRIS (2012) | 335 |
| Mike Thomas (1975) | 235 |
| Player (Season) | Rushing TD |
| ALFRED MORRIS (2012) | 13 |
| Skip Hicks (1998) | 8 |
| Player (Season) | Total TD |
| ALFRED MORRIS (2012) | 13 |
| Charley Taylor (1964) | 10 |

COLLEGE

Left Florida Atlantic as the school's all-time leading rusher, finishing his career with 3,529 career rushing yards... His 733 career carries and 27 career rushing touchdowns are also school records... Also added 30 receptions for 300 yards and four receiving touchdowns in his career... Finished his career with 16 games of 100 rushing yards or more, including six of his final eight games with the program... Played in 47 games at Florida Atlantic, starting 35... Twice named the University and the Athletic Department's 2012 Male Student Athlete of the Year... Was the team's Co-MVP for his play in 2011... As a senior, finished second in the Sun Belt in rushing yards (1,186) and was named second-team All-Sun Belt... As a junior, was 72 yards shy of becoming the first player in FAU history to post consecutive 1,000-yard seasons... As a sophomore in 2009, secured the Sun Belt rushing title and the school record with 1,392 rushing yards... Played for legendary coach Howard Schnellenberger, a former Redskins draft pick.

PERSONAL

Played in two all-star games, including the East/West Shrine game... Attended Pine Forest (Fla.) H.S., where he saw action on both sides of the ball... Rushed for 1,049 yards as a senior and recorded 17 touchdowns for the Eagles... Defensively, he recorded 147 tackles and five interceptions... Was named Northwest Florida MVP and first-team All-State and was a game MVP... Participated in the PSA All-Star Game... Was an exercise science major at FAU... Was a consistent member of the FAU Athletic Department's 3.0 GPA list... Son of Yvonne and Ronald Morris... Born in Pensacola, Fla on Dec. 12, 1988... Famously drives a 1991 Mazda 626 — referred to as "The Bentley" — which he purchased from his pastor while in college.

COMMUNITY

Was named the Redskins' 2013 Walter Payton Man of the Year for his contributions both on the field and in the community. Was so instrumental to the Washington Redskins Charitable Foundation's impact on area children that he contributed at the Leadership Council Meeting to help the Foundation achieve its mission... Participated in a surprise school visit to Glen Forest Elementary School in Fairfax, Va... Helped Macy's send 200 children back to school in style at the Macy's Back to School Shopping Spree... Received the "Role Model of the Year" Award from the National Conference on Citizenship... Attended the Salute to Play 60 Military challenge kickoff event at Joint Base Andrews... Contributed to the High School Football Forum... Volunteered at the All-Star Survivors Celebration at Redskins Park to support women battling breast cancer... Participated in Hometown Huddle, which helps motivate children to be active and adopt healthy eating habits... Participated in the Georgetown Pediatric Halloween Party, dressing up as Captain America and visiting children at Georgetown Hospital... Participated in Coca-Cola's Get the Ball Rolling Flag Football Experience... Worked with his teammates for the Kaiser Thriving Schools Play 60 Mini-Combine... Made a Play 60 Super School visit to Glebe Elementary School... Attended and distributed food at the Redskins' annual Harvest Feast event... Worked as a celebrity waiter for Ryan Kerrigan's Blitz for the Better Foundation fundraising event at Ruth's Chris Steak House... Attended Darrell Green's annual Christmas With The Redskins party... Volunteered during the Smashing Walnuts Foundation fundraiser in honor of Gabriella Miller... Assisted the Washington Redskins Charitable Foundation with the annual Skins Santa Shoppe event to distribute more than 1,000 toys to underserved youth.

MORGAN MOSES



TACKLE
6-6 | 318
DOB: 3/3/91



ROOKIE
VIRGINIA
MEADOWBROOK H.S. (RICHMOND, VA.)

MILESTONES

NFL debut: 9/14/14 (at JAX)

TRANSACTIONS

Selected by the Washington Redskins in the third round (66th overall) of the 2014 NFL Draft.

YEAR-BY-YEAR

2014 (REDSKINS)

Inactive at HOU (9/7)... Made NFL debut vs. JAX (9/14)... Inactive at PHI (9/21)... Contributed on special teams vs. NYG (9/25)... Saw action on offense and special teams vs. SEA (10/6)... Inactive at ARI (10/12) and vs. TEN (10/19)... Played on special teams at DAL (10/27).

COLLEGE

Played at Virginia from 2010-13, starting 43 of the 48 career games in which he played — 30 at right tackle and 12 at left tackle... Received All-ACC third-team honors as a senior in 2013 while helping Kevin Parks become the Cavaliers' first 1,000-yard rusher in a season since 2004... Was a Coaches All-ACC honorable mention selection as a junior in 2012, starting 11 of 12 games and helping UVA amass more than 500 yards of total offense multiple times in a season for the first time since 2004... Was one of 13 players to start all 13 games for the Cavaliers in 2011... Appeared in 11 of Virginia's 12 games as a freshman, making his collegiate debut against Richmond. Made first collegiate start against UNC, becoming the seventh true freshman nationally to start at offensive tackle in 2010 when he started at right tackle against the Tar Heels.

PERSONAL

Attended Meadowbrook H.S. in Richmond, Va., and also played prep football at Fork Union Military Academy in 2009... Two-time all-state, all-region and all-district selection... Two-time Richmond Times-Dispatch first-team All-Met selection... Was a Parade and SuperPrep All-American who was rated as a four-star prospect by Rivals.com and Scout.com... Listed as the No. 2 player in Virginia for the class of 2009 by Rivals.com... Son of Marion and Morris Moses... Born March 3, 1991.

YEAR-BY-YEAR STATS

GAMES/STARTS

| Year | Team | G | GS |
|---------------|------|----------|----------|
| 2014 | Was | 4 | 0 |
| Career | | 4 | 0 |

SANTANA MOSS

WIDE RECEIVER
5-10 | 193
DOB: 6/1/79



14TH NFL SEASON
MIAMI (FLA.)
CAROL CITY H.S. (MIAMI GARDENS, FLA.)



HONOR ROLL

Offensive Captain (2011)
Pro Bowl selection (2005 season)
Second team *Associated Press* All-Pro (2005)
Media Good Guy Award (2013)

MILESTONES

NFL debut: 11/18/01 (at MIA)... **Redskins debut:** 9/11/05 (vs. CHI)... **100th NFL game:** 10/5/08 (at PHI)... **100th career start:** 11/29/09 (at PHI)... **First reception:** 12/02/01 (vs. NE, 33 yards from Vinny Testaverde)... **First receiving TD:** 10/06/02 (vs. KC, 27 yards from Chad Pennington)... **First multi-TD game receiving:** 11/02/03 (vs. NYG, 3)... **First 100-yard receiving game:** 10/20/02 (vs. MIN, 111 yards)... **First 150-yard receiving game:** 11/07/04 (at BUF, 157)... **First PR TD:** 10/27/02 (vs. CLE, 63 yards)... **First postseason receiving TD:** 1/4/03 (vs. IND, 4 yards from Chad Pennington)... **First postseason 100-yard receiving game:** 1/8/05 (at SD, 100 yards)... **First postseason PR TD:** 1/15/05 (at PIT, 75 yards)... **500th career reception:** 1/3/10 (at SD, 8 yards from Jason Campbell)... **5,000th career receiving yard:** 11/18/07 (at DAL, 14 yards from Jason Campbell)... **10,000th career receiving yard:** 11/17/13 (at PHI, 28 yards from Robert Griffin III)... **50th career receiving touchdown:** 12/12/10 (vs. TB, 6 yards from Donovan McNabb)

TRANSACTIONS

Originally selected by the New York Jets in the first round (16th overall) of the 2001 NFL Draft... Traded to the Washington Redskins in exchange for WR Laveranues Coles on March 10, 2005... Re-signed by the Redskins on July 27, 2011... Re-signed by the Redskins on March 13, 2014.

PRO

Enters 2014 having played in 187 career games with 135 starts... Owns 722 career receptions for 10,167 receiving yards (14.1 avg.) and 66 touchdowns through the 2013 season... Has played in nine postseason games with five starts and totaled 36 receptions for 446 yards (12.4 avg.) and four touchdowns... Played first four professional seasons (2001-04) with the New York Jets and his last nine NFL campaigns with the Redskins (2005-13)... Enters 2014 ranking third in Redskins history in career receptions (571), fourth all-time in receiving yards (7,751) and seventh in receiving touchdowns (47)... Owns the Washington record for receiving yards in a single season (1,483 yards in 2005)... Led the Redskins in receiving yards in each of his first six seasons with the team (2005-10)... Has 113 career punt returns for 1,274 yards (11.3 avg.) with three touchdowns... Has been named Player of the Week on five occasions (three for offense and two for special teams)... Enters 2014 as one of only six active players to reach 10,000 career receiving yards (Reggie Wayne, Andre Johnson, Steve Smith, Larry Fitzgerald and Anquan Boldin).

YEAR-BY-YEAR

2014 (REDSKINS)

Inactive for first five weeks. Made season debut at ARI (10/12) and saw action on offense vs. TEN (10/19) and vs. DAL (10/27).

2013 (REDSKINS)

Played in all 16 games, making one start. Compiled 42 receptions for 452 yards (10.8 avg.) and two touchdowns on the season... Had five receptions for 54 yards (10.8 avg.) vs. PHI (9/9). Also added a nine-yard punt return... Caught three passes for 41 yards and a receiving touchdown at GB (9/15)... Posted 77 receiving yards on seven receptions (11.0 avg.) vs. DET (9/22)... Saw action as a reserve at OAK (9/29)... Caught two passes for 42 yards at DAL (20/13), surpassing the 7,500-yard mark with the Redskins, joining Art Monk, Charley Taylor and Gary Clark as the only players in team history to reach the milestone... Saw action in a reserve role vs. CHI (10/20)... Caught two passes for 20 yards (10.0 avg.) at DEN (10/27)... Became the ninth active player to reach 700 receptions vs. SD (11/3), catching one pass for two yards. Also added one rush for 18 yards... At MIN (11/7), gained 13 yards on one reception, the 550th of his tenure in Washington, which passed Gary Clark (549) for third-most in team history... Caught two passes for 41 yards (20.5 avg.) at PHI (11/17), in the process becoming the seventh active player to reach 10,000 career receiving yards... Recorded three receptions for 27 yards (9.0 avg.) vs. SF (11/25). Also added a 13-yard punt return... Caught one pass for 15 yards and returned four punts for 35 yards (8.8 avg.) vs. NYG (12/1). Also added a 10-yard rushing attempt... Caught three passes for 30 yards (10.0 avg.) vs. KC (12/8)... Caught eight passes for 64 yards (8.0 avg.) and a late three-yard touchdown from Kirk Cousins at ATL (12/15). The touchdown was his 48th total touchdown as a Redskin, moving him into the Top 10 in team history... Caught two passes for 13 yards (6.5 avg.) vs. DAL (12/22). Returned three punts for 25 yards (11.7 avg.)... Started in a three-receiver set at NYG (12/29) and caught two passes for 13 yards (6.5 avg.). Also tied a career high with five punt returns, gaining 23 yards.

2012 (REDSKINS)

Played in all 16 regular season games with one start... Caught 41 passes for 573 yards (14.0 avg.) with a team-high eight receiving touchdowns, the third-best season touchdown total of his career... Started at wide receiver and caught three passes for 47 yards in a season-opening win at NO (9/9)... Caught three passes for 14 yards at STL (9/16)... Caught his first touchdown pass of the season on a three-yard out from Robert Griffin III vs. CIN (9/23), his only catch of the game... Had three catches for 33 yards at TB (9/30), including two crucial catches for 22 yards on the game-winning drive... Vs. ATL (10/7), caught two passes for a team-high 80 yards and one touchdown. His first reception was a 77-yard score in the fourth quarter to give the team a late lead on Kirk Cousins' first career touchdown pass. The catch was the 650th of his career. His second catch was the 500th reception of his tenure with the Redskins, making him the fourth player in team history to reach the milestone... Had a team-high four receptions for 46 yards vs. MIN (10/14)... Caught three passes for 67 yards (22.3 avg.) with two touchdowns at NYG (10/21). The first touchdown reception was his 40th as a Redskin; the second was the 60th in career (including his time with the Jets), making him the 70th player in NFL history with 60 receiving touchdowns. Was his eighth career game with two or more receiving touchdowns... Had four receptions for 21 yards (5.3 avg.) and caught a touchdown at PIT (10/28). His five receiving touchdowns through eight games matched the Redskins' individual season high from 2011 (Jabar Gaffney - five)... Had one catch for two yards vs. CAR (11/4)... Had one catch for a 61-yard touchdown in a win vs. PHI (11/18) and, in the process, became the ninth active receiver to reach 9,500 career receiving yards... Caught four passes for 42 yards (10.5 avg.), including an acrobatic catch in the end zone for a six-yard touch-

down reception in a Thanksgiving Day win at DAL (11/22)... Appeared at wide receiver in a win vs. NYG (12/3) on Monday Night Football... Caught three passes for 52 yards in a win vs. BAL (12/9)... Caught five passes for 57 yards (11.4 avg.) in a win at CLE (12/16)... Caught two passes for 26 yards (13.0 avg.) and caught his eighth touchdown of the season in a win at PHI (12/23). The touchdown was Moss' 45th as a member of the Redskins. Moss is one of only seven Redskins to catch 45 touchdowns with the organization... Had two catches for 22 yards (11.0 avg.) and one rush for two yards in a division-clinching win vs. DAL (12/30)... Had three catches for 19 yards (6.3 avg.) in NFC Wild Card Round vs. SEA (1/6).

2011 (REDSKINS)

Started at wide receiver vs. NYG (9/11), adding 76 yards on a team-high six receptions (12.7 avg.)... Started at wide receiver vs. ARI (9/18) and caught five passes for 61 yards (12.2 avg.) and a touchdown, coming on the 600th reception of his career... Started at wide receiver at DAL (9/26) and caught five passes for a game-high 70 yards... Started at wide receiver at STL (10/2) and caught five passes for 39 yards (7.8 avg.) and one touchdown... Started at wide receiver vs. PHI (10/16) and caught two passes for 38 yards (19.0 avg.)... Started at wide receiver at CAR (10/23) and caught two passes for 17 yards (8.5 avg.) before getting injured in the first half... Was inactive at BUF (10/30), vs. SF (11/6), at MIA (11/13), and vs. DAL (11/20) with a hand injury... Started at wide receiver at SEA (11/27) and caught four passes for 29 yards (7.3 avg.)... Started at wide receiver vs. NYJ (12/4) and caught five passes for 42 yards (8.4 avg.). He became the fourth-leading receiver in Redskins history during the game... Started at wide receiver vs. NE (12/11) and caught three passes for 81 yards (27.0 avg.) and a touchdown. The touchdown reception was his 37th as a member of the Redskins, which tied him with Ricky Sanders for seventh-most in team history... Started at wide receiver at NYG (12/18) and caught two passes for 40 yards (20.0 avg.) and a touchdown. The touchdown moved him into sole possession of seventh-place in team history... Started at wide receiver vs. MIN (12/24) and caught four passes for 46 yards (11.5 avg.)... Started at wide receiver at PHI (1/12) and caught three passes for 45 yards (15.0 avg.).

2010 (REDSKINS)

Started all 16 regular season games... Finished the season with a team-leading 93 receptions for 1,115 yards and six touchdowns... Marked the sixth consecutive year he has led the team in receiving yards... Started at wide receiver and tied Chris Cooley for a team-high six receptions vs. DAL (9/12). Was second on the team with 77 receiving yards (12.8 avg.), including a 17-yard reception... Opened the game at wide receiver vs. HOU (9/19) and led the team in catches and yards with 10 for 89 (8.9 avg.). The 10 receptions were a season high... Led the team for the third consecutive game in receptions with six and amassed a season high 124 yards (20.7 avg.) at STL (9/26). Hauled in a 21-yard touchdown as well as a 56-yard pass in the game... Started at wide receiver at PHI (10/3), but was held to no catches and one rushing attempt for five yards... Tied Chris Cooley for a team-high seven receptions and led the team in receiving yards with 118 (16.9 avg.) vs. GB (10/10). Had a long catch of 52 yards, which was a game high... In back-to-back weeks, led the team with eight receptions totaling 77 yards (9.6 avg.) vs. IND (10/17)... For the third consecutive week, hauled in a team-high 63 yards on five receptions (12.6 avg.) at CHI (10/24). Also added in a 24-yard touchdown pass in the first quarter... Caught a team-high six passes for 56 yards (9.3 avg.) at DET (10/31), including a long of 18 yards... Started at wide receiver and had three catches for 28 yards (9.3 avg.) vs. PHI (11/15)... Hauled in six receptions for a team-high 106 yards (17.7 avg.) at TEN (11/21). Caught a 5-yard touchdown pass in the first quarter and had a long reception of 48 yards... Tied Chris Cooley for a team-high five grabs while amassing 40 yards (8.0 avg.) vs. MIN (11/28)... Started at wide receiver at NYG (12/5) and made two receptions for 24 yards (12.0 avg.)... Had a game-high seven catches and led the team with 82 yards (11.7 avg.) vs. TB (12/12). Made a six-yard touchdown catch in the fourth quarter and had a long grab of 22 yards... Led the team with eight receptions on 72 receiving yards (9.0 avg.) at DAL (12/19). Hauled in two touchdown passes of 10 and

five yards in the third and fourth quarter, respectively. This marked the first game that he had two or more touchdowns since 10/1/06 vs. JAX when he totaled three touchdown receptions... Tied Chris Cooley for a team-high five catches and led the team with 85 receiving yards (17.0 avg.) at JAX (12/26), including a long pass of 38 yards... Hauled in a game-high nine receptions for a team-leading 74 yards (8.2 avg.) vs. NYG (1/2).

2009 (REDSKINS)

Started all 16 regular season games... Finished the season with a team-leading 70 receptions for 902 yards and three touchdowns... Caught five passes for 47 yards at ATL (11/8), passing the 7,000 career receiving yard mark, one of only 15 active players (107 in NFL history) to accomplish the feat... Caught four passes for 28 yards and a touchdown at PHI (11/29), a game that marked his 100th career start... Caught six passes for 55 yards at SD (1/4), with his last reception marking his 500th career catch... Caught a season-high 10 passes for a career-high 178 yards and a touchdown at DET (9/27)... Caught two passes for 74 yards and a touchdown vs. TB (10/4), including a game-winning, season-long 59-yard touchdown catch in the third quarter, which marked the 18th catch of his career to cover at least 50 yards, 13 of which have gone for touchdowns... Prior to Moss, the last Redskins player to have touchdown catches of at least 50 yards in consecutive games was wide receiver Gary Clark on Dec. 6 and Dec. 13, 1987.

2008 (REDSKINS)

Started in all 16 regular season games... Finished second on the Redskins in receptions (79) and led the team in receiving yards (1,044) and touchdown receptions (6)... Tied for eighth in the NFC in receptions (79)... Was eighth in the NFC and 14th in the NFL receiving yards (1,044)... Had the third 1,000-yard receiving season of his career (second as a member of the Redskins)... Tied for 12th in the NFC in touchdown receptions (6)... Had three games with 100 or more yards receiving vs. New Orleans (9/14), at DAL (9/28) and at DET (10/26)... Totaled 16 plays of 20 or more yards from scrimmage (15 receptions and one rushing play in 2008)... Had a receiving touchdown in six consecutive games dating back to the 2007 regular season and postseason - vs. ARI (9/21/08); vs. NO (9/14/08); at NYG (9/4/08); at SEA (1/5/08); vs. DAL (12/30/07) and at MIN (12/23/07)... His sixth straight game with a receiving touchdown against ARI (9/21) tied a club record with WR Bobby Mitchell, who accomplished this feat in 1964... Marked the second-longest touchdown streak of Moss' career (had seven straight games with a receiving touchdown from October 12 - November 23, 2003)... Had a team-high seven receptions for 164 yards vs. New Orleans (9/14) - marking the second-highest single-game yardage total of his career... Hauled in the go-ahead 67-yard touchdown reception in the fourth quarter against the Saints... Posted seven receptions for 75 yards, including the go-ahead 17-yard touchdown reception against ARI (9/21)... Had a 50-yard touchdown catch among his season-high nine receptions for 140 yards at DET (10/26)... Returned just his second punt of the season for an 80-yard touchdown at DET (10/26) and was named NFC Special Teams Player of the Week (fifth overall career honor for Player of the Week, three for offense and two for special teams)... Marked his third career punt return for a touchdown (and first as a member of the Redskins) in the regular season and his first since November 3, 2002 at SD... Became the first Redskins player to return a punt for a touchdown since Antwaan Randle El vs. Indianapolis... Became the first player since Chicago's Devin Hester in 2007 to record an 80-yard punt return for a score and a 50-yard touchdown reception in the same game.

2007 (REDSKINS)

Started in 14 regular season games and one postseason contest at SEA (1/5)... Missed two games with a heel injury vs. DET (10/7) and vs. PHI (11/11)... Led all Redskins wide receivers in receptions (61), receiving yards (808) and touchdowns (3)... Recorded a season-high nine receptions for 121 yards at DAL (11/18)... Totaled eight catches for 115 yards and one touchdown vs. DAL (12/30).

2006 (REDSKINS)

Had 55 receptions for 790 yards (14.4 avg.) and six touchdowns... Recorded his third career three-touchdown game against JAX (10/1), which included the overtime game-winning 68-yard touchdown reception... Named co-winner of the B.J. Blanchard Award (along with DE Phillip Daniels) – an honor given annually to a Redskins player who best helps the local media do their job.

2005 (REDSKINS)

Started all 16 regular season games... Earned his first trip to the Pro Bowl... Led the Redskins in receptions (84), receiving yards (1,483) and average yards per catch (17.7) and was second on the team with nine touchdowns... Had a career high in receptions (84) and receiving yards (1,483)... Established a new franchise record for the most receiving yards in a single-season with 1,483 (previous mark of 1,436 was set by Bobby Mitchell in 1963)... Finished second in the NFL in receiving yards behind Carolina's Steve Smith and was sixth in the NFC and 10th in the NFL in receptions... Hauled in two touchdown receptions of 39 and 70 yards, respectively, from QB Mark Brunell in the final 3:46 of regulation to lead the Redskins to a thrilling 14-13 victory at DAL (9/19)... Is ranked fifth in club history in receptions in a single season (84)... Also tied for eighth in club history in receiving touchdowns in a single season (9)... Finished with five receptions for 159 yards (31.8 avg.) to lead Washington to its first win over Dallas at Texas Stadium since 1995... Earned NFC Offensive Player of the Week honors twice: at DAL (9/19) and against the NYG (12/24)... Tied his career high with 10 receptions for a career-high 173 yards and two touchdowns at KC (10/16)... Posted longest touchdown reception (78 yards) of his career at KC (10/16).

2004 (JETS)

Played in 15 regular season games and two playoff contests... Tied for second on the Jets (Jerald Sowell) with 45 receptions and led the team with 838 yards (18.6 avg.) and five touchdowns.

2003 (JETS)

Caught 74 passes for 1,105 yards (fifth in the AFC) and became just the sixth player in Jets history to catch 10 touchdowns in a season... Played in 16 regular season games with 12 starts... Crossed over the 1,000-yard receiving mark for the first time in his career as he caught five passes for 52 yards and returned one punt for eight yards against NE (12/20)... Caught three passes for 67 yards, including a 48-yard TD pass that set a new Jets record for the most consecutive games with a TD reception (six) at IND (11/16).

2002 (JETS)

Played in 15 games, with three starts... Led the AFC with a 16.5-yard average on 25 punt returns including two touchdowns... Had 30 receptions for 433 yards (14.4 avg.) and four touchdowns.

2001 (JETS)

Was inactive for 11 games due to torn cartilage in his left knee, an injury suffered in training camp... Returned after surgery to play in five games and finished the season with two receptions for 40 yards and six punt returns for 82 yards.

COLLEGE

Owns the University of Miami's all-time record with 2,546 receiving yards, topping the old mark of 2,423 yards set by Michael Irvin (1985-87)... Played in 41 games with 31 starts from 1997-2000. Was an All-Big East Conference first-team choice as a senior... Became the first player to earn Big East Offensive and Special Teams Player of the Year honors in the same season... Was a standout performer on Miami's track team and captured both the triple jump and the long jump at the 2000 Big East Conference Outdoor Track & Field Championships... Named the Most Outstanding Field Per-

YEAR-BY-YEAR STATS

RECEIVING

| Year | Team | GP | GS | No | Yds | Avg | Lg | TD |
|---------------|------|------------|------------|------------|--------------|-------------|------------|-----------|
| 2001 | NYJ | 5 | 0 | 2 | 40 | 20 | 33 | 0 |
| 2002 | NYJ | 15 | 3 | 30 | 433 | 14.4 | 47 | 4 |
| 2003 | NYJ | 16 | 12 | 74 | 1105 | 14.9 | 65t | 10 |
| 2004 | NYJ | 15 | 14 | 45 | 838 | 18.6 | 69t | 5 |
| 2005 | Was | 16 | 16 | 84 | 1483 | 17.7 | 78t | 9 |
| 2006 | Was | 14 | 14 | 55 | 790 | 14.4 | 68t | 6 |
| 2007 | Was | 14 | 14 | 61 | 808 | 13.2 | 49 | 3 |
| 2008 | Was | 16 | 16 | 79 | 1044 | 13.2 | 67t | 6 |
| 2009 | Was | 16 | 16 | 70 | 902 | 12.9 | 59t | 3 |
| 2010 | Was | 16 | 16 | 93 | 1115 | 12 | 56 | 6 |
| 2011 | Was | 12 | 12 | 46 | 584 | 12.7 | 49t | 4 |
| 2012 | Was | 16 | 1 | 41 | 573 | 14 | 77t | 8 |
| 2013 | Was | 16 | 1 | 42 | 452 | 10.8 | 28 | 2 |
| 2014 | Was | 3 | 0 | 0 | 0 | 0 | 0 | 0 |
| Career | | 190 | 135 | 722 | 10167 | 14.1 | 78t | 66 |

RUSHING

| Year | Team | GP | GS | Att | Yds | Avg | Lg | TD |
|---------------|------|------------|------------|-----------|------------|------------|-----------|----------|
| 2001 | NYJ | 5 | 0 | 1 | -6 | -6 | -6 | 0 |
| 2002 | NYJ | 15 | 3 | 7 | 48 | 6.9 | 14 | 0 |
| 2003 | NYJ | 16 | 12 | 10 | 67 | 6.7 | 25 | 0 |
| 2004 | NYJ | 15 | 14 | 6 | 18 | 3 | 12 | 0 |
| 2005 | Was | 16 | 16 | 3 | -3 | -1 | 3 | 0 |
| 2006 | Was | 14 | 14 | 7 | 82 | 11.7 | 35 | 0 |
| 2007 | Was | 14 | 14 | 3 | 13 | 4.3 | 11 | 0 |
| 2008 | Was | 16 | 16 | 1 | 27 | 27 | 27 | 0 |
| 2009 | Was | 16 | 16 | 2 | 8 | 4 | 6 | 0 |
| 2010 | Was | 16 | 16 | 5 | -6 | -1.2 | 7 | 0 |
| 2011 | Was | 12 | 12 | 0 | 0 | - | - | 0 |
| 2012 | Was | 16 | 1 | 3 | 14 | 4.7 | 12 | 0 |
| 2013 | Was | 16 | 1 | 3 | 25 | 8.3 | 18 | 0 |
| 2014 | Was | 3 | 0 | 0 | 0 | 0 | 0 | 0 |
| Career | | 190 | 135 | 51 | 287 | 5.6 | 35 | 0 |

KICK RETURN

| Year | Team | KR | Yds | Avg | Lg | TD |
|---------------|------|----------|-----------|-------------|-----------|----------|
| 2001 | NYJ | 0 | 0 | - | - | 0 |
| 2002 | NYJ | 0 | 0 | - | - | 0 |
| 2003 | NYJ | 0 | 0 | - | - | 0 |
| 2004 | NYJ | 0 | 0 | - | - | 0 |
| 2005 | Was | 0 | 0 | - | - | 0 |
| 2007 | Was | 1 | 12 | 12.0 | 12 | 0 |
| 2008 | Was | 1 | 26 | 26.0 | 26 | 0 |
| 2009 | Was | 0 | 0 | - | - | 0 |
| 2013 | Was | 1 | 15 | 15.0 | 15 | 0 |
| Career | | 3 | 53 | 17.7 | 26 | 0 |

PUNT RETURN

| Year | Team | PR | Yds | Avg | Lg | TD |
|---------------|------|------------|-------------|-------------|------------|----------|
| 2001 | NYJ | 6 | 82 | 13.7 | 23 | 0 |
| 2002 | NYJ | 25 | 413 | 16.5 | 63t | 2 |
| 2003 | NYJ | 30 | 332 | 11.1 | 47 | 0 |
| 2004 | NYJ | 27 | 225 | 8.3 | 46 | 0 |
| 2005 | Was | 7 | 40 | 5.7 | 14 | 0 |
| 2007 | Was | 0 | 0 | - | - | 0 |
| 2008 | Was | 6 | 124 | 20.7 | 80t | 1 |
| 2009 | Was | 11 | 52 | 4.7 | 11 | 0 |
| 2013 | Was | 18 | 130 | 7.2 | 18 | 0 |
| Career | | 130 | 1398 | 10.8 | 80t | 3 |

ADDITIONAL

Fumbles-Lost: 2-0 in 2002, 4-2 in 2003, 2-0 in 2004, 3-1 in 2005, 2-0 in 2006, 2-2 in 2007, 1-1 in 2008, 2-1 in 2009, 3-2 in 2010, 2-1 in 2012, 2-2 in 2013

former for the 2000 Big East Outdoor Track & Field championships and won the 1999 Big East Indoor 60-meter championship, while establishing a conference record (6.83)... Was a member of the 400-meter relay team that captured first place at the 1999 Big East Outdoor Track & Field Championships.

PERSONAL

Earned third team All-State honors following his senior season at Carol City (Fla.) H.S. after leading the team with 25 receptions for 600 yards and 12 touchdowns as a senior, and amassing 450 yards on 12 kickoff returns with one touchdown... Ran track and was a two-time state champion in the triple jump... Set a school record in the triple jump with a leap of 48'6" and won the state title in the long jump during his junior season... Majored in liberal arts at the University of Miami... In 2002, he and brother Sinorice started the Moss Foundation, which is dedicated to strengthening and improving, physically and spiritually, the children in America... In 2009, through the Washington Redskins Charitable Foundation participated in Hometown Huddle, played video games with U.S. troops stationed overseas with Pro vs. GI Joe, handed out coats to needy local youth with Randle El Warms Up Washington's Youth... In 2008, participated in a national public service announcement in conjunction with the National Football League and the United Way for the 1st Down for Fitness program – an initiative that promotes importance of young kids staying fit by exercising... Hosted the Moss Brothers Celebrity Weekend in Miami for the past decade along with his brother Sinorice - a weekend focused on visiting and spending time with youth in South Florida. The weekend includes a cookout, a football clinic, a charity basketball or softball game and an autograph session with current and former NFL and NBA players... In the offseason, Moss' training regimen includes martial arts and a kick-boxing program... Has two sons, Santana, Jr. and Savion, and two daughters, Saniya and Sienna.

CAREER HIGHS

SINGLE-GAME

| | |
|--------------------------------|---|
| Receptions: | 10, four times, last vs. Houston (09/19/10) |
| Receiving Yards: | 178, at Detroit (09/27/09) |
| Long (Receiving): | 78t, twice, last vs. Atlanta (10/07/12) |
| Receiving Touchdowns: | 3, three times, last at JAX (10/01/06) |
| Carries: | 3, at Minnesota (09/11/06) |
| Rushing Yards: | 33, vs. Tennessee (10/15/06) |
| Long (Rushing): | 35, vs. Tennessee (10/15/06) |
| Kick Returns: | 1, twice, last vs. Cleveland (10/19/08) |
| Kick Return Yards: | 26, vs. Cleveland (10/19/08) |
| Kick Return Long: | 26, vs. Cleveland (10/19/08) |
| Punt Returns: | 5, twice, last at NYG (12/29/13) |
| Punt Return Yards: | 116, at San Diego (11/03/02) |
| Punt Return Long: | 80t, at Detroit (10/26/08) |
| Punt Return Touchdowns: | 1, three times, last at DET (10/26/08) |

SINGLE-SEASON

| | |
|--------------------------------|--------------------------|
| Receptions: | 93 (2010) |
| Receiving Yards: | 1,483 (2005) |
| Receiving Touchdowns: | 10 (2003) |
| Carries: | 10 (2003) |
| Rushing Yards: | 82 (2006) |
| Kick Returns: | 1 (twice, 2007 and 2008) |
| Kick Return Yards: | 26 (2008) |
| Punt Returns: | 30 (2003) |
| Punt Return Yards: | 413 (2002) |
| Punt Return Touchdowns: | 2 (2002) |

POSTSEASON STATS

POSTSEASON RECEIVING

| Year | Team | GP | GS | No | Yds | Avg | Lg | TD |
|-------------------|------|----------|----------|-----------|------------|-------------|------------|----------|
| 2001 | NYJ | 1 | 0 | 1 | 20 | 20.0 | 20 | 0 |
| 2002 | NYJ | 2 | 0 | 9 | 87 | 9.7 | 17 | 1 |
| 2004 | NYJ | 2 | 2 | 8 | 131 | 16.4 | 47t | 1 |
| 2005 | Was | 2 | 2 | 9 | 121 | 13.4 | 39 | 1 |
| 2007 | Was | 1 | 1 | 6 | 68 | 11.3 | 30t | 1 |
| 2012 | Was | 1 | 0 | 3 | 19 | 6.3 | 10 | 0 |
| NFL totals | | 9 | 5 | 36 | 446 | 12.4 | 47t | 4 |

POSTSEASON RUSHING

| Year | Team | No | Yds | Avg | Lg | TD |
|---------------|------|----------|-----------|-------------|-----------|----------|
| 2002 | NYJ | 2 | 32 | 16.0 | 25 | 0 |
| 2005 | Was | 2 | 12 | 6.0 | 11 | 0 |
| Career | | 4 | 44 | 11.0 | 25 | 0 |

POSTSEASON KICK RETURN

| Year | Team | KR | Yds | Avg | Lg | TD |
|---------------|------|----------|-----------|-------------|-----------|----------|
| 2001 | NYJ | 2 | 40 | 20.0 | 21 | 0 |
| Career | | 2 | 40 | 20.0 | 21 | 0 |

POSTSEASON PUNT RETURN

| Year | Team | PR | Yds | Avg | Lg | TD |
|---------------|------|----------|-----------|-------------|------------|----------|
| 2002 | NYJ | 2 | 6 | 3.0 | 6 | 0 |
| 2004 | NYJ | 5 | 83 | 16.6 | 75t | 1 |
| Career | | 7 | 89 | 12.7 | 75t | 1 |

REDSKINS ALL-TIME RECEPTIONS

| PLAYER | TOTAL | YEARS |
|---------------------|------------|----------------|
| Art Monk | 888 | 1980-93 |
| Charley Taylor | 649 | 1964-77 |
| SANTANA MOSS | 567 | 2005-13 |
| Gary Clark | 549 | 1985-92 |

REDSKINS ALL-TIME RECEIVING YARDS

| PLAYER | TOTAL | YEARS |
|---------------------|--------------|----------------|
| Art Monk | 12,026 | 1980-93 |
| Charley Taylor | 9,110 | 1964-77 |
| Gary Clark | 8,732 | 1985-92 |
| SANTANA MOSS | 7,725 | 2005-13 |
| Bobby Mitchell | 6,492 | 1962-68 |

REDSKINS TEAM LEADER

Most seasons leading the Redskins in receiving yards:

| PLAYER | TOTAL | YEARS |
|---------------------|-----------|-------------------------|
| Charley Taylor | 8 | 1966-69, 72-75 |
| Art Monk | 6 | 1980, 81, 84-85, 89, 91 |
| SANTANA MOSS | 6* | 2005-10 |
| Hugh Taylor | 6* | 1949-54 |

**consecutive*



TRENT MURPHY

LINEBACKER

6-5 | 258

DOB: 12/20/90



ROOKIE
STANFORD

BROPHY COLLEGE PREP (PHOENIX, ARIZ.)

MILESTONES

NFL debut: 9/7/14 (at HOU)... First NFL start: 10/27/14 (at DAL)

TRANSACTIONS

Selected by the Washington Redskins in the second round (47th overall) of the 2014 NFL Draft.

YEAR-BY-YEAR

2014 (REDSKINS)

Contributed on defense and special teams in NFL debut at HOU (9/7) and vs. JAX (9/14)... Made one solo tackle at PHI (9/21)... Recorded a career-high four tackles (one solo) vs. NYG (9/25)... Added a solo tackle vs. SEA (10/6)... Contributed on defense at ARI (10/12)... Made three tackles (one solo) vs. TEN (10/19)... Made first career start in an overtime win at DAL (10/27), adding a solo tackle and the first fumble recovery and pass defensed of his career.

COLLEGE

Played at Stanford from 2009-13, starting 42 of the 44 career games in which he appeared... Finished career with 32.5 career sacks (third in Stanford history) and 52.5 career tackles for loss (fifth)... Was a consensus All-American as a redshirt senior in 2013, earning first-team honors from Walter Camp, AFCA, FWAA, SI.com, ESPN.com, Phil Steele and The Sporting News, as well as second-team honors from the Associated Press, USA Today, Athlon Sports and CBSSports.com after leading the nation with 15.0 sacks. Team captain recorded 62 tackles (37 solo), two forced fumbles, six pass breakups and one blocked kick in addition to adding a 30-yard interception return for touchdown against Washington State... Was an All-Pac-12 performer at defensive end in 2012, starting all 14 games and leading the Cardinal with 10.0 sacks, the program's most since 2004. Notched his first career interception at Washington and returned it 40 yards for a touchdown. Earned the Jack Huston Award for exceptional performance and unheralded efforts... Started all 13 games and posted 40 tackles and 6.5 sacks in 2011... Limited by injury to two games in 2010 after not appearing in game action in 2009... Also participated in track and field in spring 2011, throwing a 158-5 in discus at the Payton Jordan Invitational.

PERSONAL

Attended Brophy College Preparatory in Phoenix, where he was the Arizona Republic All-State Defensive Player of the Year in 2008... Posted 59 tackles, 9.5 sacks, three fumble recoveries and two blocked field goals as a team captain as a senior... Helped team to runner-up Arizona Division 5A1 finish as a senior one year after winning a state title as a junior... Also lettered in basketball and track. Was a state champion in discus after throwing 193, a school record... Rated as the nation's 41st-best strong side defensive end and 19th-best recruit in Arizona by Rivals.com... Majored in science, technology and society and minored in political science... Hobbies include team roping, volunteering, steer wrestling, fishing and spending time with family... Full name: Trenton Allen Murphy... Son of Jerry and Laurie Murphy... Older sister, Kayli, played basketball at Arizona State... Born Dec. 20, 1990.

YEAR-BY-YEAR STATS


DEFENSE

| Year | Team | G | GS | Tack | Solo | Sack | INT | PD |
|---------------|------|----------|----------|-----------|----------|----------|----------|----------|
| 2014 | Was | 8 | 1 | 10 | 5 | 0 | 0 | 1 |
| Career | | 8 | 1 | 10 | 5 | 0 | 0 | 1 |

*Tackle stats according to STATS, LLC

ADDITIONAL

Fumbles Forced-Recovered: 0-1 in 2014



NILES PAUL

TIGHT END
6-1 | 241
DOB: 8/9/89



4TH NFL SEASON
NEBRASKA
NORTH H.S. (OMAHA, NEB.)

MILESTONES

NFL debut: 9/11/11 (vs. NYG)... **First reception:** 10/23/11 (at CAR, 14 yards from John Beck)... **First receiving TD:** 11/22/12 (at DAL, 29 yards from Robert Griffin III)

TRANSACTIONS

Selected by the Washington Redskins in the fifth round (155th overall) of the 2011 NFL Draft.

PRO

Former wide receiver who made the transition to tight end in 2012 and is one of the league's premier gunners in punt coverage... Handled kick return duties down the stretch run of Washington's 2012 NFC East championship season... One of the league's most lethal punt coverage gunners... Enters 2014 having previously appeared in 44 games with 10 starts... Had 14 catches for 228 yards (16.3 avg.) and one touchdown through 2013.

YEAR-BY-YEAR

2014 (REDSKINS)

Registered career highs at HOU (9/7) with four receptions for 86 yards and a career-long 48-yard reception... Caught a two-yard touchdown pass in the midst of recording career highs in receptions (eight) and receiving yards (99) vs. JAX (9/14)... Caught six passes for 68 yards (11.3 avg.) at PHI (9/21)... Recorded three receptions for 60 yards before exiting the game with an injury vs. NYG (9/25). Became the first Redskins tight end to record at least 60 receiving yards in four consecutive games since Chris Cooley in Weeks 11-14 of the 2007 season... Started and caught one pass for six yards vs. SEA (10/6)... Started and caught one pass for seven yards at ARI (10/12)... Caught a career-long 50-yard reception among his two catches for 58 yards and also added a fumble recovery on special teams vs. TEN (10/19)... Started in an overtime win at DAL (10/27) and gained 27 yards on three receptions (9.0 avg.).

2013 (REDSKINS)

Played in 15 games, making four starts... Caught four passes for 51 yards (12.8 avg.) and contributed significantly on special teams... Saw action in a reserve role and on special teams vs. PHI (9/9), at GB (9/15) and vs. DET (9/22)... Caught two passes for 20 yards (10.0 avg.) at OAK (9/29)... Had a nine-yard kick return at DAL (10/13)... Contributed on offense and special teams vs. CHI (10/20) and at DEN (10/27)... Started in a three-tight-end set vs. SD (11/3), catching one pass for six yards and adding a 24-yard kickoff return... Returned three kickoffs for 74 yards (24.7 avg.) at MIN (11/7)... Returned one kickoff for 23 yards at PHI (11/17)... Returned six kickoffs for 102 yards (17.0 avg.), both career highs, vs. SF (11/25)... Inactive with an illness vs. NYG (12/1)... Started at fullback and caught one pass for 25 yards vs. KC (12/8). Also returned eight kickoffs for 179 yards (22.4 avg.) including a season-long 39-yard return... Saw action at ATL (12/15), vs. DAL (12/22) and at NYG (12/29).

2012 (REDSKINS)

Played in 16 regular season games with four starts, posting career highs in receptions (eight), receiving yards (152) and receiving touchdowns (one)...

Saw action on special teams and at tight end in a season-opening win at NO (9/9)... Started at tight end — his first career start at that position — and had three receptions for 13 yards (4.3 avg.)... Saw action at tight end and on special teams vs. CIN (9/23)... Played at tight end and on special teams, catching one pass for 30 yards on a flea flicker at TB (9/30)... Started at tight end and played special teams vs. ATL (10/7)... Played tight end and special teams and had a highlight-reel hit on punt returner Marcus Sherels vs. MIN (10/14)... Saw action at tight end at NYG (10/21) and had his first career rushing attempt for -1 yard... Saw action as a reserve at PIT (10/28), catching one pass for a career-long 37 yards... Had one catch for 22 yards vs. CAR (11/4)... Started at tight end and played on special teams in a win vs. PHI (11/18)... Had one catch in a Thanksgiving Day win at DAL (11/22), hauling in a 29-yard pass from Robert Griffin III for the first touchdown of his career... Started and had one reception for no gain in a win vs. NYG on Monday Night Football (12/3). Also returned a kickoff 39 yards in the second quarter, a career long... Had two kick returns for 37 yards (18.5) in a win vs. BAL (12/9)... Saw action at tight end and on special teams in a win at CLE (12/16)... Had one catch for 21 yards and three kick returns for 56 yards (18.7 avg.) in a win at PHI (12/23)... Had three kick returns for 98 yards (30.7 avg.) with a long of 48 in a division-clinching win vs. DAL (12/30). The 48-yard return was the longest by an NFL player listed as a tight end since 1981 (56, Chicago's Emery Moorehead)... Had five kickoff returns for 97 yards (19.4 avg.) in NFC Wild Card Round vs. SEA (1/6).

2011 (REDSKINS)

Saw action on special teams in his first career game and fielded one punt for zero yards vs. NYG (9/11)... Saw action on special teams vs. ARI (9/18) and recorded one tackle... Saw action on special teams at DAL (9/26)... Saw action at wide receiver and on special teams (10/2) and recorded three special teams tackles (two solo)... Saw action on special teams vs. PHI (10/16)... Started at wide receiver at CAR (10/23) and caught two passes for 25 yards (12.5 avg.)... Saw action at wide receiver and on special teams at BUF (10/30)... Saw action at wide receiver and on special teams vs. SF (11/6) and had one kick return for 15 yards... Was inactive at MIA (11/13), vs. DAL (11/20) and at SEA (11/27) with an injury... Saw action at wide receiver and on special teams vs. NYJ (12/4)... Saw action at wide receiver and on special teams vs. NE (12/11)... Saw action at wide receiver and on special teams at NYG (12/18). Had the first rushing attempt of his career, gaining seven yards... Started at wide receiver vs. MIN (12/24) and was held without a catch... Saw action at wide receiver and on special teams at PHI (1/1/12).

COLLEGE

In four seasons at Nebraska, played in 46 games, with 29 starts and totaled 103 receptions for 1,532 yards (14.9 avg.) and five touchdowns... Ranks sixth in school history in receptions (103) and fifth in receiving yards (1,532)... Also had 77 kickoff returns for 1,887 yards (24.5 avg.) and two touchdowns and 60 punt returns for 647 yards (10.8 avg.) and one touchdown... Ranks fifth in school history with 4,122 all-purpose yards... As a senior, earned All-Big 12 Conference second team by the league's coaches... Started 12 games a wide receiver and finished second on the team with 39 receptions for 516 yards (13.2 avg.) and one touchdown... Gained 160 yards on 14 punt returns (11.4 avg.) and 464 kickoff return yards and one touchdown on 19 attempts (24.4 avg.)... His 100-yard kickoff return for a touchdown vs. Oklahoma State tied for the second-longest run back in school history... Finished second on the team with 1,154 all-purpose yards

(96.2 ypg)... As a junior, earned All-Big 12 Conference first-team honors as an all-purpose back by The NFL Draft Reports and second-team accolades from the Kansas City Star, Fort Worth Star-Telegram, San Antonio News-Express and Dallas Morning News... Totaled 40 receptions for 796 yards (19.9 avg.), which was the fifth-best yardage total in school history... Had nine receptions for 35 yards or longer... Returned 28 punts for 407 yards (10.7 avg.) and one touchdown... Also returned 16 kickoffs for 446 yards (27.9 avg.)... Totaled 1,697 all-purpose yards, the eighth-best season total in school history... Played in all 13 games, with four starts as a sophomore... Finished with 23 receptions for 214 yards (9.3 avg.)... Registered 969 kickoff return yards, which ranked third in school history and 10th in conference history... Played in seven games as a freshman, catching one pass for six yards. Also had an eight-yard kickoff return.

PERSONAL

Attended North (Neb.) H.S.... As a senior, caught 46 passes for 814 yards and 13 touchdowns, while also averaging more than 18 yards per punt return... Named a first-team All-Nebraska and first-team All-Metro selection by the Omaha World-Herald and a first-team Super-State pick by the Lincoln Journal Star... One of 58 players selected as a Parade All-American... As a junior, earned All-State honors from the Lincoln Journal Star and All-Metro accolades from the World-Herald... Rated as one of the top 20 receiving prospects in the nation by both Rivals.com and Scout.com... Led the West team in receiving in the U.S. Army All-American Game in San Antonio... In track, won the 110-meter dash as a senior... Led the Vikings to the Class A state track title in 2006 by winning four gold medals... Captured the Class A titles in the 110- and 300-meter hurdles and was part of all-class gold medal teams in the 4x100 and 4x400-meter relays... In 2013, participated in the Fuel Up To Play 60 Football Clinic and volunteered in the Macy's Back to School Shopping Spree... In 2012, joined fans at the annual Draft Day Party at FedExField as well as the team's 80th Anniversary Thank You Tour... Coached students at the WRCF and Coca-Cola "Play 60 Flag Football Clinic" as part of the Live Positively: Get the Ball Rolling initiative... Dressed up in costume and visited with children at the WRCF "Pediatric Halloween Party"... Joined WRCF and local Marines to distribute more than 1,000 "Touchdown for Tots" toys to underserved area youth at the annual "Skins Santa Shoppe"... In 2011, helped distribute 3,500 whole turkeys and Thanksgiving food baskets at FedExField to Prince George's County residents in need during the team's annual Harvest Feast... Helped the Washington Redskins Charitable Foundation collect new children's books for distribution to underprivileged children in the Washington, D.C. area... Majored in communication studies and sociology, earning second-team Academic All-Big 12 in 2008 and was also on the Big 12 Commissioner's Spring Academic Honor Roll... Is the nephew of former Green Bay Packers running back Ahman Green.

YEAR-BY-YEAR STATS

RECEIVING

| Year | Team | GP | GS | No | Yds | Avg | Lg | TD |
|---------------|------|-----------|-----------|-----------|------------|-------------|-----------|----------|
| 2011 | Was | 13 | 2 | 2 | 25 | 12.5 | 14 | 0 |
| 2012 | Was | 16 | 4 | 8 | 152 | 19 | 37 | 1 |
| 2013 | Was | 15 | 4 | 4 | 51 | 12.8 | 25 | 0 |
| 2014 | Was | 8 | 4 | 28 | 411 | 14.7 | 50 | 1 |
| Career | | 52 | 14 | 42 | 639 | 15.2 | 50 | 2 |

RUSHING

| Year | Team | GP | GS | No | Yds | Avg | Lg | TD |
|---------------|------|-----------|-----------|----------|----------|----------|----------|----------|
| 2011 | Was | 13 | 2 | 1 | 7 | 7 | 7 | 0 |
| 2012 | Was | 16 | 4 | 1 | -1 | -1 | -1 | 0 |
| 2013 | Was | 15 | 4 | 0 | 0 | 0 | 0 | 0 |
| 2014 | Was | 8 | 4 | 0 | 0 | 0 | 0 | 0 |
| Career | | 52 | 14 | 2 | 6 | 3 | 7 | 0 |

KICK RETURN

| Year | Team | KR | Yds | Avg | Lg | TD |
|---------------|------|-----------|----------|------------|-------------|----------|
| 2011 | Was | 1 | 0 | 15 | 15.0 | 0 |
| 2012 | Was | 13 | 0 | 283 | 21.8 | 0 |
| 2013 | Was | 20 | 0 | 411 | 20.6 | 0 |
| Career | | 34 | 0 | 709 | 20.9 | 0 |

PUNT RETURN

| Year | Team | PR | Yds | Avg | Lg | TD |
|---------------|------|----------|----------|----------|----------|----------|
| 2011 | Was | 1 | 0 | 0 | 0 | 0 |
| 2012 | Was | 0 | 0 | - | - | 0 |
| 2013 | Was | 0 | 0 | - | - | 0 |
| Career | | 1 | 0 | 0 | 0 | 0 |

ADDITIONAL

Fumbles-Lost: 1-0 in 2012, 1-1 in 2014
Fumbles Forced-Recovered: 0-1 in 2014

POSTSEASON

2012 (WAS): 1 G

CAREER HIGHS

SINGLE-GAME

| | |
|------------------------------|---|
| Receptions: | 8, vs. Jacksonville (9/14/14) |
| Receiving Yards: | 99, vs. Jacksonville (9/14/14) |
| Long (Receiving): | 48, at Houston (09/07/14) |
| Receiving Touchdowns: | 1, twice, last vs. Jacksonville (9/14/14) |
| Carries: | 1, at NY Giants (10/21/12) |
| Rushing Yards: | -1, at NY Giants (10/21/12) |
| Kick Returns: | 6, vs. San Francisco (11/25/13) |
| Kick Return Yards: | 102, vs. San Francisco (11/25/13) |
| Long (Kick Return): | 48, vs. Dallas (12/30/12) |

SINGLE-SEASON

| | |
|------------------------------|-------------------|
| Receptions: | 28 (2014) |
| Receiving Yards: | 411 (2014) |
| Receiving Touchdowns: | 1 (2012 and 2014) |



LOGAN PAULSEN

TIGHT END
6-5 | 261
DOB: 2/26/87



5TH NFL SEASON
UCLA
CHAMINADE COLLEGE PREP (WEST HILLS, CALIF.)

MILESTONES

NFL debut: 9/26/10 (at STL)... **First reception:** 12/05/10 (at NYG, 9 yards from Donovan McNabb)... **First receiving TD:** 12/12/10 (vs. TB, 1 yard from Donovan McNabb)... **First postseason receiving TD:** 1/6/13 (vs. SEA, 4 yards from Robert Griffin III)

TRANSACTIONS

Signed as a college free agent by the Washington Redskins on April 29, 2010... Re-signed with the Redskins as a restricted free agent on March 13, 2013.

PRO

Enters 2014 having played in 59 career regular season games with 30 starts in four seasons with the Redskins from 2010-13... Compiled 66 career receptions for 723 yards (11.0 avg.) and five touchdowns through the 2013 season... Also had a four-yard touchdown reception in his postseason debut (1/6/13 vs. SEA).

YEAR-BY-YEAR

2014 (REDSKINS)

Started and caught two passes at HOU (9/7)... Started vs. JAX (9/14), helping block for the Redskins 191 rushing yards... Started at PHI (9/21) and caught two passes for seven yards (3.5 avg.)... Caught three passes for 28 yards in a start vs. NYG (9/25)... Started and caught two passes for 11 yards vs. SEA (10/6)... Played on offense and special teams at ARI (10/12)... Started in a comeback win vs. TEN (10/19) and an overtime win at DAL (10/27).

2013 (REDSKINS)

Started at tight end vs. PHI (9/9)... Caught two passes for 13 yards (6.5 avg.) at GB (9/15)... Started and registered four receptions for 51 yards (12.8 avg.) vs. DET (9/22)... Started and caught two passes for 46 yards (23.0 avg.) including a career-long 33-yard reception at OAK (9/29)... Started at DAL (10/13), helping the Redskins compile more than 200 yards both passing and rushing... Started and helped the Redskins amass 499 total yards vs. CHI (10/20)... Started at DEN (10/27)... Started in a three-tight-end set vs. SD (11/3) and caught three passes for nine yards (3.0 avg.)... Started and gained three yards on two receptions including his first touchdown of the season at MIN (11/7)... Played on offense and special teams at PHI (11/17) and did so in a start vs. SF (11/25)... Started vs. NYG (12/1) and caught three passes for 41 yards, including a 19-yard touchdown... Started and caught three passes for 44 yards including a seven-yard touchdown vs. KC (12/8)... Started and caught three passes for 21 yards (7.0 avg.) at ATL (12/15)... Caught two passes for seven yards (3.5 avg.) vs. DAL (12/22)... Started and registered four receptions for 32 yards (8.0 avg.) at NYG (12/29).

2012 (REDSKINS)

Played in all 16 regular season games, starting 10... Set career highs in receptions (25) and receiving yards (308) and caught one touchdown... Played special teams and tight end in the season-opening win at NO (9/9), catching one pass for 22 yards for a crucial third-down conversion in the final few minutes of an eight-point win... Saw action at tight end and on special teams at STL (9/16), vs. CIN (9/23), at TB (9/30), vs. ATL (10/7) and vs.

MIN (10/14)... Started at NYG (10/21) and caught four passes for 76 yards (19.0 avg.), both career highs... Started at PIT (10/28) and caught four passes for 43 yards (10.8 avg.). Had a career-long 31-yard reception... Started and caught five passes for 59 yards (11.8 avg.) vs. CAR (11/4)... Started and caught one pass for a 17-yard touchdown, his first of the season, in a win vs. PHI (11/18). The touchdown was his first since 12/12/10 against Tampa Bay... Started and had two receptions for 11 yards in a Thanksgiving Day win at DAL (11/22)... Started and had one reception for 11 yards in a win vs. NYG on Monday Night Football (12/3)... Started and had one catch for eight yards in a win vs. BAL (12/9)... Started and caught four passes for 47 yards (11.8 avg.) in a win at CLE (12/16)... Started and had one catch for six yards in a win at PHI (12/23)... Started and had one catch for eight yards in a division-clinching win vs. DAL (12/30)... Made his first career playoff appearance vs. SEA (1/6) in the NFC Wild Card Round and caught two passes for 15 yards, including his first career postseason touchdown reception.

2011 (REDSKINS)

Saw action at tight end and on special teams vs. NYG (9/11), vs. ARI (9/18), at DAL (9/26), at STL (10/3) and vs. PHI (10/16)... Saw action at tight end at CAR (10/23) and caught two passes for 48 yards (24.0 avg.)... Saw action at tight end at BUF (10/30) and vs. SF (11/6)... Made first career start at tight end at MIA (11/13) and caught one pass for 16 yards (16.0 avg.)... Saw action at tight end vs. DAL (11/20) and caught two passes for 17 yards (8.5 avg.)... Saw action at tight end at SEA (11/27) and caught two passes for 14 yards (7.0 avg.)... Started at tight end vs. NYJ (12/4) and vs. NE (12/11)... Started at tight end at NYG (12/18) and caught one pass for nine yards... Saw action at tight end vs. MIN (12/24) and caught one pass for five yards... Started at tight end at PHI (1/1/12) and caught two passes for a then-career-high 29 yards (14.5 avg.).

2010 (REDSKINS)

Played in 11 games and was declared inactive for five games... Totaled two receptions for 10 yards and one touchdown... Declared inactive vs. DAL (9/12) and vs. HOU (9/19)... Made his NFL debut at STL (9/26), seeing action at tight end and on special teams... Declared inactive at PHI (10/3), vs. GB (10/10) and vs. IND (10/17)... Saw action on special teams at CHI (10/24)... Saw action at tight end and on special teams at DET (10/31)... Played tight end and on special teams vs. PHI (11/15), at TEN (11/21) and vs. MIN (11/28)... Played tight end and on special teams at NYG (12/5). Registered his first career reception, a nine-yard grab from quarterback Donovan McNabb... Saw action at tight end vs. TB (12/12). Caught his first career touchdown, a one-yard reception from quarterback Donovan McNabb... Saw action at tight end and on special teams at DAL (12/19)... Played tight end and on special teams at JAX (12/26) and vs. NYG (1/2).

COLLEGE

Three-year starter at tight end for UCLA... Played in 46 career games with 39 starts and caught 71 passes for 888 yards (12.5 avg.) and one touchdown... Selected as a season captain for 2009... Named to the 2007, 2008 and 2009 John Mackey Award watch lists, which recognize college football's most outstanding tight end... As a fifth-year senior, started all 13 games and caught 29 passes for 362 yards (12.5 avg.)... Second-team selection to the Pac-10 All-Academic Team... Named a semifinalist for the Draddy Award which is presented by the National Football Foundation for all-around excellence and academic achievement... Earned honorable mention Pac-10

All-Academic team honors... Played in one game in 2008 before injuring his right foot and redshirting... As a junior, started all 13 games and caught 12 passes for 144 yards (12 avg.) and one touchdown... Scored the first touchdown of his career in a win over California... As a sophomore, played in all 13 games at tight end and caught 27 passes for 331 yards (12.3 avg.)... Made his first career start against Utah and led the team with five receptions... Played in six games as a freshman and caught two passes for 33 yards.

PERSONAL

Lettered three seasons as a tight end, defensive end and punter at Chaminade College Preparatory School in Northridge Calif... Rated No. 15 tight end nationally by Scout.com... Named to the All-CIF-Southern Section Division III team as a senior... Named to the Los Angeles Times All-San Fernando Valley team... Named first-team All-Mission League as a junior and senior... Named Male Athlete of the Year as a senior, junior and sophomore at Chaminade... During his junior and senior seasons on offense, totaled 62 receptions for 829 yards and four touchdowns... On defense, totaled 89 tackles and 33 sacks... Established a school record for sacks (24) during his junior season... Lettered three seasons in track and four seasons in soccer... In 2013, participated in the Salute to Play 60 Military Challenge kickoff event at Joint Base Andrews and also served as a celebrity waiter for Ryan Kerrigan's first Blitz for the Better Foundation fundraising event... Has helped the WRCF and Macy's distribute coats, gloves and hats to underserved kids from the Washington, D.C. area at the annual "Covered for the Holidays" event several times... In 2011, helped distribute 3,500 whole turkeys and Thanksgiving food baskets at FedExField to Prince George's County residents in need at the team's annual Harvest Feast... In 2010, participated in the PLAY 60 Challenge Mini-Combine, Chad Rinehart Youth Football Camp and Skins Santa Shoppe... Son of James and Susan Paulsen and has one brother, Hunter... Married his wife, Kelly, in the 2012 offseason and the couple has one son.

YEAR-BY-YEAR STATS

RECEIVING

| Year | Team | GP | GS | No | Yds | Avg | Lg | TD |
|---------------|------|-----------|-----------|-----------|------------|-------------|-----------|----------|
| 2010 | Was | 11 | 0 | 2 | 10 | 5 | 9 | 1 |
| 2011 | Was | 16 | 6 | 11 | 138 | 12.5 | 24 | 0 |
| 2012 | Was | 16 | 10 | 25 | 308 | 12.3 | 31 | 1 |
| 2013 | Was | 16 | 14 | 28 | 267 | 9.5 | 33 | 3 |
| 2014 | Was | 8 | 7 | 9 | 46 | 5.1 | 13 | 0 |
| Career | | 67 | 37 | 75 | 769 | 10.3 | 33 | 5 |

POSTSEASON

| Year | Team | GP | GS | No | Yds | Avg | Lg | TD |
|---------------|------|----------|----------|----------|-----------|------------|-----------|----------|
| 2012 | Was | 1 | 1 | 2 | 15 | 7.5 | 11 | 1 |
| Career | | 1 | 1 | 2 | 15 | 7.5 | 11 | 1 |

ADDITIONAL

Fumbles-Lost: 1-1 in 2013, 1-1 in 2014

CAREER HIGHS

SINGLE-GAME

| | |
|------------------------------|--------------------------------------|
| Receptions: | 5, vs. Carolina (11/04/12) |
| Receiving Yards: | 76, at NY Giants (10/21/12) |
| Long (Receiving): | 31, at Pittsburgh (10/28/12) |
| Receiving Touchdowns: | 1, five times, last vs. KC (12/8/13) |

SINGLE-SEASON

| | |
|------------------------------|------------|
| Receptions: | 28 (2013) |
| Receiving Yards: | 308 (2012) |
| Receiving Touchdowns: | 3 (2013) |



TYLER POLUNBUS

TACKLE
6-8 | 308
DOB: 4/10/85



6TH NFL SEASON
COLORADO
CHERRY CREEK H.S. (ENGLEWOOD, COLO.)

MILESTONES

NFL debut: 9/8/08 (at OAK)... **First start:** 11/9/09 (vs. PIT)... **Redskins debut:** 11/20/11 (vs. DAL)

TRANSACTIONS

Originally signed by Denver as an undrafted free agent on April 28, 2008... Released by Denver on August 24, 2010... Claimed off waivers by Detroit on August 26, 2010... Traded to Seattle for an undisclosed draft choice on August 31, 2010... Signed with Seattle as a restricted free agent on July 25, 2011... Released by Seattle on October 25, 2011... Signed by Washington on November 9, 2011... Re-signed with the Redskins as an unrestricted free agent on March 19, 2013.

PRO

Enters 2014 having appeared in 87 career games with 50 starts... Joined the Redskins during Week 10 of the 2011 season... Has played both guard and tackle with Washington, including starting 15 games at right tackle during Washington's NFC East championship season in 2012 and all 16 games for the team in 2013.

YEAR-BY-YEAR

2014 (REDSKINS)

Started at right tackle vs. HOU (9/7)... Started at right tackle vs. JAX (9/14), helping the Redskins to 41 points and 449 net yards... Started at right tackle and blocked for Kirk Cousins' 427-yard passing day at PHI (9/21)... Started at right tackle vs. NYG (9/25), vs. SEA (10/6) and at ARI (10/12)... Started at right tackle in a comeback win vs. TEN (10/19)... Inactive at DAL (10/27).

2013 (REDSKINS)

Started at right tackle and helped quarterback Robert Griffin III pass for 329 yards vs. PHI (9/9)... Started at right tackle and helped the Redskins produce a 300-yard passer and 100-yard rusher at GB (9/15)... Started at right tackle vs. DET (9/22) and helped Griffin III throw for 300 yards for a third consecutive week... Started at right tackle at OAK (9/29) and helped the team to its first win of the season... Started at right tackle at DAL (10/13), helping Washington post more than 200 yards both rushing and passing... Started at right tackle vs. CHI (10/20), helping the Redskins post 499 yards and 45 points... Started at right tackle at DEN (10/27)... Started at right tackle vs. SD (11/3) as the Redskins posted 500 yards of offense... Started at right tackle and helped the Redskins to 191 rushing yards at MIN (11/7)... Started at right tackle in another 400-yard offensive performance at PHI (11/17)... Started at right tackle vs. SF (11/25), vs. NYG (12/1) and vs. KC (12/8)... Started at right tackle at ATL (12/15) and helped Kirk Cousins throw for 381 yards... Started at right tackle vs. DAL (12/22) and at NYG (12/29).

2012 (REDSKINS)

Started all 15 regular season games in which he played... His 15 starts were a career high, surpassing his previous high of eight in Denver in 2009... Started at right tackle in a season-opening win at NO (9/9), helping protect Robert Griffin III, who threw for 320 yards in a season-opening win... Started at right tackle and helped the Redskins rush for 176 rushing yards at STL (9/16)... Started

at right tackle vs. CIN (9/23) and at TB (9/30). Started at right tackle vs. ATL (10/7) and helped Alfred Morris to his second consecutive 100-yard rushing game... Started and helped the Redskins rush for 183 yards vs. MIN (10/14)... Started at NYG (10/21), contributing to the team's 248 rushing yards and 480 yards of total offense... Started at PIT (10/28) and vs. CAR (11/4)... Started in a win vs. PHI (11/18) and helped Robert Griffin III post a perfect passer rating... Started at right tackle in a Thanksgiving Day win at DAL (11/22), helping Griffin III become the first player in team history to throw four touchdown passes in consecutive games... Started at right tackle in a win vs. NYG (12/3) on Monday Night Football and helped the Redskins rush for 207 yards while not allowing a sack... Started at right tackle and helped the Redskins rush for 172 yards in a win vs. BAL (12/9)... Started at right tackle before exiting with a concussion in a win at CLE (12/16)... Inactive (head) at PHI (12/23)... Returned from injury and started in a division-clinching win at DAL (12/30), helping Morris to the single-season team record for rushing yardage with a 200-yard effort in Week 17... Started at right tackle in the NFC Wild Card Round vs. SEA (1/6).

2011 (SEAHAWKS/REDSKINS)

Appeared in five games with Seattle before joining the Redskins in Week 10... Did not play at MIA (11/13)... Started at right tackle vs. DAL (11/20)... Was inactive at SEA (11/27)... Was inactive vs. NYJ (12/4)... Started at right tackle vs. NE (12/11)... Started at right tackle at NYG (12/18)... Saw action on special teams vs. MIN (12/24)... Started at right tackle at PHI (1/12).

2010 (SEAHAWKS)

Played in 15 games, starting seven... Ended the season as the team's starting left guard.

2009 (BRONCOS)

Played in 15 games, starting eight.


2008 (BRONCOS)

Played in all 16 games.

COLLEGE

Played 48 career games (28 starts) at Colorado from 2003-07 and earned second-team All-Big 12 Conference accolades as a senior after allowing one sack in 13 starts... Received CU's Eddie Crowder Award in recognition of his leadership as a senior and was the only Buffalo to play every down from scrimmage (961) on either side of the ball while totaling 68 knockdown blocks... Started 12 games as a junior.

PERSONAL



Founded Tyler's Kids Outreach with his wife, Liz, to enrich the lives of children through family, faith and personal growth. Held kids' football clinics at Redskins Park and meet and greets at Ashburn's INOVA Hospital as part of the organization's efforts in 2013... Outside of his foundation work, used the 2013 season to participate in the Fuel Up To Play 60 Football Clinic, and volunteer at the All-Star Survivors Celebration for

women battling breast cancer... Earned SuperPrep All-America honors and first-team all-state recognition from The Denver Post as a senior at Cherry Creek H.S. in Greenwood Village, Colo.... Did not allow a sack as a senior after giving up just one during his junior season... Also lettered twice in basketball and played baseball in high school... Attended the NFL's Business Management and Entrepreneurial Program at the Stanford Graduate School of Business in 2009... Earned a bachelor's degree in business management from Colorado... Married to his wife, Liz, and has two children, Noah (born May 2011) and Lydia (born October 2012).


YEAR-BY-YEAR STATS

GAMES/STARTS

| Year | Team | GP | GS |
|---------------|---------|-----------|-----------|
| 2008 | Den | 16 | 0 |
| 2009 | Den | 15 | 8 |
| 2010 | Sea | 15 | 7 |
| 2011 | Sea/Was | 10 | 4 |
| 2012 | Was | 15 | 15 |
| 2013 | Was | 16 | 16 |
| 2014 | Was | 7 | 7 |
| Career | | 94 | 57 |

POSTSEASON

| Year | Team | GP | GS |
|---------------|------|----------|----------|
| 2010 | Sea | 2 | 2 |
| 2012 | Was | 1 | 1 |
| Career | | 3 | 3 |



TRACY PORTER

CORNERBACK
5-11 | 188
DOB: 8/11/86



7TH NFL SEASON
INDIANA
PORT ALLEN (LA.) H.S.

MILESTONES

NFL debut: 9/7/08 (vs. TB)... **First NFL start:** 9/7/08 (vs. TB)... **Redskins debut:** 9/25/14 (vs. NYG)... **First INT:** 9/28/08 (vs. SE, J.T. O'Sullivan)... **First INT TD:** 10/25/09 (at MIA, 54 yards off Chad Henne)... **First FF:** 11/8/09 (vs. CAR, Gary Barnidge)... **First FR:** 11/25/10 (at DAL, Will Smith fumble following Dez Bryant fumble)... **First postseason INT:** 1/24/10 (vs. MIN, NFC Championship, Brett Favre)... **First postseason FF:** 1/24/10 (vs. MIN, NFC Championship, Bernard Berrian)... **First Super Bowl INT:** 2/7/10 (vs. IND, Peyton Manning)... **First Super Bowl INT TD:** 2/7/10 (vs. IND, 74 yards off Peyton Manning)

TRANSACTIONS

Selected by the New Orleans Saints in second round (40th overall) of 2008 NFL Draft... Signed with the Denver Broncos as an unrestricted free agent on March 23, 2012... Signed with the Oakland Raiders as unrestricted free agent on April 3, 2013... Signed with the Washington Redskins as an unrestricted free agent on March 15, 2014.

PRO

Former Super Bowl XLIV hero who joined the Redskins as an unrestricted free agent in March 2014... Enters 2014 having previously appeared in 65 games with 59 starts, recording 283 tackles (228 solo), 51 passes defended, 10 interceptions (three returned for touchdowns), four forced fumbles and three fumbles recovered and 2.5 sacks... Best known for his 74-yard fourth-quarter pick six of Peyton Manning in Super Bowl XLIV that sealed the title for the Saints... Prime-time performer who has 12 combined regular season and postseason interceptions entering 2014, 10 of which came in fourth quarters of games.

YEAR-BY-YEAR

2014 (REDSKINS)

Inactive at HOU (9/7), vs. JAX (9/14) and at PHI (9/21)... Made Redskins debut with two assisted tackles vs. NYG (9/25)... Inactive vs. SEA (10/6), at ARI (10/12) and vs. TEN (10/19)... Active but did not play at DAL (10/27).

2013 (RAIDERS)

Played in and started all 16 games for the first time in his career in his first season in Oakland... Amassed career highs in total tackles (67), solo tackles (53), sacks (1.5) and matched a career high in passes defended (12). Also added two interceptions, one of which he returned 43 yards for the third regular season touchdown of his career... Made Raiders debut in Week 1 at IND (9/8), registering five tackles (four solo) and an eight-yard sack of Andrew Luck... Had a season-high three passes defended vs. JAX (9/15)... Secured his first interception as a member of the Raiders vs. PIT (10/27), picking off Ben Roethlisberger in Raider territory in the fourth quarter... Vs. NYG (11/10), picked off Giants quarterback Eli Manning and returned it 43 yards for a touchdown.

2012 (BRONCOS)

Played in six games with four starts, registering 21 tackles (16 solo) and six passes defended, including an interception he returned 43 yards for a touchdown... Started four of the team's first five games, all at right corner,

before an illness sidelined him for nine straight contests... Returned to play in Week 16 but sustained a concussion and missed the final three contests, including the team's playoff loss vs. BAL... In his Denver debut, garnered AFC Defensive Player of the Week honors after icing Denver's Game 1 triumph vs. PIT (9/9), picking off Ben Roethlisberger and scoring on a 43-yard return. Also tied for second on the team's single-game franchise list by matching a career high with five passes defended... Initially suffered a seizure during the preseason and began feeling symptoms apparently related to the incident prior to Denver's Week 6 game at San Diego.

2011 (SAINTS)

Started 11 of 14 games in his final campaign with the Saints, helping the team to its second 13-3 division-winning season in three years and a third straight playoff berth... Totaled 63 tackles (54 solo), one interception, eight passes defended, two forced fumbles and one fumble recovery... Also started both postseason games... Forced a Michael Turner fumble, which flew out of bounds, in the third quarter at ATL (11/13)... Racked up a career-high 14 tackles (11 solo) at NYG (11/28), one on which he forced a third-quarter fumble recovered by New Orleans to set up a Saints touchdown two plays later... Helped seal a 31-17 win vs. DET (12/4) by intercepting Matthew Stafford with under three minutes remaining.

2010 (SAINTS)

Registered 63 tackles (48 solo) in 12 games, all starts, as well as one interception, nine passes defended and one fumble recovery, helping New Orleans to the postseason... Also returned punts (two returns for 6 yards) for the first time since college... Underwent knee surgery and missed games 5-8 before returning to the lineup... Preserved a fourth-quarter Saints lead in eventual 25-22 win on Monday Night Football by intercepting Alex Smith at the New Orleans 10-yard line at SF (9/20).

2009 (SAINTS)

Helped Saints to triumph in Super Bowl XLIV, starting 11 of 12 games played during the regular season and all three in the postseason... Recorded 69 tackles (50 solo), four interceptions and two forced fumbles to assist team to NFC South title, then added 19 stops (15 solo), another forced fumble and two more interceptions in the postseason... Overcame a knee injury that forced him out of four games from Weeks 11-14... Intercepted Kevin Kolb deep in Saints territory on the final play of the game at PHI (9/20)... Broke up three passes vs. NYG (10/18)... Defensed five Chad Henne passes at MIA (10/25), including one tipped into the arms of teammate Darren Sharper en route to a 42-yard touchdown return. Returned an interception of his own for a touchdown, the first of his career, with 1:53 remaining in a 40-34 game to put the game out of reach... Picked off a pass in a second straight game, intercepting Matt Ryan in the fourth quarter to set up a touchdown, the Saints' final points in a 35-27 win vs. ATL (11/2)... Intercepted Josh Freeman in the Saints' end zone vs. TB (12/27)... Played a key role in two fourth-quarter takeaways, helping send the NFC Championship to overtime and sustain New Orleans' playoff run vs. MIN (1/24). Forced a Bernard Berrian fumble, recovered by Jonathan Vilma, at the Saints' 10-yard line with Vikings driving for game-tying touchdown. Intercepted Brett Favre with 19 seconds left at the Saints' 22-yard line with Minnesota in range for a game-winning FG... Sealed the Saints' Super Bowl XLIV win vs. IND (2/7) by returning a Peyton Manning interception 74 yards for a touchdown with 3:12 remaining, the Saints' final score in a 31-17 victory.

2008 (SAINTS)

Started the Saints' first five games before a wrist injury landed him on injured reserve, truncating his rookie season... Finished with 32 tackles (26 solo), including his first career sack. Also posted one interception among six passes defended... Made his NFL debut vs. TB (9/7), starting the season opener and breaking up a pair of passes... Helped Saints to 31-17 win vs. SF (9/28), posting his first NFL sack and interception in the same contest. Sacked J.T. O'Sullivan late in the first half, then picked him off in the Saints' end zone... Dislocated his wrist and did not return vs. MIN (10/6)... Placed on injured reserve on Oct. 7.

COLLEGE

Started 43 career games at Indiana from 2004-07 and graduated with 16 interceptions, second in school history behind Tim Wilbur (19, 1978-82)... Racked up a school-record 413 interception return yards... Also finished with 212 tackles (175 solo), two forced fumbles and four fumble recoveries... Additionally, returned 35 punts for 477 yards (13.6 avg.), with one TD, becoming the first player in program history to score on a punt, fumble recovery and interception return... Named as a first-team All-Big Ten performer as a senior in 2007, starting every game and posting 83 tackles (63 total), with six interceptions... Majored in recreational sports management.

PERSONAL

Attended Port Allen (La.) H.S., lining up at quarterback, running back, wide receiver and cornerback in only two years of prep football... Earned first-team all-district and all-state recognition as a senior defensive back, with 11 interceptions (two returned for touchdowns)... Also lettered in basketball and track... Following Super Bowl XLIV, hometown temporarily renamed itself Porter Allen, La., then named a street in his honor... Has two children, Samari and Synai.

YEAR-BY-YEAR STATS

DEFENSE

| Year | Team | G | GS | Tack | Solo | Sack | INT | PD |
|---------------|------|-----------|-----------|------------|------------|------------|-----------|-----------|
| 2008 | NO | 5 | 5 | 25 | 23 | 1 | 1 | 5 |
| 2009 | NO | 12 | 11 | 58 | 49 | 0 | 4 | 12 |
| 2010 | NO | 12 | 12 | 60 | 45 | 0 | 1 | 7 |
| 2011 | NO | 14 | 11 | 52 | 42 | 0 | 1 | 9 |
| 2012 | Den | 6 | 4 | 21 | 16 | 0 | 1 | 6 |
| 2013 | Oak | 16 | 16 | 67 | 53 | 1.5 | 2 | 12 |
| 2014 | Was | 1 | 0 | 2 | 0 | 0 | 0 | 0 |
| Career | | 66 | 59 | 285 | 228 | 2.5 | 10 | 51 |

*Tackle stats according to STATS, LLC

PUNT RETURN

| Year | Team | PR | Yds | Avg | Lg | TD |
|---------------|------|----------|------------|-----------|-----------|----------|
| 2010 | NO | 2 | 6 | 3.0 | 4 | 0 |
| Career | | 4 | 136 | 34 | 48 | 0 |

POSTSEASON

| Year | Team | G | GS | Tack | Solo | Sack | INT | PD |
|---------------|------|----------|----------|-----------|-----------|----------|----------|----------|
| 2009 | NO | 3 | 3 | 17 | 17 | 0 | 2 | 3 |
| 2010 | NO | 1 | 1 | 5 | 4 | 0 | 0 | 0 |
| 2011 | NO | 2 | 2 | 11 | 11 | 0 | 0 | 0 |
| Career | | 6 | 6 | 33 | 32 | 0 | 2 | 3 |

ADDITIONAL

Fumbles Forced-Recovered: 2-0 in 2009, 0-2 in 2010, 2-1 in 2011

INT Touchdowns: 1 in 2009, 1 in 2012, 1 in 2013

Postseason INT Touchdowns: 1 in 2009

CAREER HIGHS

SINGLE-GAME

| | |
|---------------------------|--|
| Total Tackles: | 10, vs. NY Giants (11/28/11) |
| Solo Tackles: | 8, three times, last vs. Pittsburgh (09/09/12) |
| Interceptions: | 1, 10 times, last at NY Giants (11/10/13) |
| Passes Defensed: | 5, vs. Pittsburgh (09/09/12) |
| Forced Fumbles: | 2, vs. Carolina (11/08/09) |
| Fumble Recoveries: | 2, at Dallas (11/25/10) |

SINGLE-SEASON

| | |
|---------------------------|--------------------|
| Total Tackles: | 67 (2013) |
| Solo Tackles: | 53 (2013) |
| Interceptions: | 4 (2009) |
| Passes Defensed: | 12 (2009 and 2013) |
| Forced Fumbles: | 2 (2009 and 2011) |
| Fumble Recoveries: | 2 (2010) |

SILAS REDD, JR.

RUNNING BACK
5-10 | 200
DOB: 3/1/92



ROOKIE
SOUTHERN CALIFORNIA
KING LOW HEYWOOD THOMAS H.S. (STAMFORD, CONN.)



MILESTONES

NFL debut: 9/7/14 (at HOU)... **First rushing TD:** 9/14/14 (vs. JAX, 14 yards)

TRANSACTIONS

Originally entered the NFL with the Washington Redskins as a college free agent on May 14, 2014.

YEAR-BY-YEAR

2014 (REDSKINS)

Made NFL debut on special teams at HOU (9/7)... Saw his first snaps on offense vs. JAX (9/14), rushing eight times for 41 yards and scoring his first NFL touchdown on a 14-yard run... Played on special teams at PHI (9/21), vs. NYG (9/25), vs. SEA (10/6), at ARI (10/12) and vs. TEN (10/19)... Added a five-yard carry in an overtime win at DAL (10/27).

COLLEGE

Appeared in 43 career games during his collegiate career, including two seasons at Penn State (2010-11) and two at USC (2012-13)... Recorded 569 career rushing attempts for 2,959 yards and 19 rushing touchdowns. Also caught 32 passes for 225 receiving yards with two receiving touchdowns... Limited by injury to six games in 2013, compiling 376 rushing yards and one rushing touchdown on 81 carries. Also had 10 receptions for 45 yards and a touchdown... Transferred to USC prior to 2012 season and appeared in 12 games with six starts, leading the Trojans with 905 yards on 167 carries and nine rushing touchdowns, in addition to nine receptions for 113 yards and one receiving touchdown... As a sophomore in 2011, earned All-Big Ten second team honors at Penn State after appearing in all 13 games (with 11 starts) and running for 1,241 yards (10th most in a season in Penn State history) on 244 carries with seven TDs... Ran for 437 yards on 77 carries with two rushing touchdowns and had four receptions for 27 yards in 12 games as freshman at Penn State in 2010.

PERSONAL

Attended King Low Heywood Thomas School in Stamford, Conn., where he was a 2009 U.S. Army All-American and earned Rivals.com Connecticut Player of the Year honors... Ran for 1,924 yards on 137 carries with 25 touchdowns on offense and registered 47 tackles and an interception on defense in 2009... Rated by Rivals.com as Connecticut's top prep player in 2009, placing him as the nation's No. 4 prep running back... Helped his team to a 16-2 record during his junior and senior seasons... Also played basketball and lacrosse... Full name: Silas Raynard Redd, Jr... Son of Silas Sr. and Yvonne Redd... Born March 1, 1992... Has one son, Nico, born in November 2013.

YEAR-BY-YEAR STATS

RUSHING

| Year | Team | GP | GS | Att | Yds | Avg | Lg | TD |
|---------------|------|----------|----------|----------|-----------|------------|------------|----------|
| 2014 | Was | 8 | 0 | 9 | 46 | 5.1 | 14t | 1 |
| Career | | 8 | 0 | 9 | 46 | 5.1 | 14t | 1 |


JORDAN REED

TIGHT END
6-2 | 237
DOB: 7/3/90



2ND NFL SEASON
FLORIDA

NEW LONDON H.S. (NEW LONDON, CONN.)



HONOR ROLL

PFWA All-Rookie Team (2013)

MILESTONES

NFL debut: 9/9/13 (vs. PHI)... **First NFL start:** 10/27/13 (at DEN)... **First reception:** 9/9/13 (vs. PHI, 11 yards from Robert Griffin III)... **First rec. TD:** 9/15/13 (at GB, 3 yards from Robert Griffin III)

TRANSACTIONS

Selected by the Washington Redskins in the third round (85th overall) of the 2013 NFL Draft.

PRO

Played in nine games with four starts as a rookie in 2013... Named to PFWA All-Rookie Team in 2013 after setting team records in receptions (45) and receiving yards (499) by a rookie tight end.

YEAR-BY-YEAR

2014 (REDSKINS)

Caught one pass for four yards at HOU (9/7) before exiting with an injury... Inactive vs. JAX (9/14), at PHI (9/21), vs. NYG (9/25) and vs. SEA (10/6)... Returned at ARI (10/12), catching eight passes for 92 yards... Tied for the team lead with five receptions vs. TEN (10/19), gaining 54 yards... Caught a game-high seven passes for 40 yards in an overtime win at DAL (10/27).

2013 (REDSKINS)

Appeared in nine games with four starts before an injury ended his season prematurely... Registered 45 receptions for 499 yards, both franchise records by a rookie tight end... Made his NFL debut vs. PHI (9/9), catching five passes for 38 yards (7.6 avg.)... Caught three passes for 18 yards (6.0 avg.) at GB (9/15), recording his first career touchdown on a three-yard pass from Robert Griffin III in the fourth quarter... Caught five passes for a career-high 50 yards (10.0 avg.) vs. DET (9/22) before leaving the game with a quad contusion... Inactive at OAK (9/29)... Compiled four receptions for a then-career-high 58 yards at DAL (10/13), including a career-long 29-yard reception in the second quarter... Set career highs in receptions (nine) and receiving yards (134) and had a touchdown reception vs. CHI (10/20), setting the Redskins' mark for receiving yards in a game by a rookie tight end. The record was previously held by Jerry Smith, who registered 78 receiving yards on six catches vs. Dallas on Nov. 28, 1965. Was targeted nine times and caught all nine passes, becoming the first Redskin to be targeted at least nine times and catch every pass in records available dating back to 1991... Made his first NFL start at DEN (10/27), catching eight passes for 90 yards (11.3 avg.). His 90 yards pushed his season total past Stephen Alexander (383 in 1998) for the most yards by a rookie tight end in team history... Started in a three-tight-end set vs. SD (11/3), catching four passes for 37 yards. With his fourth reception, broke Alexander and Chris Cooley's team season record for receptions by a rookie tight end (37 in 1998 and 2004, respectively). Also added his first career NFL rushing attempt, gaining 18 yards... Started and caught six passes for 62 yards (10.3 avg.) and a touchdown at MIN (11/7)... Started and had one catch for 12 yards at PHI

(11/17) before exiting the game with an injury... Inactive vs. SF (11/25), vs. NYG (12/1), vs. KC (12/8) and at ATL (12/15)... Placed on the Reserve/Injured list on Dec. 20.

COLLEGE

Started 26-of-36 games played at Florida – 25 as a tight end and one at quarterback... Caught 79 passes for 945 yards (12.0 avg.) with six receiving touchdowns in his career and also gained 328 yards with five rushing touchdowns on 77 carries... Amassed 35 yards on a kickoff return and completed 26-of-47 passes for 252 yards, three touchdowns and one interception... Dressed as a quarterback for nine games... In 2012, was named All-SEC first-team by the Associated Press and second-team by the league's coaches after leading the team with a career-high 45 receptions for 559 yards with three touchdowns... His 45 receptions were the most by a Florida tight end since Aaron Hernandez set the school position season-record with 68 catches in 2009... Twenty-three of his grabs resulted in first downs, and 23 of his catches were for at least 10 yards, including 11 for 20 yards or longer... In 2011, appeared in 11 games, finishing second on the team with 28 receptions for 307 yards and a pair of touchdowns... Caught his first receiving touchdown of the season when he nabbed a 31-yard catch from John Brantley on fourth-and-19 vs. the Bulldogs... Played in 12 games in 2010, including starting at quarterback against Penn State in the Outback Bowl... Recorded six catches for 79 yards with one touchdown, gained 335 rushing yards on 77 attempts (4.3 avg.) with five touchdowns, and completed 26-of-46 passes (56.3 percent) for 252 yards, three touchdowns and one interception... Saw action for the first time as a Gator and had a two-yard touchdown reception for his first career catch vs. South Florida... Rushed for a team-high 68 yards on 24 carries and completed eight-of-13 passes for 60 yards in the Gators' win over Penn State in the Outback Bowl.

PERSONAL

Attended New London (Conn.) H.S., where he was a three-year starter at quarterback for the Whalers and led the team to an undefeated regular season record in 2007... Completed 122-of-222 passes for 1,706 yards and 28 touchdowns while throwing just two interceptions as a junior... Also rushed for 370 yards and eight touchdowns on 53 carries... Was a finalist for the 2008 Joe Montana High School Quarterback of the Year Award... Rated the nation's 10th-best dual-threat quarterback and the second-best prospect from the state of Connecticut by Rivals.com... Member of the ESPN Top 150 squad in 2008... Participated in several community service events at Florida through the Goodwill Gators program, including twice assembling and distributing food during Thanksgiving and a video game challenge with a local youth club... Was a religion major at Florida... Born July 3, 1990 in New London, Conn.

YEAR-BY-YEAR STATS

RECEIVING

| Year | Team | GP | GS | No | Yds | Avg | Lg | TD |
|---------------|------|-----------|----------|-----------|------------|-------------|-----------|----------|
| 2013 | Was | 9 | 4 | 45 | 499 | 11.1 | 38 | 3 |
| 2014 | Was | 4 | 0 | 21 | 190 | 9 | 22 | 0 |
| Career | | 13 | 4 | 66 | 689 | 10.4 | 38 | 3 |

RUSHING

| Year | Team | GP | GS | No | Yds | Avg | Lg | TD |
|---------------|------|-----------|----------|----------|-----------|-----------|-----------|----------|
| 2013 | Was | 9 | 4 | 1 | 18 | 18 | 18 | 0 |
| 2014 | Was | 4 | 0 | 0 | 0 | 0 | 0 | 0 |
| Career | | 13 | 4 | 1 | 18 | 18 | 18 | 0 |

CAREER HIGHS

SINGLE-GAME

| | |
|------------------------------|---------------------------------------|
| Receptions: | 9, vs. Chicago (10/20/13) |
| Receiving Yards: | 134, vs. Chicago (10/20/13) |
| Long (Receiving): | 38, vs. Chicago (10/20/13) |
| Receiving Touchdowns: | 1, twice, last vs. Chicago (10/20/13) |
| Carries: | 1, vs. San Diego (11/03/13) |
| Rushing Yards: | 18, vs. San Diego (11/03/13) |
| Long (Rushing): | 18, vs. San Diego (11/03/13) |



PERRY RILEY, JR.

LINEBACKER
6-0 | 238
DOB: 5/3/88



5TH NFL SEASON
LSU

STEPHENSON H.S. (ELLENWOOD, GA.)

MILESTONES

NFL debut: 9/26/10 (at STL)... **First sack:** 12/24/11 (vs. MIN, Joe Webb)... **First FF:** 9/16/12 (at STL, Danny Amendola)... **First FR:** 12/4/11 (vs. NYJ, Jeremy Kerley)... **First postseason sack:** 1/6/13 (vs. SEA, Russell Wilson)

TRANSACTIONS

Selected by the Washington Redskins in the fourth round (103rd overall) of the 2010 NFL Draft... Re-signed by the Redskins on March 11, 2014.

PRO

Enters 2014 having played in 56 career games and having started the team's last 40 regular season games and one postseason game... Credited by STATS, LLC with 301 tackles (174 solo), 7.5 sacks, 19 passes defended, one forced fumble and four fumbles recovered through the 2013 season... In 2013, became the first player other than London Fletcher to lead the Redskins in tackles since 2006.

YEAR-BY-YEAR

2014 (REDSKINS)

Started and registered six tackles (four solo) at HOU (9/7)... Recorded six tackles (one solo) and posted a career-high 1.5 sacks in a start vs. JAX (9/14)... Started at PHI (9/21) and posted two tackles (one solo)... Started and made six tackles (four solo) vs. NYG (9/25)... Started and led team with 10 tackles (seven solo) vs. SEA (10/6)... Inactive with a knee injury at ARI (10/12) and vs. TEN (10/19)... Started and recorded four tackles (all solo), a sack and a pass defended in an overtime victory at DAL (10/27).

2013 (REDSKINS)

Started all 16 games for Washington for the second straight season and became the first Redskin other than London Fletcher to lead the team in tackles since 2006... Credited by the coaching staff with 153 tackles (94 solo). Also posted a career-high eight passes defended, three sacks and the first interception of his career... Started at jack linebacker vs. PHI (9/9) and registered a team- and career-high 15 tackles (eight solo) and added a sack and a fumble recovery... Started at jack linebacker and posted four tackles (three solo) at GB (9/15)... Started at jack linebacker and had a game-high 10 tackles (three solo) vs. DET (9/22)... Started at jack linebacker at OAK (9/29) and contributed nine tackles (seven solo)... Started at jack linebacker and posted five tackles (four solo) and a sack at DAL (10/13)... Started at jack linebacker and led Washington with seven tackles (four solo) vs. CHI (10/20)... Started at jack linebacker at DEN (10/27), amassing a game-high 11 tackles (10 solo)... Started at jack linebacker and had six solo tackles and a pass defended vs. SD (11/3)... Started at jack linebacker and recorded three tackles (one solo) at MIN (11/7)... Started at jack linebacker and added five solo tackles at PHI (11/17)... Started at jack linebacker and registered five tackles (two solo) and two passes defended vs. SF (11/25)... Started at jack linebacker and recorded a team-high nine tackles and a pass defended vs. NYG (12/1)... Started at jack linebacker and posted two tackles (one solo), a pass defended and the first interception of his career vs. KC (12/8)... Started at jack linebacker and recorded eight tackles (six solo) at ATL (12/15). Stuffed Steven Jackson on fourth-and-goal from the 1-yard line in the third quarter... Started and had a team-high eight tackles (three solo) vs. DAL

(12/22)... Started at jack linebacker at NYG (12/29), compiling four tackles (all solo), a sack and two passes defended in the season finale.

2012 (REDSKINS)

Started all 16 regular season games... Was second on the team with 167 tackles (92 solo), according to the coaching staff... Added a career-high 3.5 sacks and was credited by the coaches with 14 quarterback pressures and eight passes defended, as well as a forced fumble and a fumble recovery... Started at jack linebacker and had a team-high five tackles (four solo) in a season opening win at NO (9/9)... Started at jack linebacker at STL (9/16), registering five tackles, a pass defended and the first forced fumble of his career... Started at jack linebacker vs. CIN (9/23) and registered 11 tackles and a sack... Started at jack linebacker at TB (9/30) and had one tackle... Started at jack linebacker and had 11 tackles and a fumble recovery vs. ATL (10/7)... Started at jack linebacker and led the Redskins with 13 tackles (six solo) vs. MIN (10/14)... Started at NYG (10/21) and led the Redskins with eight tackles (five solo) and added two passes defended... Started at PIT (10/28) and compiled eight tackles (five solo)... Started and had five tackles (four solo) vs. CAR (11/4)... Started and had six tackles (all solo, three for loss), a sack and a pass defended in a win vs. PHI (11/18)... Started and had a team-high eight tackles (six solo) in a Thanksgiving Day win at DAL (11/22)... In a win vs. NYG (12/3) on Monday Night Football, started at jack linebacker and registered six tackles (four solo)... Started and had a team-high 15 tackles (six solo) in a win vs. BAL (12/9)... Started and had five tackles (two solo) in a win at CLE (12/16)... Started and registered eight tackles (all solo) and a sack in a win at PHI (12/23)... Started and had nine tackles in a division-clinching win vs. DAL (12/30)... In his first postseason action in the NFC Wild Card Round vs. SEA (1/6), had eight tackles (seven solo) and his first career postseason sack.

2011 (REDSKINS)

Saw action on special teams vs. NYG (9/11)... Saw action at linebacker vs. ARI (9/18)... Saw action on special teams at DAL (9/26)... Saw action on special teams at STL (10/2) and recorded one solo tackle... Saw action on special teams vs. PHI (10/16)... Saw action on special teams at CAR (10/23)... Saw action on special teams at BUF (10/30)... Saw action on special teams vs. SF (11/6)... Started at linebacker at MIA (11/13) and recorded 14 tackles (nine solo)... Started at linebacker vs. DAL (11/20) and recorded 11 tackles (five solo)... Started at linebacker at SEA (11/27) and recorded 17 tackles (nine solo)... Started at linebacker vs. NYJ (12/4) and recorded eight tackles (five solo) and had a fumble recovery on special teams... Started at linebacker vs. NE (12/11) and recorded eight tackles (five solo) and one pass defended... Started at linebacker at NYG (12/18) and recorded 12 tackles (five solo)... Started at linebacker vs. MIN (12/24) and recorded seven tackles (two solo) and one pass defended... Started at linebacker at PHI (1/1/12) and recorded five tackles (four solo), two passes defended and one fumble recovery.

2010 (REDSKINS)

Appeared in eight games, playing linebacker and on special teams... Totaled three tackles (two solo) and seven special teams stops (five solo)... Declared inactive vs. DAL (9/12) with a foot injury... Ruled inactive vs. HOU (9/19)... Made his NFL debut at STL (9/26) and had one special teams tackle... Declared inactive at PHI (10/3) and vs. GB (10/10)... Saw action at linebacker and on special teams vs. IND (10/17) and had one tackle... Was declared inactive at CHI (10/24), at DET (10/31), vs. PHI (11/15) and at

TEN (11/21)... Saw action on special teams vs. MIN (11/28) and had one special teams tackle... Played on special teams at NYG (12/5)... Saw action on special teams vs. TB (12/12) and had one special teams stop... Played inside linebacker and on special teams at DAL (12/19). Had two tackles (one solo) and one special teams stop... Played linebacker and special teams at JAX (12/26). Had three special teams tackles (two solo)... Played linebacker and on special teams vs. NYG (1/2).

COLLEGE

Played in 47 career games with 22 starts at Louisiana State... Was a two-year starter at linebacker and recorded 185 career tackles (88 solo), 13 tackles for a loss, two sacks, two interceptions and two fumbles recovered... As a senior, started in all 13 games and finished second on the team in tackles with 97... Recorded double-digit tackles in three games - 14 vs. Louisiana Tech, 12 vs. Florida and 11 vs. Mississippi State... Played in 13 games with nine starts during his junior year... Recorded 60 tackles (37 solo), seven tackles for a loss and 1.5 sacks... Finalist for the 2008 Butkus Award... Registered a team-high and career-best 11 tackles and had one tackle for a loss of a yard against Georgia Tech in the Chick-fil-A Bowl, earning Defensive MVP honors... Recorded first career interception against Arkansas (11/28/08), which represented the first interception by a Tiger linebacker since the 2007 SEC Championship Game.

PERSONAL

Played linebacker, running back and safety under Coach Ron Gartrell at Stephenson (Ga.) H.S.... As a senior, recorded 131 tackles, four interceptions, two sacks, five tackles for a loss and one defensive touchdown... Named to the Atlanta Journal-Constitution's Top 50 for Georgia and the Mobile Register's Super Southeast 120... Recorded 96 tackles, eight sacks and five forced fumbles as a junior in 2004... Volunteered at the team's annual Harvest Feast as well as the Adopt a Kid Shopping Spree throughout his time in Washington... Son of Perry and Fonda Riley... Has two siblings, Jasmin and Jordan... Majored in general studies with concentrations in African-American studies, communication studies and corrections.

YEAR-BY-YEAR STATS

DEFENSE

| Year | Team | G | GS | Tack | Solo | Sack | INT | PD |
|---------------|------|-----------|-----------|------------|------------|------------|----------|-----------|
| 2010 | Was | 8 | 0 | 1 | 1 | 0 | 0 | 0 |
| 2011 | Was | 16 | 8 | 63 | 34 | 1 | 0 | 4 |
| 2012 | Was | 16 | 16 | 125 | 70 | 3.5 | 0 | 7 |
| 2013 | Was | 16 | 16 | 112 | 69 | 3 | 1 | 9 |
| 2014 | Was | 6 | 6 | 33 | 21 | 2 | 0 | 1 |
| Career | | 62 | 46 | 334 | 195 | 9.5 | 1 | 20 |

*Tackle stats according to STATS, LLC

ADDITIONAL

Fumbles Forced-Recovered: 0-2 in 2011, 1-1 in 2012, 0-1 in 2013

POSTSEASON

| Year | Team | G | GS | Tack | Solo | Sack | INT | PD |
|---------------|------|----------|----------|----------|----------|----------|----------|----------|
| 2012 | Was | 1 | 1 | 8 | 7 | 1 | 0 | 0 |
| Career | | 1 | 1 | 8 | 7 | 1 | 0 | 0 |


CAREER HIGHS

SINGLE-GAME

| | |
|---------------------------|---|
| Total Tackles: | 15, vs. Philadelphia (09/09/13) |
| Solo Tackles: | 8, twice, last vs. Philadelphia (09/09/13) |
| Sacks: | 1.5, vs. Jacksonville (09/14/14) |
| Passes Defensed: | 2, three times, last vs. SF (11/25/13) |
| Fumble Recoveries: | 1, four times, last vs. Philadelphia (09/09/13) |
| Interceptions: | 1, vs. Kansas City (12/08/13) |

SINGLE-SEASON

| | |
|---------------------------|-------------------|
| Total Tackles: | 125 (2012) |
| Solo Tackles: | 70 (2012) |
| Sacks: | 3.5 (2012) |
| Passes Defensed: | 7 (2012 and 2013) |
| Fumble Recoveries: | 2 (2011) |



ANDRE ROBERTS

WIDE RECEIVER
5-11 | 187
DOB: 1/9/88



5TH NFL SEASON
THE CITADEL
SPRING VALLEY H.S. (COLUMBIA, S.C.)

MILESTONES

NFL debut: 9/19/10 (at ATL)... **Redskins debut:** 9/7/14 (at HOU)... **First reception:** 10/10/10 (vs. NO, 13 yards from Max Hall)... **First receiving TD:** 11/7/10 (at MIN, 30 yards from Derek Anderson)... **First multi-TD game:** 9/30/12 (vs. MIA, 2)... **First 100-yard receiving game:** 12/25/10 (vs. DAL, 111 yards)

TRANSACTIONS

Selected by the Arizona Cardinals in the third round (88th overall) of the 2010 NFL Draft... Signed with the Washington Redskins as an unrestricted free agent on March 12, 2014.

PRO

Agreed to terms with the Redskins on the first day of free agency in 2014... Enters the 2014 season having previously appeared in 62 games with 35 starts in four seasons with Arizona from 2010-13... Caught 182 passes for 2,123 yards and 11 touchdowns with the Cardinals before joining the Redskins.

YEAR-BY-YEAR

2014 (REDSKINS)

Made Redskins debut at HOU (9/7), catching one pass for 22 yards and adding 36 yards on two punt returns (18.0 avg.) and 56 yards on two kickoff returns (28.0 avg.)... Vs. JAX (9/14), caught four passes for 57 yards (14.3 avg.), added a career-long 19-yard rush and recorded seven punt returns for 59 yards including a career-long 37-yarder. Became the first member of the Redskins since 1999 to post a rush of 15-plus yards, a reception of 15-plus yards and a punt return of 15-plus yards in the same game (Brian Mitchell, Dec. 5, 1999)... Caught four passes for 38 yards (9.5 avg.) and added one punt return of six yards and two kick returns of 36 yards (18.0 avg.) at PHI (9/21)... Vs. NYG (9/25), caught one pass for an 18-yard touchdown — his first with the Redskins — from Kirk Cousins... Caught five passes for 29 yards including a six-yard touchdown reception vs. SEA (10/6)... Started and recorded five receptions for 55 yards at ARI (10/12)... Caught two passes for 18 yards and added two kickoff returns for 46 yards and a one-yard punt return vs. TEN (10/19)... Caught one pass for 11 yards and matched his season and career long with a 37-yard punt return in an overtime win at DAL (10/27).

2013 (CARDINALS)

Played in all 16 games with two starts and finished third on the team with 43 receptions for 471 yards and two touchdowns... Registered a team-high 97 yards on eight receptions at STL (9/8)... Caught three passes for 36 yards vs. DET (9/15)... Had one reception for six yards at NO (9/22)... Made first start of the season and caught one pass for six yards at TB (9/29)... Had one catch for five yards at SF (10/13)... Caught five passes for 33 yards vs. SEA (10/17)... Posted one catch for eight yards vs. ATL (10/27)... Led the team with five catches for 72 yards and caught his first touchdown of the season vs. HOU (11/10)... Had three catches for 14 yards at JAX (11/17)... Caught three passes for 43 yards, including a season-long 32-yard reception in the fourth quarter vs. IND (11/24)... Had four receptions for 29 yards at PHI (12/1)... Had one catch for eight yards vs. STL (12/8)... Caught two passes

for 15 yards at TEN (12/15)... Recorded two receptions for 25 yards at SEA (12/22)... Posted 74 yards on three catches, including a game-tying 34-yard touchdown on 3rd-and-13 vs. SF (12/29).

2012 (CARDINALS)

Started 15 games and established career highs in receptions (64), receiving yards (759) and receiving touchdowns (five). His five TD receptions were a team-high... Ran for 29 yards on four carries and returned three punts for 15 yards... Led the team with five catches for 54 yards and caught the game-winning TD in the fourth quarter vs. SEA (9/9). Also had a career-long 15-yard run on an end-around in the first quarter... Had a two-yard touchdown reception at NE (9/16)... Caught three passes for 55 yards vs. PHI (9/23)... Posted a team-leading 118 yards and two touchdowns on six catches vs. MIA (9/30). Marked his first career multi-score game and his 118 yards established a new career high... Caught five passes for 39 yards at STL (10/4)... Set a then-career high with seven catches for 103 yards and a touchdown at MIN (10/21)... Matched his then-career high with a team-leading seven catches for 65 yards vs. SF (10/29)... Totaled a team-high 86 yards on four catches at GB (11/4)... Recorded a career-high nine catches for 92 yards vs. STL (11/25)... Inactive (ankle) at NYJ (12/2)... caught five passes for 44 yards vs. CHI (12/23).

2011 (CARDINALS)

Started all 16 games, posting 51 catches for 586 yards and two touchdowns... Added 27 rushing yards on three carries and 33 yards on two kickoff returns... Had two receptions for 21 yards in season opener vs. CAR (9/11)... Started vs. NYG (10/2) and also had one kickoff return for 21 yards... Totaled three receptions for 36 yards at MIN (10/9)... Collected five receptions for 55 yards vs. STL (11/6)... Gained 55 yards on four catches at PHI (11/13). Had first career rushing attempt for 12 yards and returned one kickoff for 12 yards... Recorded a team-high 51 yards on three receptions, including a season-long 45-yard catch in the third quarter at SF (11/20)... Posted 111 yards on six catches vs. DAL (12/4)... Had two catches for eight yards, including a three-yard touchdown in the fourth quarter that proved to be the game-winning score vs. SF (12/11)... Logged six receptions for 60 yards and a touchdown vs. CLE (12/18). Also had a seven-yard rush on a reverse... Caught six passes for 75 yards at CIN (12/24).

2010 (CARDINALS)

Served as the Cardinals primary punt returner and backup kick returner while also earning two starts at receiver in 15 games played... Finished fourth on the team with 24 receptions for 307 yards and two touchdowns... Inactive for the season opener at STL (9/12)... Gained six yards on two punt returns vs. OAK (9/26)... Registered first two receptions of his career vs. NO (10/10)... Made first career start as part of a three-receiver set and recorded 40 yards on two receptions at SEA (10/24). Also registered 37 yards on four punt returns (9.3 avg.), including a 22-yard return... Posted first career touchdown reception at MIN (11/7), a 30-yard catch-and-run... Had six receptions for 52 yards at KC (11/21). Also recorded first career kickoff return (20 yards)... Had one of his best games of the season as a return man vs. DEN (12/12), establishing career highs with five punt returns for 72 yards (14.4 avg.) and a career long of 25 yards... Returned two punts for nine yards and two kicks for 72 yards, including a career-long of 47 yards at CAR (12/19)... Totaled 244 all-purpose yards vs. DAL (12/25), including team-high 110 receiving yards on five receptions with a career-long 74-yard touchdown, 25 yards on four punt returns (6.3 avg.) and a career-best

109 yards on five kickoff returns (21.8 avg.) with a long of 32 yards. His 110 receiving yards marked the first 100-yard receiving game of his career. 74-yarder was the longest touchdown reception by a Cards rookie since 12/10/88 (WR Ernie Jones: 93-yard TD rec. from Neil Lomax)... Earned second career start in the season finale at SF (1/2), recording four receptions for 23 yards as well as five kickoff returns for 104 yards.

COLLEGE

Started 35 of the 45 games he appeared in during his career from 2006-09 and holds virtually every school record as both a receiver and a punt returner at The Citadel... Established school records for career receptions (285), receiving yards (3,743), receiving touchdowns (37), 100-yard receiving games (17), punt return yards (1,160), punt return average (13.9) and all-purpose yards (5,215)... Also holds school single-season records for receptions (95), receiving yards (1,334), touchdown receptions (14), punt return yards (461) and punt return average (19.2)... As a junior in 2008, became the first Bulldog to lead the nation in punt returns, averaging 19.2 yards (second-best season average in Southern Conference history) on 24 attempts... Started all 11 games as a senior and was an All-Southern Conference first-team choice as a receiver, adding second-team honors as a return specialist. Served as team captain for the second straight year. Led team with 77 receptions for 792 yards (10.3 avg.) and eight touchdowns, rushed 12 times for 77 yards and added 217 yards on 14 punt returns (15.5 avg., led the Southern Conference)... As a junior, started all 12 games and was named a first-team All-American by the American Football Coaches Association, adding second-team honors from the Associated Press. Was a finalist for the Walter Payton Award, adding All-Southern Conference first-team recognition as a receiver and return specialist. Established school records with 95 receptions for 1,334 yards and 14 TDs... Became the first Bulldog to lead the nation in punt returns, averaging a school season-record 19.2 yards per return on 24 attempts, setting another school mark with 461 yards. His three punts returned for touchdowns tied the school single-season record... As a sophomore, started 10 of 11 games and made 78 receptions and became the first Bulldog to gain over 1,000 yards receiving (1,060) in a season... Appeared in 11 games as a freshman, finishing second on the team with 35 receptions and led the squad with 557 yards and five touchdowns.

PERSONAL

Attended Spring Valley H.S. in Columbia, S.C., where he earned all-region and all-area honors as a senior and led the Vikings to the regional championship and state semi-finals... Earned MVP honors for his performance in the 2005 North-South All-Star game... Also lettered in track, leading his team to the state championship in 2003 and a second-place finish as a senior, the season he captured All-State recognition... Was an accounting major... Born Jan. 9, 1988 in Columbia, S.C.

YEAR-BY-YEAR STATS

RECEIVING

| Year | Team | GP | GS | No | Yds | Avg | Lg | TD |
|---------------|------|-----------|-----------|------------|-------------|-------------|------------|-----------|
| 2010 | Ari | 15 | 2 | 24 | 307 | 12.8 | 74t | 2 |
| 2011 | Ari | 16 | 16 | 51 | 586 | 11.5 | 45 | 2 |
| 2012 | Ari | 15 | 15 | 64 | 759 | 11.9 | 46t | 5 |
| 2013 | Ari | 16 | 2 | 43 | 471 | 11.0 | 34t | 2 |
| 2014 | Was | 8 | 2 | 23 | 248 | 10.8 | 31 | 2 |
| Career | | 70 | 37 | 205 | 2371 | 11.6 | 74t | 13 |

RUSHING

| Year | Team | Att | Yds | Avg | Lg | TD |
|---------------|------|----------|-----------|------------|-----------|----------|
| 2010 | Ari | 0 | 0 | 0 | 0 | 0 |
| 2011 | Ari | 3 | 27 | 9.0 | 12 | 0 |
| 2012 | Ari | 4 | 29 | 7.3 | 15 | 0 |
| 2013 | Ari | 0 | 0 | 0 | 0 | 0 |
| 2014 | Was | 2 | 21 | 10.5 | 19 | 0 |
| Career | | 9 | 77 | 8.6 | 19 | 0 |

KICK RETURN

| Year | Team | KR | Yds | Avg | Lg | TD |
|---------------|------|-----------|------------|-------------|-----------|----------|
| 2010 | Ari | 14 | 326 | 23.3 | 47 | 0 |
| 2011 | Ari | 2 | 33 | 16.5 | 21 | 0 |
| 2012 | Ari | 0 | 0 | - | - | 0 |
| 2014 | Was | 9 | 194 | 21.6 | 28 | 0 |
| Career | | 25 | 553 | 22.1 | 47 | 0 |

PUNT RETURN

| Year | Team | PR | Yds | Avg | Lg | TD |
|---------------|------|-----------|------------|------------|-----------|----------|
| 2010 | Ari | 35 | 263 | 7.5 | 25 | 0 |
| 2011 | Ari | 2 | -3 | -1.5 | -1 | 0 |
| 2012 | Ari | 3 | 15 | 5 | 10 | 0 |
| 2014 | Was | 14 | 153 | 10.9 | 37 | 0 |
| Career | | 54 | 428 | 7.9 | 37 | 0 |

ADDITIONAL

Fumbles-Lost: 2-1 in 2010, 1-0 in 2011, 1-0 in 2012

CAREER HIGHS

SINGLE-GAME

| | |
|------------------------------|-----------------------------|
| Receptions: | 9, vs. St. Louis (11/25/12) |
| Receiving Yards: | 118, vs. Miami (09/30/12) |
| Long (Receiving): | 74t, vs. Dallas (12/25/10) |
| Receiving Touchdowns: | 2, vs. Miami (09/30/12) |
| Carries: | 1, many times |
| Rushing Yards: | 15, vs. Seattle (09/09/12) |
| Long (Rushing): | 15, vs. Seattle (09/09/12) |

SINGLE-SEASON

| | |
|------------------------------|-------------|
| Receptions: | 64 (2012) |
| Receiving Yards: | 759 (2012) |
| Receiving Touchdowns: | 5 (2012) |
| Receiving Average: | 12.8 (2010) |



ALDRICK ROBINSON

WIDE RECEIVER
5-10 | 184
DOB: 11/24/88



4TH NFL SEASON
SMU
WAXAHACHIE H.S. (WAXAHACHIE, TEXAS)

MILESTONES

NFL debut: 9/9/12 (at NO)... **First reception:** 9/9/12 (at NO, 5 yards from Robert Griffin III)... **First receiving TD:** 9/9/12 (at NO, 5 yards from Robert Griffin III)

TRANSACTIONS

Selected by the Washington Redskins in the sixth round (178th overall) of the 2011 NFL Draft... Re-signed with the Redskins as an exclusive rights free agent on February 6, 2014.

PRO

Deep threat who enters 2014 having appeared in 31 career games with three starts... Posted 29 career receptions for 602 yards (20.8 avg.) and five touchdowns through the 2013 season.

YEAR-BY-YEAR

2014 (REDSKINS)

Played as a reserve at HOU (9/7)... Caught one pass for six yards vs. JAX (9/14)... Appeared in reserve at PHI (9/21), vs. NYG (9/25) and vs. SEA (10/6)... Inactive at ARI (10/12), vs. TEN (10/19) and at DAL (10/27).

2013 (REDSKINS)

Played in all 16 games, making one start in Week 17. Posted career highs in receptions (18) and receiving yards (365) during the season and added two touchdown receptions... Saw action at wide receiver and on special teams vs. PHI (9/9)... Caught one pass for 13 yards at GB (9/15)... Saw action vs. DET (9/22), at OAK (9/29) and at DAL (10/13)... Caught two passes for a career-high 75 yards (37.5 avg.) including a 45-yard touchdown vs. CHI (10/20)... Saw action in reserve at DEN (10/27)... Caught one pass for four yards vs. SD (11/3)... Saw action on offense at MIN (11/7)... Caught two passes for 60 yards (30.0 avg.) including a 41-yard touchdown at PHI (11/17)... Played on offense and special teams vs. SF (11/25)... Added a nine-yard rush vs. NYG (12/1)... Caught a season-high four passes for 67 yards (16.8 avg.) vs. KC (12/8)... Caught four passes for a career-high 99 yards including a 62-yarder at ATL (12/15)... Caught one pass for 14 yards vs. DAL (12/22)... Started and recorded three receptions for 33 yards (11.0 avg.) at NYG (12/29).

2012 (REDSKINS)

Played in 15 games, starting two... Caught 11 passes for 237 yards for a team-high 21.5-yard average... Caught three touchdown passes... Made his NFL debut at NO (9/9), catching four passes for 52 yards (13.0 avg.) and scored the first receiving touchdown of his career... Made his first career start in Week 2 at STL (9/16), catching two passes for 40 yards (20.0 avg.)... Caught one pass for 12 yards as a reserve receiver vs. CIN (9/23)... Inactive at TB (9/30)... Had one catch for 10 yards vs. ATL (10/7)... Saw action at wide receiver vs. MIN (10/14)... Saw action at wide receiver at NYG (10/21) and received his first career carry, rushing for 14 yards... Saw action at wide receiver at PIT (10/28)... Earned his second start of his career vs. CAR (11/4) and had one catch for six yards... Had one catch for a 49-yard touchdown, the second of his career, in a win vs. PHI (11/18)... Had one catch for a career long 68-yard touchdown in a Thanksgiving Day win at DAL (11/22)... Saw action at wide receiver in a win vs. NYG on Monday

Night Football (12/3), a win vs. BAL (12/9), a win at CLE (12/16) and a win at PHI (12/23)... Played wide receiver and special teams in a division-clinching win vs. DAL (12/30)... Saw action at wide receiver in his first career postseason game in the NFC Wild Card Round vs. SEA (1/6).

2011 (REDSKINS)

Spent the majority of the 2011 season on the practice squad before being activated in Week 17... Was inactive at PHI (1/1).

COLLEGE

Appeared in 46 games during his career and caught 181 passes for 3,313 yards (18.3 avg.) and 30 touchdowns at SMU from 2007-10... Ranks second in school history in receiving yards (3,313) and receiving touchdowns (30), and fourth in receptions (181)... Played in all 14 games as senior, and set a single season record for receiving touchdowns (14) and second most receiving yards (1,301) all-time, earning All-CUSA first-team honors... Ranked 12th in the nation with an average of 92.93 receiving yards per game... Totaled 182 yards receiving against Tulane, which is the fourth-highest single-game total in school history... As a junior, played in 13 games and caught 65 passes for 800 yards (17.0 avg.) and five touchdowns... Caught a 96-yard touchdown pass against East Carolina, which tied for the longest pass play in school history... As a sophomore, played in 10 games and caught 59 passes for 1,047 yards (17.7 avg.) and 11 touchdowns, and earned All-C-USA honorable mentioned honors... Ranked sixth in the nation with an average of 104.7 receiving yards per game... Totaled 210 yards against UCF, which is the second-highest single-game total in school history... As a freshman, played in nine games and caught 10 passes for 166 yards (16.6 avg.).

PERSONAL

Was part of the Redskins' 80 Anniversary Thank You Tour throughout Virginia, Maryland and Washington, D.C. in 2012... Played football and ran track at Waxahachie H.S. (Texas)... Named to the All-District team in 2005 and 2006... As a senior, caught 29 passes for 647 yards and eight touchdowns, totaled 1,500 all-purpose yards, and was the team MVP... As a junior, caught 21 passes for 651 yards and eight touchdowns... Majored in philosophy... Married to the former Bianca Samples, with whom he welcomed their first child during the 2013 season.

CAREER HIGHS

SINGLE-GAME

| | |
|------------------------------|--|
| Receptions: | 4, three times, last at Atlanta (12/15/13) |
| Receiving Yards: | 99, at Atlanta (12/15/13) |
| Long (Receiving): | 68ft, at Dallas (11/22/12) |
| Receiving Touchdowns: | 1, five times, last at Philadelphia (11/17/13) |

YEAR-BY-YEAR STATS

RECEIVING

| Year | Team | GP | GS | No | Yds | Avg | Lg | TD |
|---------------|------|-----------|----------|-----------|------------|-------------|------------|----------|
| 2012 | Was | 15 | 2 | 11 | 237 | 21.5 | 68t | 3 |
| 2013 | Was | 16 | 1 | 18 | 365 | 20.3 | 62 | 2 |
| 2014 | Was | 5 | 0 | 1 | 6 | 6 | 6 | 0 |
| Career | | 36 | 3 | 30 | 608 | 20.3 | 68t | 5 |

RUSHING

| Year | Team | GP | GS | No | Yds | Avg | Lg | TD |
|---------------|------|-----------|----------|----------|-----------|------------|-----------|----------|
| 2012 | Was | 15 | 2 | 1 | 14 | 14 | 14 | 0 |
| 2013 | Was | 16 | 1 | 3 | -4 | -1.3 | 9 | 0 |
| 2014 | Was | 5 | 0 | 0 | 0 | 0 | 0 | 0 |
| Career | | 36 | 3 | 4 | 10 | 2.5 | 14 | 0 |

POSTSEASON

2012 (WAS): 1 G



KEENAN ROBINSON

LINEBACKER
6-3 | 240
DOB: 7/7/89



3RD NFL SEASON
TEXAS
PLANO EAST H.S. (PLANO, TEXAS)

MILESTONES

NFL debut: 9/9/12 (at NO)... **First NFL start:** 9/7/14 (at HOU)... **First FR:** 9/7/14 (at HOU, Arian Foster)... **First INT:** 9/25/14 (vs. NYG, Eli Manning)

TRANSACTIONS

Selected by the Washington Redskins in the fourth round (119th overall) of the 2012 NFL Draft.

PRO

Enters 2014 having appeared in 11 games as a rookie in 2012 before missing the 2013 season due to injury.

YEAR-BY-YEAR

2014 (REDSKINS)

Recorded his first NFL start at HOU (9/7), making five tackles (all solo) and notching the first fumble recovery of his career... Tied for team lead with six tackles (four solo) in a start vs. JAX (9/14). Recorded the first partial sack of his career... Started at PHI (9/21), finishing tied second on the team with five tackles (four solo)... Started and made a then-career-high 13 tackles (seven solo) along with his first career interception vs. NYG (9/25)... Started and registered eight tackles (four solo) vs. SEA (10/6)... Registered six tackles (all solo) in a start at ARI (10/12)... Started and led the Redskins with a career-high 14 tackles (seven solo) vs. TEN (10/19), earning NFC Defensive Player of the Week honors for his performance... Started and led the Redskins with 10 tackles (six solo) and added a sack in an overtime win at DAL (10/27).

2013 (REDSKINS)

Placed on the Reserve/Injured list on Aug. 26 after sustaining a pectoral injury during training camp.

2012 (REDSKINS)

Played 11 games in his rookie season, getting credit for nine tackles (four solo) on defense and seven special teams tackles according to the coaching staff... Saw action on special teams in a season-opening win at NO (9/9)... Played at linebacker and on special teams at STL (9/16), vs. CIN (9/23), at TB (9/30), vs. ATL (10/7) and vs. MIN (10/14)... Had one tackle on defense and two special teams tackles at NYG (10/21)... Had two tackles (both solo) at PIT (10/28)... Saw action at linebacker and on special teams vs. CAR (11/4)... Had one tackle in a win vs. PHI (11/18)... Had two tackles (both solo) in a Thanksgiving Day win at DAL (11/22)... Placed on the Reserve/Injured list with a torn pectoral on Nov. 27.

COLLEGE

Played in 51 games, including 39 starts, at outside linebacker during his five-year career... Was a two-time Butkus Award semifinalist... Graduated in December 2011 with a degree in sports management... Posted 317 tackles (172 solo), 5.5 sacks, 25 TFL, 14 pressures, two INTs, two fumble recoveries, three forced fumbles and 14 passes defended during his career... Named the 2011 Holiday Bowl Defensive MVP... Started all 13 games in 2011, recording 106 tackles, 10 tackles for loss, one sack, one safety, 13 pressures, seven

pass breakups and two caused fumbles... Started all 12 games at linebacker and appeared on special teams in 2010... Posted 113 tackles (61 solo), eight TFL, two sacks, two INTs, two fumble recoveries, one forced fumble, two passes defended and one TD... Started 14 games at outside linebacker in 2009... Compiled 74 tackles (42 solo), 1.5 sacks, five TFL, a pressure and four passes defended... Appeared in 12 games at outside linebacker in 2008... Notched 24 tackles (16 solo), a sack, two TFL, a pressure and a pass defended.

PERSONAL

At Plano East (Texas) H.S., was named first-team All-American by both Parade Magazine and USA Today... Was a member of ESPN's top 150 national prospects... Finished his high school career with 273 tackles... Won the district championship in the triple jump as a junior... Was a three-time member of UT's Athletics Director's Honor Roll... Graduated with a degree in physical culture and sport with a minor in business... Served as a mentor at local middle schools in the Brothers and Brothers program... In 2013, despite being on injured reserve, volunteered at the All-Stars Survivors Celebration at Redskins Park for women battling breast cancer... Was an active member at church functions at Texas... Brother, Aubrey Smith, played cornerback at NAIA Missouri Valley College... Enjoys video games and cooking... Born on July 7, 1989.

YEAR-BY-YEAR STATS

DEFENSE

| Year | Team | G | GS | Tack | Solo | Sack | INT | PD |
|---------------|------|-----------------|----------|-----------|-----------|------------|----------|----------|
| 2012 | Was | 11 | 0 | 7 | 5 | 0 | 0 | 0 |
| 2013 | Was | Injured Reserve | | | | | | |
| 2014 | Was | 8 | 8 | 67 | 43 | 1.5 | 1 | 1 |
| Career | | 19 | 8 | 74 | 48 | 1.5 | 1 | 1 |

*Tackle stats according to STATS, LLC

ADDITIONAL

Fumbles Forced-Recovered: 0-1 in 2014



TRENTON ROBINSON

SAFETY
5-9 | 195
DOB: 2/16/90



3RD NFL SEASON
MICHIGAN STATE
BAY CITY CENTRAL H.S. (BAY CITY, MICH.)

MILESTONES

NFL debut: 9/9/12 (at GB)... **First NFL start:** 10/12/12 (at ARI)... **Redskins debut:** 10/20/13 (vs. CHI)... **First INT:** 9/14/14 (vs. JAX, Chad Henne)

TRANSACTIONS

Selected by the San Francisco 49ers in the sixth round (180th overall) of the 2012 NFL Draft... Released by the 49ers on August 31, 2013... Signed to the Philadelphia Eagles' practice squad on September 2, 2013... Released by the Eagles on October 8, 2013... Signed by the Washington Redskins on October 15, 2013.

PRO

Joined the Redskins prior to Week 7 of the 2013 season... Enter 2014 having previously appeared in 14 NFL games in his career, three with the San Francisco 49ers in 2012 and 11 with Washington in 2013.

YEAR-BY-YEAR

2014 (REDSKINS)

Contributed on special teams at HOU (9/7)... Recorded his first career interception and made three tackles (two solo) vs. JAX (9/14)... Contributed on special teams at PHI (9/21)... Made two tackles (one solo) vs. NYG (9/25)... Inactive vs. SEA (10/6)... Recorded first career start at ARI (10/12), recording four tackles (three solo)... Contributed on special teams vs. TEN (10/19)... Played on special teams and played one snap on defense at DAL (10/27).

2013 (EAGLES/REDSKINS)

Appeared in 11 games, primarily as a special teams contributor, after spending the first five weeks of the season on the Eagles' practice squad... Signed with the Redskins on Oct. 15... Made his Redskins debut on special teams vs. CHI (10/20)... Contributed on special teams at DEN (10/27), vs. SD (11/3) and at MIN (11/7)... Recorded two solo tackles at PHI (11/17)... Played on defense and special teams vs. SF (11/25), vs. NYG (12/1), vs. KC (12/8), at ATL (12/15) and vs. DAL (12/22)... Registered a solo tackle and two passes defended at NYG (12/29).

2012 (49ERS)

Played in first three games of the season, adding one special teams tackle... Made NFL debut at GB (9/9).

COLLEGE

Played in 46 games with 32 starts at Michigan State from 2008-11, registering 229 tackles, 9 INTs, 2 TFLs and 12 PDs... In 2011, earned first-team All-Big Ten honors and was elected team captain... Started all 14 games in 2011 and led the Spartans with 4 INTs, while adding 80 tackles and 2 TFLs... Helped Michigan State rank first in the Big Ten and sixth in the nation in total defense (277.4 avg.)... As a junior, earned Second-Team All-Big Ten honors, notching 76 tackles, 4 INTs and 8 PDs and was awarded the team's Outstanding Underclass Back Award... As a sophomore, played in 11 games (seven starts), recording 67 tackles, 1 INT and 2 PDs. In 2008, played in 8 games and tallied 6 tackles... Majored in sociology.

PERSONAL


Attended Bay City Central (Mich.) H.S. and was named to Prep Star's All-Midwest team, as a senior... Was a three-year starter and was selected to The Detroit News and Detroit Free Press Dream Teams in 2007... As a senior, recorded 45 tackles, 4 INTs, 2 FRs and 14 PDs on defense. Also rushed for 472 yards and five TDs, while adding 16 catches for 238 yards and two TDs... Participated with fellow defensive backs at the Wilson Reading Challenge Finale in 2013... Born Trenton Robinson on Feb. 16, 1990 in Bay City, Mich.

YEAR-BY-YEAR STATS

DEFENSE

| Year | Team | G | GS | Tack | Solo | Sack | INT | PD |
|---------------|------|-----------|----------|-----------|----------|----------|----------|----------|
| 2012 | SF | 3 | 0 | 0 | 0 | 0 | 0 | 0 |
| 2013 | Was | 11 | 0 | 2 | 1 | 0 | 0 | 2 |
| 2014 | Was | 7 | 1 | 8 | 5 | 0 | 1 | 1 |
| Career | | 21 | 1 | 10 | 6 | 0 | 1 | 3 |

**Tackle stats according to STATS, LLC*



NICK SUNDBERG

LONG SNAPPER
6-0 | 264
DOB: 7/29/87



5TH NFL SEASON
CALIFORNIA
NORTH CANYON H.S. (PHOENIX, ARIZ.)

MILESTONES

NFL debut: 9/12/10 (vs. DAL)

TRANSACTIONS

Originally entered the NFL with the Carolina Panthers as a college free agent on May 1, 2009... Waived by the Panthers on August 7, 2009... Signed to the Baltimore Ravens' practice squad on December 23, 2009... Signed with the Washington Redskins as a free agent on January 28, 2010... Re-signed with the Redskins as a restricted free agent on March 11, 2013.

PRO

Enters 2014 having appeared in 45 career regular season games, all with Washington... Became a cult hero in 2012 after snapping an entire half with a broken arm during the team's season-opening win at NO... Had an 8-0 record in regular season games in which he played in 2012.

YEAR-BY-YEAR

2014 (REDSKINS)

Handled long-snapping duties at HOU (9/7) and vs. JAX (9/14)... Snapped for kicks and punts at PHI (9/21) and helped kicker Kai Forbath push his career-long streak to 18 consecutive field goal attempts... Handled long snapping duties vs. NYG (9/25)... Snapped vs. SEA (10/6), including for punter Tress Way's eight punts for 399 yards... Handled long snapping duties at ARI (10/12)... Snapped for Kai Forbath's career-high four field goals including a game-winning 22-yarder at the end of regulation vs. TEN (10/19)... Snapped for Kai Forbath's two field goals including a 40-yard game-winner in an overtime win at DAL (10/27).

2013 (REDSKINS)

Played in five games before suffering a season-ending injury... Snapped for all kicks and punts vs. PHI (9/9)... Snapped for all kicks and punts at GB (9/15), including the first point of kicker John Potter's career on a third-quarter PAT... Snapped for all kicks and punts, including Potter's first career made field goal vs. DET (9/22)... Snapped for all kicks and punts at OAK (9/29)... Snapped at DAL (10/13) before leaving the game with a knee injury... Placed on the Reserve/Injured list on Oct. 15.

2012 (REDSKINS)

Appeared in eight regular season games, with the Redskins finishing the regular season 8-0 in games in which he served as long snapper... Was the long snapper during the Redskins' 40-32 win at NO (9/9), snapping for all 16 points scored by kicker Billy Cundiff (4/4 FG, 4/4 PAT) despite playing with a broken arm for the entire second half... Placed on Reserve/Injured list following the game but was designated for return... Returned to action in Week 11 in a win vs. PHI (11/18)... Snapped in a Thanksgiving Day win at DAL (11/22), including snapping on Kai Forbath's fourth-quarter field goal that pushed Forbath to 10-for-10 in his career... Snapped in a win vs. NYG (12/3) on Monday Night Football... Snapped in a win vs. BAL (12/9)... Snapped in a win at CLE (12/16)... Snapped in a win at PHI (12/23), including for the 17th consecutive made field goal to open kick Kai Forbath's career, setting an NFL record... Snapped in a division-clinching win vs. DAL

(12/30)... Made his postseason debut in the NFC Wild Card Round vs. SEA (1/6).

2011 (REDSKINS)

Appeared in all 16 games at long snapper... Snapped for kicker Graham Gano's 4-for-4 performance on PATs vs. NYG (9/11)... Snapped for kicker Graham Gano's 3-for-4 field goal attempts and 1-for-1 PATs vs. ARI (9/18)... Snapped for kicker Graham Gano's 3-for-4 field goal attempts and 1-for-1 PATs at DAL (9/26)... Snapped for kicker Graham Gano's 1-for-1 on field goal attempts and 2-for-2 PATs at STL (10/2)... Snapped for kicker Graham Gano's 2-for-2 on field goal attempts and 1-for-1 PATs vs. PHI (10/16)... Snapped for kicker Graham Gano's 2-for-2 on field goal attempts and 2-for-2 PATs at CAR (10/23)... Snapped for kicker Graham Gano's 0-for-1 field goal attempts at BUF (10/30)... Snapped for kicker Graham Gano's 1-for-1 field goal attempts vs. SF (11/6)... Snapped for kicker Graham Gano's 3-for-5 field goal attempts at MIA (11/13)... Snapped for kicker Graham Gano's 1-for-2 field goal attempts at SEA (11/27)... Snapped for kicker Graham Gano's 4-for-4 field goal attempts vs. NYJ (12/4)... Snapped for kicker Graham Gano's 2-for-2 field goal attempts vs. NE (12/11)... Snapped for kicker Graham Gano's 3-for-3 field goal attempts at NYG (12/18)... Snapped for kicker Graham Gano's 4-for-4 field goal attempts vs. MIN (12/24)... Snapped for kicker Graham Gano's 1-for-2 field goal attempts at PHI (1/1/12)... Also spent the season snapping for punter Sav Rocca, who had the third-best net punting season in team history (39.0 net yards per punt).

2010 (REDSKINS)

Appeared in all 16 regular season games... Made his NFL debut vs. DAL (9/12) while handling all long snapping duties... Handled all long snapping duties vs. HOU (9/19), at STL (9/26) and at PHI (10/3)... Handled long snapping duties vs. GB (10/10). Snapped for kicker Graham Gano's game-tying and game-winning field goals... Handled all long snapping duties vs. IND (10/17), at CHI (10/24), at DET (10/31), vs. PHI (11/15), at TEN (11/21), vs. MIN (11/28), at NYG (12/5), vs. TB (12/12), at DAL (12/19) and at JAX (12/26)... Handled long snapping duties vs. NYG (1/2) and had one special teams tackle.

2009 (RAVENS)

Spent the final two weeks of the regular season and two playoff games as a member of the Baltimore Ravens' practice squad.

COLLEGE

Played in 52 consecutive games as the long snapper at California... Started at long snapper all four years at California.

PERSONAL

Attended North Canyon H.S. in Phoenix, serving as a team captain and earning all-region honorable mention his senior season. Also participated in track and wrestling... Majored in legal studies at California... Has been active with the Washington Redskins Charitable Foundation throughout his tenure with the Redskins... In 2013, helped with the Recess at Guilford Elementary School event, attended the annual Harvest Feast event and volunteered at the Adopt a Child Shopping Spree... In 2012, volunteered at the annual Redskins All-Star Survivors Celebration, an event that provides an afternoon of pampering for area women battling breast cancer... In 2011, worked with the Washington Redskins Charitable Foundation and the U.S. Marine Corps to provide 1,100 youth in need with a toy during the holiday season at the annual Skins Santa Shoppe... Helped distribute 3,500 whole turkeys and Thanksgiving food baskets at FedExField to Prince George's County residents in need at the team's annual Harvest Feast... Participated in Pros vs. GI Joes video game competition between Redskins players and troops stationed in Kandahar, Afghanistan... Was active with the Washington Redskins Charitable Foundation in 2010, participating in the PLAY 60 Challenge Mini-Combine, Hometown Huddle, Rehabbing with the Troops, Harvest Feast, Renaldo Wynn's Adopt a Child for the Holidays and Skins Santa Shoppe.


YEAR-BY-YEAR STATS

GAMES/STARTS

| Year | Team | GP | GS |
|---------------|------|-----------|----------|
| 2010 | Was | 16 | 0 |
| 2011 | Was | 16 | 0 |
| 2012 | Was | 8 | 0 |
| 2013 | Was | 5 | 0 |
| 2014 | Was | 8 | 0 |
| Career | | 53 | 0 |

POSTSEASON

2012 (WAS): 1 G



TRESS WAY

PUNTER
6-1 | 215
DOB: 4/18/90



1ST NFL SEASON
OKLAHOMA
UNION H.S. (TULSA, OKLA.)

MILESTONES

NFL debut: 9/7/14 (at HOU)

TRANSACTIONS

Originally entered the NFL with the Chicago Bears as a college free agent on April 28, 2013... Waived by the Bears on August 25, 2013... Signed with the Bears on January 1, 2014... Waived by the Bears on August 18, 2014... Claimed on waivers by the Washington Redskins on August 20, 2014.

YEAR-BY-YEAR

2014 (REDSKINS)

Joined the Redskins via waiver claim in the preseason... Made NFL debut at HOU (9/7), punting five times with an average of 49.2 yards with two downed inside the 20 and a long of 61... Punted four times for an average of 49.8 yards with a long of 61 vs. JAX (9/14)... Averaged 56.7 yards on three punts with a net of 41.0 yards per punt and a long of 65 at PHI (9/21)... Averaged a career-high 58.3 yards per punt on four punts vs. NYG (9/25), falling 1.1 yards shy of matching Pro Football Hall of Famer Sammy Baugh's team record for punting average in a single game (59.4 at Detroit on Oct. 27, 1940). Recorded a career-long 77-yard punt in the third quarter, tying Steve Cox for the third-longest punt in franchise history (Nov. 1, 1987 at Buffalo)... Punted eight times with an average of 49.9 yards per punt and a long of 59 vs. SEA (10/6)... Punted five times for an average of 47.4 yards with a long of 58 yards at ARI (10/12)... Punted three times with an average of 41.3 yards per punt vs. TEN (10/19)... Averaged 46.2 yards per punt on five punts and had three punts downed inside the 20 in an overtime win at DAL (10/27).

2013 (BEARS)

Spent the offseason with the Bears before being released on Aug. 25.

COLLEGE

Appeared in 53 games at Oklahoma from 2008-12, punting 250 times for 10,988 yards (44.0 avg) with 36 touchbacks and 91 punts downed inside the 20... Had 71 punts of 50-plus yards during his career with a long of 85... Exited OU ranking No. 1 in school history with a 44.0 yards-per-punt average... Set Oklahoma career record with 71 punts of 50-plus yards... Named All-Big 12 Honorable Mention by coaches as a senior, placing 22 of his 53 punts inside the opponents' 20-yard line with just eight touchbacks... Named honorable mention All-Big 12 by AP and coaches as a junior after placing 34 of his 63 punts inside the opponents' 20-yard line with just six touchbacks... Was honorable mention All-American by Sports Illustrated, All-Big 12 second team by Phil Steele and All-Big 12 honorable mention by AP and the coaches as a sophomore. Rotated with kickoff duties as well and had nine touchbacks on 70 kickoffs while averaging 63.0 yards per kick... Named Sporting News third-team All-American and first-team All-Big 12 by the Waco Tribune Herald and second-team by AP, coaches, Dallas Morning News and Fort Worth Star-Telegram as a redshirt freshman. Led the Big 12 and ranked No. 3 nationally in punting average that season.

PERSONAL

Attended Union H.S. in Tulsa, Okla., where he was a member of all-state teams for both The Oklahoman and Tulsa World... Named district special teams player of the year as a senior... Handled kicking duties, converting all 42 extra point attempts and 14-of-19 field goal attempts... Selected to play in the 2008 Oil Bowl... Son of Debra and Leo Way... Born on April 18, 1990.

YEAR-BY-YEAR STATS

PUNTING

| Year | Team | No. | Yds | Avg. | Lg | In 20 | TB | Net |
|---------------|------|-----------|-------------|-------------|-----------|-----------|----------|-------------|
| 2014 | Was | 37 | 1839 | 49.7 | 77 | 11 | 4 | 41.4 |
| Career | | 37 | 1839 | 49.7 | 77 | 11 | 4 | 41.4 |

CAREER HIGHS

SINGLE-GAME

| | |
|--------------------------------|--------------------------------|
| Punts: | 8, vs. Seattle (10/06/14) |
| Punting Yards: | 399, vs. Seattle (10/06/14) |
| Punting Average: | 58.3, vs. NY Giants (09/25/14) |
| Punting Long: | 77, vs. NY Giants (09/25/14) |
| Punts Downed Inside 20: | 3, at Dallas (10/27/14) |
| Net Punting Average: | 55.5, vs. NY Giants (09/25/14) |



TRENT WILLIAMS

TACKLE
6-5 | 337
DOB: 7/19/88



5TH NFL SEASON
OKLAHOMA
LONGVIEW H.S. (LONGVIEW, TEXAS)

HONOR ROLL

Offensive Captain (2011-14)
Two-time Pro Bowl selection (2012-13 seasons)

MILESTONES

NFL debut: 9/12/10 (vs. DAL)

TRANSACTIONS

Selected by the Washington Redskins in the first round (fourth overall) of the 2010 NFL Draft.

PRO

One of the game's preeminent left tackles who enters 2014 having played in 56 career regular season games with 55 starts... Earned his first career Pro Bowl selection following the 2012 season and followed it up with another berth in 2013. Joined Chris Samuels, Jim Lachey and Jow Jacoby as the only Redskins tackles to make consecutive trips to the Pro Bowl since the 1970 AFL-NFL merger... Was the first offensive tackle selected by the Redskins in the first round of the NFL Draft since Chris Samuels in 2000 (third overall).

YEAR-BY-YEAR

2014 (REDSKINS)

Named offensive captain by his teammates prior to the season... Started at left tackle at HOU (9/7)... Started at left tackle vs. JAX (9/14), helping the Redskins to 41 points and 449 net yards... Started at left tackle and blocked for Kirk Cousins' 427-yard passing day at PHI (9/21)... Started at left tackle vs. NYG (9/25), vs. SEA (10/6) and at ARI (10/12)... Started at left tackle in a comeback win vs. TEN (10/19)... Started at left tackle in an overtime win at DAL (10/27), helping Colt McCoy and the Redskins to 409 total yards.

2013 (REDSKINS)

Made his second consecutive Pro Bowl after starting all 16 games for the second straight seasons... Voted by his teammates as an offensive captain prior to the start of the season... Started at left tackle and helped quarterback Robert Griffin III pass for 329 yards vs. PHI (9/9)... Started at left tackle and helped the Redskins produce a 300-yard passer and 100-yard rusher at GB (9/15)... Started at left tackle vs. DET (9/22) and helped Griffin III throw for 300 yards for a third consecutive week... Started at left tackle at OAK (9/29) and helped the team to its first win of the season... Started at left tackle at DAL (10/13), helping Washington post more than 200 yards both rushing and passing... Started at left tackle vs. CHI (10/20), helping the Redskins post 499 yards and 45 points... Started at left tackle at DEN (10/27)... Started at left tackle vs. SD (11/3) as the Redskins posted 500 yards of offense... Started at left tackle and helped the Redskins to 191 rushing yards at MIN (11/7)... Started at left tackle in another 400-yard offensive performance at PHI (11/17)... Started at left tackle vs. SF (11/25), vs. NYG (12/1) and vs. KC (12/8)... Started at left tackle at ATL (12/15) and helped Kirk Cousins throw for 381 yards... Started at left tackle vs. DAL (12/22) and at NYG (12/29).

2012 (REDSKINS)

Started all 16 regular season games and earned his first career Pro Bowl nod

for his performance at left tackle all season... Was named by his teammate as an offensive captain prior to the start of the season... Started at left tackle and helped Robert Griffin III throw for 320 yards in a season-opening win at NO (9/9)... Started at left tackle and helped the Redskins rush for 176 yards at STL (9/16)... Started at left tackle at CIN (9/23) and eventually left the game with a bone bruise in his knee... Started at left tackle at TB (9/30) and was specifically praised by Mike Shanahan for his toughness and his play in playing the entire game despite missing most of the week of practice with a bone bruise in his knee... Started at left tackle and helped Alfred Morris to his second consecutive 100-yard rushing game vs. ATL (10/7)... Started and helped the Redskins rush for 183 yards vs. MIN (10/14)... Started at NYG (10/21), contributing to the team's 248 rushing yards and 480 yards of total offense... Started at PIT (10/28) and vs. CAR (11/4)... Started in a win vs. PHI (11/18) and helped Robert Griffin III post a perfect passer rating... Started at left tackle in a Thanksgiving Day win at DAL (11/22), helping Griffin III become the first player in team history to throw four touchdown passes in consecutive games... Despite playing with a thigh bruise that significantly limited him during the week, started at left tackle in a win vs. NYG (12/3) on Monday Night Football and helped the Morris rush for a career-high 124 yards while also anchoring a unit that did not allow a sack... Started at left tackle and helped the Redskins rush for 172 yards in a win vs. BAL (12/9)... Started and blocked for Kirk Cousins' 329-yard starting debut in a win at CLE (12/16)... Started in a win at PHI (12/23)... Started and helped Morris to the single-season team record for rushing yardage with a 200-yard effort in a division-clinching win vs. DAL (12/30)... Started his first career postseason game in the NFC Wild Card Round vs. SEA (1/6).

2011 (REDSKINS)

Started 10 games at left tackle... Started at left tackle in a season-opening win vs. NYG (9/11)... Started at left tackle vs. ARI (9/18) and helped pave the way for a running attack that totaled 35 carries for 172 yards (4.9 avg.)... Started at left tackle at DAL (9/26) and helped protect quarterback Rex Grossman, who passed for 250 yards... Started at left tackle at STL (10/2) and helped blocked for a rushing attack that totaled 196 yards, a season high... Started at left tackle vs. PHI (10/16) before exiting with a knee injury... Was inactive at CAR (10/23) and at BUF (10/30)... Started at left tackle vs. SF (11/6) and at MIA (11/13)... Started at left tackle vs. DAL (11/20) and protected quarterback Rex Grossman, who passed for 292 yards and two touchdowns for a quarterback rating of 95.5... Started at left tackle at SEA (11/27) in a comeback road win. Blocked for Grossman, who passed for a season-high 314 yards, as well as running back Roy Helu, who rushed for 108 yards and a touchdown... Started at left tackle vs. NYJ (12/4), blocking for Helu, who rushed for more than 100 yards for the second consecutive game... Placed on Reserve/Suspended by Commissioner List on Dec. 6...

2010 (REDSKINS)

Appeared in 14 games, making 13 starts... Made his NFL debut starting at left tackle vs. DAL (9/12) and helped hold the Dallas defense to only one sack... Opened the game at left tackle vs. HOU (9/19) and helped provide protection for Donovan McNabb to throw for 426 yards, which is the fourth-highest total in team history. Also helped open up lanes for Clinton Portis to rush for two touchdowns for the first time since Oct. 12, 2008 vs. St. Louis. Left the game with 1:20 remaining in the fourth quarter with a knee injury... Declared inactive at STL (9/26) and at PHI (10/3) with a knee/toe injury... Started at left tackle vs. GB (10/10) and provided protec-

tion for Donovan McNabb to throw for 357 yards and one touchdown... Started at left tackle vs. IND (10/17) and opened holes for Ryan Torain to gain the first 100-yard rushing game of his career. Held defensive end Dwight Freeney without a sack... Started at left tackle at CHI (10/24). Cleared the way for Ryan Torain to rush for 125 yards and average six yards per carry. Held Julius Peppers without a sack... Started at left tackle at DET (10/31)... Started at left tackle vs. PHI (11/15). Opened holes for running back Keiland Williams to set career highs with 16 rushes for 89 yards (5.6 avg.) and two touchdowns. Provided protection for Donovan McNabb to complete 17-of-31 passing attempts for 295 yards and a season-high two touchdowns... Started at left tackle at TEN (11/21). Provided protection for quarterback Donovan McNabb to complete 30-of-50 passing attempts for 376 yards and one touchdown... Started at left tackle vs. MIN (11/28)... Played at left tackle at NYG (12/5) and provided protection for quarterback Donovan McNabb to complete 26-of-44 passing attempts for 296 yards and one touchdown. Was limited by a shoulder injury... Started at left tackle vs. TB (12/12). Opened holes for running back Ryan Torain to set a career high with 172 yards on 24 carries (7.2 avg.), including 158 yards in the first half and 121 in the first quarter. Provided protection for Donovan McNabb to complete 22-of-35 passing attempts for 228 yards, two touchdowns and have a 100.7 passer rating... Started at left tackle at DAL (12/19) and provided protection for quarterback Rex Grossman to complete 25-of-43 passing attempts for 322 yards and a career-high four touchdowns... Opened the game at left tackle at JAX (12/26)... Started at left tackle vs. NYG (1/2). Provided protection for quarterback Rex Grossman to complete 26-of-44 passing attempts for 336 yards and two touchdowns.

COLLEGE

Started 39-of-50 games during his Oklahoma career, including 12 at left tackle and 27 on the right side... Was named first-team All-American as a senior in 2009, a third-team All-American as a junior in 2008 and a second-team Freshman All-American in 2006... Also earned first-team All-America honors by The NFL Draft Report, American Football Coaches Association, Walter Camp Football Foundation, Associated Press, Dallas Morning News, Fort Worth Star-Telegram, Kansas City Star and Waco Herald Tribune as a senior... Earned consensus first-team All-Big 12 Conference honors after he shifted to left tackle in his final season and allowed just two quarterback sacks... Played in 11 games as a senior before sustaining a concussion and did not play against Oklahoma State or in the Sun Bowl against Stanford... As the lone returning starter along the offensive line as a senior, the Sooners ranked 11th in the nation with an average of 289.23 passing yards per game and 16th nationally in fewest sacks allowed per game (1.15)... As a junior, started all 14 games, the first contest at left tackle and the remaining 13 games at right tackle... Earned All-Big 12 first-team honors by the coaches, second-team honors by Dallas Morning News and San Antonio Express News and was an honorable mention selection by Associated Press as a junior... Allowed just a half-sack and two pressures in 517 pass plays while being penalized only twice... Was an instrumental member of an offensive line that helped Oklahoma finish third in the nation in passing (349.36 ypg), total offense (547.86 ypg) and fewest sacks allowed (0.93 spg), while leading the country in scoring (51.14 ppg)... As a sophomore, saw action in all 14 games and had seven starts at right tackle... Helped the Sooners rank fifth in the nation in scoring (42.29 ppg) and fewest sacks allowed (1.0 spg), while averaging 448.93 yards per game, good for 19th in the country... As a freshman, played in 11 games at right tackle and moved into the starting lineup his final six contests... Part of the unit that led the Big 12 and finished 11th in the nation in fewest sacks allowed per game (1.21)... Paved the way for a Sooners rushing attack to average 177.14 yards per game, while the offense averaged 30.29 points, the 19th-best mark in the country.

PERSONAL

Participated in Pros vs. GI Joes video game competition between Redskins players and troops stationed in Kandahar, Afghanistan in 2011... In his first season with the Redskins in 2010, participated in the Draft Day Fan Party and the Skins Santa Shoppe... Honored in his hometown of Longview, Texas, with "Trent Williams Day" on May 12, 2010 to celebrate his selection in the NFL Draft... Ran a 4.88 40-yard dash at the NFL Combine and boasts a personal best time of 4.78 seconds. Attended Longview H.S., where he played with former Redskins Malcolm Kelly and Robert Henson... Was a unanimous first-team All-District selection as a senior... Earned first-team All-East Texas and second-team Texas all-state... Played in the Max Emfinger All-Star game... Was a second-team all-district 12-5A as a junior... Considered a three-star recruit by Rivals.com as he was rated the 28th-best offensive guard prospect in the nation and also placed 63rd on its Texas Top 100 squad... Parents are Freddie and Veronica Williams... Born July 19, 1988 in Longview, Texas.

YEAR-BY-YEAR STATS

GAMES/STARTS

| Year | Team | GP | GS |
|---------------|------|-----------|-----------|
| 2010 | Was | 14 | 13 |
| 2011 | Was | 10 | 10 |
| 2012 | Was | 16 | 16 |
| 2013 | Was | 16 | 16 |
| 2014 | Was | 8 | 8 |
| Career | | 64 | 63 |

POSTSEASON

2012 (WAS): 1 G (GS)



DARREL YOUNG

FULLBACK
5-11 | 251
DOB: 4/8/87



5TH NFL SEASON
VILLANOVA
AMITYVILLE H.S. (AMITYVILLE, N.Y.)

HONOR ROLL

Media Good Guy Award (2013)

MILESTONES

NFL debut: 9/19/10 (vs. HOU)... **First rushing TD:** 12/18/11 (at NYG, 6 yards)... **First reception:** 11/15/10 (vs. PHI, 3 yards from Donovan McNabb)... **First receiving TD:** 11/15/10 (vs. PHI, 3 yards from Donovan McNabb)

TRANSACTIONS

Entered the NFL with the Washington Redskins as a college free agent on May 6, 2009... Waived by the Redskins on September 5, 2009, but signed to the team's practice squad on September 7, 2009... Released from the Redskins' practice squad on September 24, 2009... Signed with the Redskins as a free agent on January 5, 2010... Re-signed with the Redskins as a restricted free agent on March 11, 2013.

PRO

One of the league's most dynamic fullbacks, who transitioned to the position after playing linebacker at Villanova... Enters 2014 having played in 58 career regular season games with 23 starts... Through 2013, has totaled 36 rushes for 153 yards (4.3 avg.) and four rushing touchdowns, as well as 28 receptions for 329 yards (11.8 avg.) and four receiving touchdowns in his career... Tied a Redskins single-game record with three rushing touchdowns in an overtime win vs. San Diego in 2013.

YEAR-BY-YEAR

2014 (REDSKINS)

Started at HOU (9/7), rushing one time for one yard for the team's first touchdown of the season. Also caught one pass for one yard... Started vs. JAX (9/14) and caught two passes for 27 yards including a 20-yard touchdown... Started at PHI (9/21), rushing once for one yard and catching one pass for a four-yard touchdown. Scored a touchdown in three consecutive games for the first time in his career... Rushed once for one yard and caught a pass for nine yards vs. NYG (9/25)... Contributed on offense and special teams vs. SEA (10/6) and at ARI (10/12)... Started and had a season-long 14-yard carry in addition to a 10-yard reception vs. TEN (10/19)... Started and caught one pass for 12 yards in an overtime win at DAL (10/27).

2013 (REDSKINS)

Played in 13 games with seven starts, adding 12 carries for 41 yards (3.4 avg.) with three rushing touchdowns and four receptions for 71 yards (17.8 avg.) and one touchdown... Played offense and special teams vs. PHI (9/9)... Started and helped the Redskins produce a 300-yard passer and 100-yard rusher at GB (9/15)... Started and contributed on offense and special teams vs. DET (9/22)... Started and helped the team to its first win of the season at OAK (9/29)... Started and had one carry for a career-long 19 yards at DAL (10/13)... Started and had one carry for no gain vs. CHI (10/20)... Contributed on offense and special teams at DEN (10/27)... Tied a team record with three rushing touchdowns including a four-yard game-winning score in an overtime win vs. SD (11/3). Scored his three touchdowns on only five car-

ries, gaining 12 yards (2.4 avg.)... Had a carry for no gain at MIN (11/7)... Started at PHI (11/17), carrying twice for six yards (3.0 avg.) and catching one pass for a career-long 62-yard touchdown... Inactive vs. SF (11/25), vs. NYG (12/1) and vs. KC (12/8)... Contributed on offense at ATL (12/15)... Caught two passes for five yards vs. DAL (12/22)... Played on offense at NYG (12/29).

2012 (REDSKINS)

Played in 16 games with eight starts, becoming one of the most quietly efficient pieces of a Washington attack that was the first in NFL history with 3,600 passing yards and 1,700 rushing yards... Had career highs in rushes (14) and rushing yards (60) while also adding eight receptions for 109 yards (13.6 avg.) with a career-high two receiving touchdowns... Saw action at fullback and on special teams, carrying twice for three yards (1.5 avg.) in a season-opening win at NO (9/9)... Played at fullback and on special teams at STL (9/16)... Started at fullback vs. CIN (9/23)... Started at fullback and had two receptions and tied a career-high with 40 receiving yards at TB (9/30)... Saw action at fullback and on special teams vs. ATL (10/7)... Started at fullback vs. MIN (10/14) and caught the second touchdown reception of his career and first of the season on a six-yard pass from Robert Griffin III... Saw action at fullback at NYG (10/21) and posted career highs in carries (five) and rushing yards (26) and added one reception for six yards... Saw action at fullback and on special teams at PIT (10/28), carrying once for 10 yards... Had one carry for three yards on a fourth down conversion vs. CAR (11/4)... Helped block for the Redskins to rush for 169 yards in addition to catching one pass for a six-yard touchdown in a win vs. PHI (11/18)... Started in a Thanksgiving Day win at DAL (11/22)... Had two carries for eight yards (4.0 avg) and also recorded one reception for 15 yards in a Monday Night Football win vs. NYG (12/3)... Started and had a career-long 28-yard reception in a win vs. BAL (12/9)... Started and had three carries for 10 yards (3.3 avg.) and one reception for eight yards in a win at CLE (12/16)... Started in a win at PHI (12/23)... Started and helped running back Alfred Morris break the single-season team record for rushing yardage with a 200-yard effort in a division-clinching win vs. DAL (12/30)... Started and had one carry for three yards in his first career postseason game in the NFC Wild Card Round vs. SEA (1/6).

2011 (REDSKINS)

Set career highs in rushing attempts and yards with six rushes for 33 yards. Also set career highs in receptions and receiving yards with 15 for 146... Saw action at fullback in the team's season-opening win vs. NYG (9/11)... Saw action at fullback vs. ARI (9/18) and helped pave the way for a running attack that totaled 35 carries for 172 yards (4.9 avg.)... Was inactive at DAL (9/26) and at STL (10/2)... Saw action at fullback vs. PHI (10/16) and at CAR (10/23)... Started at fullback at BUF (10/30)... Started at fullback vs. SF (11/6) and recorded one catch for 12 yards... Saw action at fullback at MIA (11/13) and caught one pass for -3 yards... Started at fullback vs. DAL (11/20) and caught one pass for 27 yards, a career long... Started at fullback at SEA (11/27) and caught two passes for 22 yards (11.0 avg.)... Was inactive vs. NYJ (12/4)... Started at fullback vs. NE (12/11) and caught one pass for eight yards and blocked for a 100-yard rushing performance by Roy Helu... Started at fullback at NYG (12/18) and had four rushing attempts for 14 yards (3.5 avg.), including the first rushing touchdown of his career. He also caught one pass for zero yards... Started at fullback vs. MIN (12/24) and recorded two receptions for a career-high 33 yards (16.5 avg.). Helped RB Evan Royster to his first 100-yard rushing performance... Started at fullback

at PHI (1/1/12) and had one rushing attempt for 12 yards. Also had a single-game career high four receptions for 40 yards (10.0 avg.) and blocked for Royster to have another 100-yard rushing effort.

2010 (REDSKINS)

Appeared in 15 games, seeing action at fullback and on special teams... Amassed four rushes for 19 yards (4.8 avg.)... Caught one pass, a three-yard touchdown catch... Totaled 14 special teams tackles (11 solo)... Made NFL debut vs. DAL (9/12) in a win on Sunday Night Football... Played on special teams at STL (9/26)... Had one special teams tackle at PHI (10/3). ... Saw action on special teams vs. GB (10/10)... Played special teams vs. IND (10/17), at CHI (10/24) and at DET (10/31)... Saw action at fullback and on special teams vs. PHI (11/15). Had his first career carry (16 yards) and his first reception, a three-yard touchdown pass from quarterback Donovan McNabb. Also had one special teams tackle... Saw action at running back and on special teams at TEN (11/21). Had a career-high three carries for three yards. Also led the team with two special teams tackles... Saw action on special teams vs. MIN (11/28). Had one special teams tackle... Played on special teams at New York (12/5) and had one tackle... Saw action on special teams vs. TB (12/12) and at DAL (12/19)... Played special teams at JAX (12/26) and led the team with six special teams stops (five solo)... Played on special teams vs. NYG (1/2) and had two tackles.

2009 (REDSKINS)

Joined the Redskins as a college free agent on May 6, 2009... Spent training camp with Washington before being released on Sept. 5... A member of the Redskins' practice squad for the first two weeks of the regular season.

COLLEGE

Played in 44 games as a linebacker during his collegiate career at Villanova and totaled 244 total tackles (113 solo), 19.5 tackles for loss, six sacks, one interception, one forced fumble and three blocked kicks... Ranked second on the squad as a senior in 2008 with 73 tackles (41 solo), including two sacks, earning third team All-CAA honors after moving from safety to linebacker... Played in all 11 games as a junior in 2007 and had 78 tackles (second on team), four tackles for loss, one interception and two passes defended... Recorded a game-high 12 tackles, two tackles for loss and one pass break-up versus Lehigh... As a sophomore, played in all 11 games and had 44 tackles, 4.5 tackles for loss, one sack, one forced fumble and two blocked kicks... Registered 10 tackles, one tackle for loss, one forced fumble

YEAR-BY-YEAR STATS

RUSHING

| Year | Team | GP | GS | Att | Yds | Avg | Lg | TD |
|---------------|------|-----------|-----------|-----------|------------|------------|-----------|----------|
| 2010 | Was | 16 | 0 | 4 | 19 | 4.8 | 16 | 0 |
| 2011 | Was | 13 | 8 | 6 | 33 | 5.5 | 12 | 1 |
| 2012 | Was | 16 | 8 | 14 | 60 | 4.3 | 16 | 0 |
| 2013 | Was | 13 | 7 | 12 | 41 | 3.4 | 19 | 3 |
| 2014 | Was | 8 | 6 | 4 | 17 | 4.3 | 14 | 1 |
| Career | | 66 | 29 | 40 | 170 | 4.3 | 19 | 5 |

RECEIVING

| Year | Team | GP | GS | No | Yds | Avg | Lg | TD |
|---------------|------|-----------|-----------|-----------|------------|-------------|------------|----------|
| 2010 | Was | 16 | 0 | 1 | 3 | 3 | 3t | 1 |
| 2011 | Was | 13 | 8 | 15 | 146 | 9.7 | 27 | 0 |
| 2012 | Was | 16 | 8 | 8 | 109 | 13.6 | 28 | 2 |
| 2013 | Was | 13 | 7 | 4 | 71 | 17.8 | 62t | 1 |
| 2014 | Was | 8 | 6 | 7 | 63 | 9 | 20t | 2 |
| Career | | 66 | 29 | 35 | 392 | 11.2 | 62t | 6 |

POSTSEASON

2012 (WAS): 1 G (GS), 1 rush for 3 yds.

and a pass break-up versus Towson... Recorded 13 tackles, three sacks, two tackles for loss, a pass defended and a blocked kick during his freshman season... Blocked a punt and recovered it for a touchdown versus Northeastern.

PERSONAL

At Amityville (N.Y.) H.S., earned three varsity letters in football and four in track and basketball... Two-time team MVP, three-year captain, All-County and All-League player... Two-time First Team All-Long Island... All-State honoree (2004), Collatta Award winner in 2003 for top linebacker in county, All-County track runner, Team MVP (Basketball and Track), three-year honor roll student and All-County Academic Team for basketball... Majored in communications... Youngest of three children of David and Geneva Young... Born April 8, 1987 in Amityville, N.Y.

COMMUNITY

Is annually one of the team's stars in the community, frequently volunteering his time with the Washington Redskins Charitable Foundation... Was one of four Redskins, alongside backfield companion Alfred Morris, recognized for his commitment to contribute in the community each week of the 2013 season... In 2013, helped the Washington Redskins Charitable Foundation and Macy's send 200 children back to school in style at the Macy's Back to School Shopping Spree, helped with the Salute to Play 60 Military Challenge kickoff event at Joint Base Andrews, sat on a panel at the 4th & Life High School Football Forum, volunteered at All-Star Survivors Celebration for area women battling breast cancer, volunteered for the Redskins Read Across Prince George's County event, visited hospitalized children at the Georgetown Pediatric Halloween Party, participated in Coca-Cola's Get the Ball Rolling Flag Football Experience, volunteered in the Kaiser Thriving Schools Play 60 Mini-Combine, participated in the Macy's "Believe" Campaign Launch in partnership with the Make-A-Wish Foundation, raising over \$200,000 to grant wishes across America, made a Play 60 Super School visit to Glebe Elementary School, attended a Financial Literacy seminar by Washington Accounting Services at Friendship Collegiate Academy in Washington, D.C. and attended the Smashing Walnuts Foundation Fundraiser in honor of Gabriella Miller... In 2012, joined fans at the annual Draft Day Party at FedExField and participated in the team's 80th Anniversary Thank You Tour throughout Virginia, Maryland and Washington, D.C. Also led an exercise station at the WRCF Play 60 Mini-Combine... In 2011, worked with the Washington Redskins Charitable Foundation and the U.S. Marine Corps to provide 1,100 youth in need with a toy during the holiday season at the annual Skins Santa Shoppe. Also participated in the 4th & Life program, a program for high school athletes focusing on what it takes to be successful on the field, in the classroom, and in the workplace... Spoke to students about the importance of good health, and also lead kids in fitness activities, as part of NFL's PLAY 60 campaign, helping kids get 60 minutes of exercise a day... During the 2010 season, participated in Hometown Huddle, Rehabbing with the Troops, Harvest Feast and 4th & Life High School Football Forum.

CAREER HIGHS

SINGLE-GAME

| | |
|------------------------------|---|
| Carries: | 5, twice, last vs. San Diego (11/03/13) |
| Rushing Yards: | 26, at NY Giants (10/21/12) |
| Long (Rushing): | 19, at Dallas (10/13/13) |
| Rushing Touchdowns: | 3, vs. San Diego (11/03/13) |
| Receptions: | 4, at Philadelphia (01/01/12) |
| Receiving Yards: | 62, at Philadelphia (11/17/13) |
| Long (Receiving): | 62t, at Philadelphia (11/17/13) |
| Receiving Touchdowns: | 1, six times, last at PHI (09/21/14) |



PLAYER BIOS



PRACTICE SQUAD



STEVE BEAUHARNAIS

LINEBACKER
6-2 | 230
DOB: 5/2/90



2ND NFL SEASON
RUTGERS
SAINT JOSEPH H.S. (MONTVALE, N.J.)



MILESTONES

NFL debut: 10/20/13 (at NYJ)

TRANSACTIONS

Originally selected by the New England Patriots in the seventh round (235th overall) of the 2013 NFL Draft... Waived by the Patriots on August 30, 2014... Signed to the Washington Redskins' practice squad on October 8, 2014.

YEAR-BY-YEAR

2013 (PATRIOTS)

Played in two regular-season games and made one tackle... Was active but did not play at BUF (9/8) and vs. NO (10/13)... Inactive for 12 regular-season games and both playoff contests... Made NFL debut on special teams at NYJ (10/20)... Posted his first career tackle at BAL (12/22).

COLLEGE

Played collegiately at Rutgers from 2009-12, starting 41-of-51 games in his college career beginning with the final three contests of his freshman campaign through his senior year... Was one of 12 semifinalists for the 2012 Butkus Award, given annually to the nation's top linebacker and was named Rutgers' team defensive MVP... Finished with 76 tackles (six for loss) as the captain of the nation's No. 10 total defense... Finished career with 268 tackles (35 for loss) and 12.5 sacks over his four years... Accepted invitation to play in the 2013 Senior Bowl.

PERSONAL

Attended Saint Joseph Regional High School in Montvale, N.J. for one season after spending three years at Saddle Brook (N.J.) H.S... Helped guide Saint Joseph to an 11-1 record and the Non-Public Group III state title... Named Defensive Player of the Year by The Record (Bergen County) after recording 99 tackles as a senior... Named a three-star recruit during high school by Rivals.com and was rated as the 71st best outside linebacker in the nation... Was a Star-Ledger second-team all-state honoree... Son of Reginald Beauharnais... Last name pronounced "Bo-HAR-ness"... Born May 2, 1990.

YEAR-BY-YEAR STATS

DEFENSE

| Year | Team | G | GS | Tack | Solo | Sack | INT | PD |
|---------------|------|----------|----------|----------|----------|----------|----------|----------|
| 2013 | NE | 2 | 0 | 1 | 0 | 0 | 0 | 0 |
| Career | | 2 | 0 | 1 | 0 | 0 | 0 | 0 |

*Tackle stats according to STATS, LLC



JE'RON HAMM

TIGHT END
6-3 | 236
DOB: 6/15/92



ROOKIE
LOUISIANA-MONROE
LEESVILLE (LA.) H.S.

TRANSACTIONS

Originally entered the NFL with the New Orleans Saints as a college free agent on May 12, 2014... Waived by the Saints on August 21, 2014... Signed to the Washington Redskins' practice squad on September 9, 2014.

COLLEGE

Appeared in 46 career games for Louisiana-Monroe from 2010-13, recording 111 career receptions for 1,587 yards and 10 touchdowns... As a senior in 2013, finished season with 24 receptions for 304 yards (12.7 avg.) and two touchdowns... As a junior in 2012, named All-Sun Belt honorable mention after recording 62 receptions for 915 yards (14.8 avg.) and six touchdowns... Caught 17 passes for 257 yards and a touchdown as a sophomore in 2011... Recorded eight receptions for 111 yards with one touchdown as a freshman in 2010.

PERSONAL

Attended Leesville (La.) H.S., where he earned All-District first-team honors as a senior... Earned All-Vernon Parish first team and All-Central Louisiana honors after setting single-season school records with 750 receiving yards and eight touchdowns as a senior... Also lettered in basketball... Son of Ronald and Sonya Hamm, both of whom are pastors... Full name: Je'Ron Marquis Hamm... Born June 15, 1992 in Sulzbach-Rosenburg, Germany.



TERREN JONES

TACKLE
6-7 | 341
DOB: 11/19/91



1ST NFL SEASON
ALABAMA STATE
CHOCTAWHATCHEE H.S. (FORT WALTON BEACH, FLA.)

TRANSACTIONS

Originally entered the NFL with the Atlanta Falcons as a college free agent on April 29, 2013... Waived by the Falcons on September 3, 2013... Signed to the Falcons' practice squad on September 4, 2013... Signed to the Falcons' active roster on November 26, 2013... Waived by the Falcons on August 30, 2014... Signed to the Falcons' practice squad on August 31, 2014... Released from the Falcons' practice squad on September 23, 2014... Signed to the Washington Redskins' practice squad on September 29, 2014.

COLLEGE

Played collegiately at Alabama State from 2009-12, being named a three-time All-SWAC performer and an AFCA All-American.... Started every game at left tackle in 2012, helping the Hornets post more than 400 yards of total offense four times and score at least 30 points in six consecutive games... Started the final nine games of the season at left tackle in 2011 and made the College Sporting News Division I Black College All-America Team after helping the Hornets gain more than 400 yards of total offense in four games he played... In 2010, started and played in every game, helping Hornets reach SWAC Championship Game for first time since 2004... Played in six games during his freshman season in 2009.

PERSONAL


Attended Choctawhatchee H.S. in Fort Walton Beach, Fla., where he was selected as a member of the Northwest Florida News Dandy Dozen following his senior season... Earned the 2014 Professional Award from the All Sports Association in Northwest Florida... Son of Donald Jones... Born on Nov. 19, 1991.

GABE MILLER

LINEBACKER
6-3 | 250
DOB: 12/5/87



2ND NFL SEASON
OREGON STATE
LAKE OSWEGO (ORE.) H.S.



MILESTONES

NFL debut: 9/7/14 (at HOU)

TRANSACTIONS

Selected by the Kansas City Chiefs in the fifth round (140th overall) of the 2011 NFL Draft... Waived by the Chiefs on August 31, 2012... Added to the Seattle Seahawks' practice squad on September 6, 2012... Released by the Seahawks on September 11, 2012... Added to the Chicago Bears' practice squad on September 17, 2012... Waived by the Chicago Bears on August 25, 2013... Signed to the Washington Redskins' practice squad on December 24, 2013... Waived by the Redskins on September 26, 2014... Signed to the Redskins' practice squad on September 30, 2014.

YEAR-BY-YEAR

2014 (REDSKINS)

Contributed on special teams in his NFL debut at HOU (9/7), vs. JAX (9/14) and at PHI (9/21)... Made a solo tackle vs. NYG (9/25).

2013 (REDSKINS)

Signed to the Redskins' practice squad in Week 17 as a tight end. Moved to linebacker in the 2014 offseason.

2012 (SEAHAWKS/BEARS)

Spent the offseason with the Kansas City Chiefs before being released on Aug. 31... Spent one week in September on Seattle's practice squad... Signed to Chicago's practice squad on Sept. 17 and spent the rest of the season with the Bears.

2011 (CHIEFS)

Spent the season on the Chiefs' Reserve/Injured list after suffering a leg injury in the preseason.

COLLEGE

Played in 47 contests (24 starts) at Oregon State... Opened 17 contests at defensive end and seven at tight end... Compiled 67 tackles (29 solo), 13.0 stops for loss (-69.0 yards), 8.0 sacks (-58.0 yards), a forced fumble, three fumble recoveries and two passes defended... Also caught eight passes for 124 yards (15.5 avg.) with a TD... Started 12 contests as a senior in 2010... Recorded 44 tackles (21 solo), 8.0 tackles for loss (-46.0 yards) and 5.0 sacks (-39.0 yards)... Also had one fumble recovery and two passes defended... Earned honorable mention All-Pac-10 accolades... Named team co-captain... Played in 13 games (five starts) as a junior in 2009... Tallied 23 tackles (eight solo), 5.0 stops for loss (-23.0 yards) and 3.0 sacks (-19.0 yards)... Added one forced fumble and two fumble recoveries... Named second-team All-Pac 10... Appeared in nine games, but did not record a reception in 2008 as a sophomore... Started "No Shave November" for the offensive line, tight ends and quarterbacks, leading to an ESPN College GameDay feature... Named Pac-10 Academic honorable mention... Saw action in 13 games (seven starts) as a redshirt freshman in 2007... Registered eight receptions for 124 yards (15.5 avg.) with a TD... Named All-Pac 10 academic honorable mention... Redshirted as a true freshman in 2006... Graduated with a degree in Construction Engineering.

PERSONAL


Attended Lake Oswego (Ore.) H.S., where he played linebacker, tight end and running back... Named the 4A Defensive Player of the Year as a linebacker and earned honorable mention accolades at tight end... Ranked a four-star athlete by Rivals.com... Also ran track... Born on Dec. 5, 1987.

YEAR-BY-YEAR STATS

DEFENSE

| Year | Team | G | GS | Tack | Solo | Sack | INT | PD |
|---------------|------|----------|----------|----------|----------|----------|----------|----------|
| 2014 | Was | 4 | 0 | 1 | 1 | 0 | 0 | 0 |
| Career | | 4 | 0 | 1 | 1 | 0 | 0 | 0 |

*Tackle stats according to STATS, LLC



RASHAD ROSS

WIDE RECEIVER
6-0 | 181
DOB: 2/2/90



1ST NFL SEASON
ARIZONA STATE
VALLEJO (CALIF.) H.S.

MILESTONES

NFL debut: 9/22/14 (at NYJ)

TRANSACTIONS

Originally entered the NFL with the Tennessee Titans as a college free agent on May 9, 2013... Waived by the Titans on August 31, 2013... Signed to the Titans' practice squad on September 1, 2013... Waived by the Titans on October 29, 2013... Signed to the Kansas City Chiefs' practice squad on November 12, 2013... Waived by the Chiefs on May 12, 2014... Signed by the Washington Redskins on May 23, 2014... Waived by the Redskins on August 26, 2014... Signed to the Chicago Bears' practice squad on September 1, 2014... Signed to the Bears' active roster on September 16, 2014... Waived by the Bears on September 30, 2014... Signed to the Bears' practice squad on October 2, 2014... Released from the Bears' practice squad on October 7, 2014... Signed to the Redskins' practice squad on October 14, 2014.

YEAR-BY-YEAR

2014 (BEARS/REDSKINS)

Spent the offseason with the Redskins before being waived on Aug. 26... Signed to the Chicago Bears' practice squad and signed to the active roster in Week 3... Made his NFL debut in Week 3 at NYJ and also saw playing time a week later vs. GB... Re-signed with the Redskins on Oct. 14.

2013 (TITANS/CHIEFS)

Signed with the Titans as a college free agent on May 9... Released during preseason roster cuts but signed to Titans' practice squad a day later... Spent the first eight weeks of the season with Titans before being released on Oct. 29... Signed to the Chiefs' practice squad in Week 10.

COLLEGE

Appeared in 26 career games with 14 starts at Arizona State from 2011-12 and caught 55 receptions for 864 yards and seven touchdowns over two seasons... Also added 28 kickoff returns for 779 yards and two touchdowns, including a 100-yarder against Colorado and a 98-yarder against Boise State in the MAACO Las Vegas Bowl... As a senior in 2012, played in 13 games and hauled in 37 receptions for 610 yards with six touchdowns and returned 15 kickoffs for 384 yards with a touchdown... As a junior in 2011, saw action in 13 contests and collected 254 receiving yards and a touchdown on 18 catches... Attended Butte College as a sophomore in 2010, totaling 368 receiving yards on 17 receptions with three touchdowns and added 180 rushing yards, 498 kickoff return yards and 195 punt return yards... As a freshman at Butte, caught 11 passes for 246 yards (22.4 avg.) and two touchdowns... Aas a member of the Arizona State outdoor and indoor track teams and set a career time in the 200m (21.01 seconds) at the Pac-12 Championships. Was a member of the Pac-12 Championship first place 4x100m relay and 200m indoor teams... Earned a degree in criminal justice.

PERSONAL

Attended Vallejo (Calif.) H.S.... Caught 21 passes for 323 yards with a touchdown and rushed 48 times for 268 yards with two touchdowns as senior in 2008... Added 30 tackles, five interceptions, three pass deflections, one forced fumble and one fumble recovery on defense... Born Feb. 2, 1990.

YEAR-BY-YEAR STATS

RECEIVING

| Year | Team | GP | GS | No | Yds | Avg | Lg | TD |
|---------------|------|----------|----------|----------|----------|----------|----------|----------|
| 2014 | Chi | 2 | 0 | 0 | 0 | 0 | 0 | 0 |
| Career | | 2 | 0 | 0 | 0 | 0 | 0 | 0 |



TEVITA STEVENS

OFFENSIVE LINEMAN
6-2 | 302
DOB: 7/4/87



1ST NFL SEASON
UTAH
HEMET H.S. (HEMET, CALIF.)

TRANSACTIONS


Originally entered the NFL with the Washington Redskins as a college free agent on May 2, 2013... Waived on August 31, 2013... Signed to the Redskins' practice squad on September 1, 2013... Waived by the Redskins on August 29, 2014... Signed to the Redskins' practice squad on August 31, 2014... Released from the Redskins' practice squad on September 2, 2014... Signed to the Redskins' practice squad on September 23, 2014.

COLLEGE

Appeared in 51 games at Utah, starting the final 48 of his career... Was the starting center as a junior and senior and played right guard his first two seasons with Utah... As a senior in 2012, earned All-Pac 12 honors after ranking No. 2 on the team in pancake blocks (seven) and knockdowns (18)... Played every snap and led the offensive line in total plays (746)... In 2011, started all 13 games at center and led the offensive line in total plays (759)... Graded second among offensive linemen on the team by Utah coaches... Started 13 games in 2010, 12 at right guard and one at center... Did not allow a sack all season... In 2009, recorded 24 cuts and six pancake blocks in 13 games at right guard... Redshirted in 2008.

PERSONAL

Attended Hemet H.S. in Hemet, Calif... Was an all-region and all-league offensive and defensive lineman... Helped Hemet win two Tri-League Championships... Played in the 2006 Cali-Florida Bowl... Four-year letterman in track and wrestled for one year... All-league performer in track... Father, Ron, attended USC... Brother, Hamani, is a guard at Oregon and brother, Chris, played linebacker at BYU... Volunteered with the Washington Redskins Charitable Foundation at the annual Skins Santa Shoppe event in 2013... Full name is Ronald Tevita Stevens... Pronounced ta-vee-ta... Was a Spanish major... Born July 4, 1987.



PHILLIP THOMAS

SAFETY
6-0 | 223
DOB: 3/1/89



2ND NFL SEASON
FRESNO STATE
BAKERSFIELD H.S. (BAKERSFIELD, CALIF.)

TRANSACTIONS

Selected by the Washington Redskins in the fourth round (119th overall) of the 2013 NFL Draft... Waived by the Redskins on August 30, 2014... Signed to the Redskins' practice squad on August 31, 2014.

YEAR-BY-YEAR

2013 (REDSKINS)

Placed on the Reserve/Injured list on Aug. 27 after sustaining a foot injury during the team's first preseason game.

COLLEGE

Started 24 of the 39 games in which he played at Fresno State... Recorded 178 tackles (125 solos) with four sacks, six fumbles forced and one fumble recovered... Deflected 15 passes and had 13 interceptions for 214 return yards and four return touchdowns... His four interception returns for touchdowns tied Kevin Thomas and Andre Dyson of Utah (1999-2000) for the conference all-time record and broke the old Fresno State all-time record of three scoring runbacks by Richard Marshall (2003-05)... In 2012, became the first player in Fresno State history to be an unanimous All-American first-team selection... Was one of three finalists for the Jim Thorpe Award given to the top defensive back in the nation... Named All-Mountain West Conference first-team and the league's Defensive Player of the Year... Started all 13 games, becoming the first defensive back to lead the Bulldogs in tackles (84, with 64 solo)... His eight interceptions led the nation and set a new league record... In 2010, started 11 games after moving to free safety, adding 64 tackles (39 solo), two forced fumbles, nine passes defensed and three interceptions... In 2009, appeared in 13 games at strong safety, recording 30 tackles (22 solo) and two interceptions (one returned for touchdown).

PERSONAL

Attended Bakersfield (Calif.) H.S., seeing action at wide receiver, quarterback, tailback and safety en route to the Drillers posting a 12-2 record and winning the Southeast Yosemite League title in his junior season... In his junior season, rushed for 1,104 yards on 150 carries (7.36 avg.) and 19 touchdowns, adding 418 yards and four scores on 15 receptions... Completed 28-of-57 passes (49.1 percent) for 295 yards and three touchdowns, and on defense, intercepted a pass, returned a fumble 80 yards for a score and posted 78 tackles with five interceptions... Earned All-League honors in both 2006 and 2007... As a senior, Thomas played in six games, piling up 762 yards and nine touchdowns on 110 carries (6.93 avg.), catching three balls for 26 yards and a score, along with hitting on 32-of-65 passes for 402 yards and three touchdowns... As a safety, he made 21 tackles and had two interceptions that season... Was a criminology major... Is the son of Janice Venus... Born on March 1, 1989.

ROBERT THOMAS

NOSE TACKLE
6-3 | 325
DOB: 2/18/91



ROOKIE
ARKANSAS
MUSKOGEE (OKLA.) H.S.



TRANSACTIONS

Originally entered the NFL with the Washington Redskins as a college free agent on May 14, 2014... Waived by the Redskins on August 29, 2014... Signed to the Redskins' practice squad on August 31, 2014... Signed to the Redskins' active roster on September 25, 2014... Waived by the Redskins on September 26, 2014... Signed to the Redskins' practice squad on September 30, 2014.

COLLEGE

Appeared in 31 career games at Arkansas from 2011-13 after transferring from Coffeyville (Kan.) Community College... Made 72 career tackles (30 solo) as a Razorback and added six career sacks... As a senior in 2013, recorded 31 tackles (16 solo) and 3.5 sacks despite being limited to seven games by a leg injury... In 2012, played in all 12 games, earning two starts, and compiling 18 tackles (six solo) with 2.5 sacks... Played in 12 games in his first season at Arkansas in 2011, making five starts and recording 23 tackles with one sack... Made 48 tackles, including 15 for loss, 4.5 sacks and two pass deflections at Coffeyville in 2010.

PERSONAL

Attended Muskogee (Okla.) H.S., where he registered 89 tackles (68 solo), five sacks, two forced fumbles, two fumble recoveries and two blocked field goals as a senior... Listed as the No. 71 defensive tackle in the nation and the No. 19 prospect in Oklahoma by Rivals.com... Named Muskogee Phoenix Defensive Player of the Year and also selected by the District 6A-3 coaches as the lineman of the year... Has a wife, Kayla, and son, Raylen... Son of Roslynn Thomas... Born Feb. 18, 1991.



2014 GAME SUMMARIES



GAME SUMMARIES

Sept. 7, 2014

GAME 1

NRG Stadium (Houston)

TEXANS 17, REDSKINS 6

HOUSTON – The Washington Redskins opened their 83rd season in franchise history on Sunday but fell to the Houston Texans, 17-6, in front of an announced crowd of 71,770 people at NRG Stadium.

The game was the NFL head coaching debut of Redskins Head Coach Jay Gruden, who began the 29th head coaching tenure in franchise history. Gruden and Texans Head Coach Bill O'Brien faced one another in the first NFL season opener between two first-year head coaches since Al Groh's New York Jets and Mike Sherman's Green Bay Packers faced one another in Week 1 of the 2000 season.

Quarterback Robert Griffin III started and completed 29-of-37 passes for 267 yards with a passer rating of 96.7. Griffin III completed 78.4 percent of his passes, the second-highest percentage of his career and his best since completing 93.3 percent of his passes vs. Philadelphia on Nov. 18, 2012. His completions were the second-most by a Redskins quarterback in a season opener in records dating back to 1960, trailing only his 30 completions in Week 1 a season ago.

Wide receiver Pierre Garçon added a team-high 10 receptions for 77 yards. Garçon extended his streak of consecutive games with five or more receptions to 17, already the longest streak in team history. Garçon's 10 receptions tied Alvin Garrett (Sept. 5, 1983 vs. Dallas) and Joe Washington (Sept. 6, 1981) for the most by a member of the Redskins in a season opener in records dating back to 1960.

Fullback Darrel Young scored the team's first points of the season, opening the day's scoring with a one-yard touchdown run in the second quarter.

| TEAM | QTR | TIME | SCORING PLAY | DRIVE | WAS | HOU |
|------|-----|------|--|-------------|-----|-----|
| WAS | 2 | 6:06 | D. Young 1 yd. run (kick blocked) | 4-46, 1:37 | 6 | 0 |
| HOU | 2 | 4:15 | D. Hopkins 76 yd. pass from R. Fitzpatrick (R. Bullock kick) | 4-89, 1:51 | 6 | 7 |
| HOU | 2 | 2:09 | A. Blue 5 yd. return of blocked punt (R. Bullock kick) | | 6 | 14 |
| HOU | 4 | 1:55 | R. Bullock 42 yd. Field Goal | 13-68; 6:32 | 6 | 17 |

PASSING

WAS: R. Griffin III 29-37 267

HOU: R. Fitzpatrick 14-22 206, 1 TD

RUSHING

WAS: A. Morris 14-91; R. Helu Jr. 4-46; R. Griffin 3-2; D. Young 1-1, 1 TD; D. Jackson 1--9

HOU: A. Foster 27-103; R. Fitzpatrick 4-10; J. Grimes 1-2; A. Blue 1-0

RECEIVING

WAS: P. Garçon 10-77; D. Jackson 8-62; N. Paul 4-86; R. Helu 2-15; L. Paulsen 2-0; A. Roberts 1-22; J. Reed 1-4; D. Young 1-1

HOU: A. Johnson 6-93; D. Hopkins 4-89; A. Foster 2-17; R. Griffin 1-6; D. Johnson 1-1

PUNT RETURNS

WAS: A. Roberts 2-36

HOU: D. Johnson 4-28

KICKOFF RETURNS

WAS: A. Roberts 2-56

HOU: D. Johnson 1-28

SACKS

WAS: J. Hatcher 1-5

HOU: B. Reed 1-12; D. Swearingen 1-8; J. Watt 1-6

GAME SUMMARIES

Sept. 14, 2014

GAME 2

FedExField (Landover, Md.)

REDSKINS 41, JAGUARS 10

LANDOVER, Md. – The Redskins earned their first victory of the season in Week 2, defeating the Jacksonville Jaguars by a final margin of 41-10 in front of an announced crowd of 80,037 people at FedExField. The victory snapped a nine-game losing streak dating back to last season and represented the first in the head coaching career of Redskins Head Coach Jay Gruden.

The Redskins tied a team record with 10 sacks, set previously on Oct. 9, 1977. The 10 sacks were the most by the Redskins in a game since the NFL made sacks an official stat in 1982. Linebacker Ryan Kerrigan tied a team record with four sacks, tying Phillip Daniels (12/18/2005), Ken Harvey (11/23/1997), Dexter Manley (10/2/1988) and Brian Orakpo (12/13/2009).

Quarterback Kirk Cousins entered the game in relief of an injured Robert Griffin III and completed 22-of-33 passes of 250 yards with two touchdowns and a 109.4 passer rating. Cousins completed his first 12 passes, the longest consecutive completion streak of his career, surpassing his previous long when he completed 10 consecutive passes vs. Dallas in Week 16 of the 2013 season.

Running back Alfred Morris rushed for 85 yards on 22 carries. Morris eclipsed the 3,000-yard career rushing mark with his performance, accomplishing the feat in his 34th career game, the fastest in team history. The franchise's all-time leading rusher, John Riggins, did not break the 3,000-yard mark with Washington until his 38th game with the Redskins.

The Redskins' 31-point margin of victory was the team's largest since Oct. 7, 2007 vs. Detroit (34-3). Defensively, the Redskins held the Jaguars to 148 net offensive yards, the lowest total by a Redskins' opponent since Washington held Dallas to Dec. 30, 2007. The Redskins held the Jaguars to 25 rushing yards, the fewest since the Redskins held the Cowboys to one rushing yard in that same game in 2007.

| TEAM | QTR | TIME | SCORING PLAY | DRIVE | JAX | WAS |
|------|-----|-------|--|-------------|-----|-----|
| WAS | 1 | 8:12 | D. Young 20 yd. pass from K. Cousins (K. Forbath kick) | 7-76, 3:35 | 0 | 7 |
| WAS | 2 | 14:18 | A. Morris 1 yd. run (K. Forbath kick) | 7-66, 3:31 | 0 | 14 |
| WAS | 2 | 7:28 | A. Morris 1 yd. run (K. Forbath kick) | 10-92, 5:10 | 0 | 21 |
| JAX | 2 | 1:40 | M. Lewis 63 yd. pass from C. Henne (J. Scobee kick) | 5-71, 1:35 | 7 | 21 |
| WAS | 3 | 8:30 | K. Forbath 36 yd. Field Goal | 10-13, 4:21 | 7 | 24 |
| WAS | 4 | 14:12 | N. Paul 2 yd. pass from K. Cousins (K. Forbath kick) | 11-65, 4:40 | 7 | 31 |
| WAS | 4 | 10:40 | K. Forbath 42 yd. Field Goal | 6-5, 2:32 | 7 | 34 |
| JAX | 4 | 6:50 | J. Scobee 36 yd. Field Goal | 9-63, 3:50 | 10 | 34 |
| WAS | 4 | 1:52 | S. Redd, Jr. 14 yd. run (K. Forbath kick) | 8-41, 4:58 | 10 | 41 |

PASSING

WAS: K. Cousins 22-33 250, 2 TD; R. Griffin III 2-3 38

JAX: C. Henne 14-28 193, 1 TD, 1 INT

RUSHING

WAS: A. Morris 22-85, 2 TD; S. Redd Jr 8-41, 1 TD; R. Helu Jr. 8-25; R. Griffin 2-22; A. Roberts 1-19; K. Cousins 1--1

JAX: C. Henne 3-17; T. Gerhart 7-8

RECEIVING

WAS: N. Paul 8-99, 1 TD; R. Grant 5-57; A. Roberts 4-57; D. Young 2-27, 1 TD; R. Helu, Jr. 2-11; D. Jackson 1-19; P. Garcon 1-12; A. Robinson 1-6

JAX: A. Robinson 4-75; M. Lewis 2-71, 1 TD; D. Robinson 2-14; A. Hurns 2-13; M. Lee 2-11; T. Gerhart 2-9

PUNT RETURNS

WAS: A. Roberts 7-59

JAX: M. Brown 2-9

KICKOFF RETURNS

WAS: None

JAX: J. Todman 5-137

SACKS

WAS: R. Kerrigan 4-23; J. Hatcher 1.5-9; P. Riley Jr. 1.5-11; F. Kears 1-8; B. Orakpo 1-11; R. Clark 0.5-4; K. Robinson 0.5-4

JAX: T. Smith 1-11; R. Davis 1-9; W. Guy 1-10

GAME SUMMARIES

Sept. 21, 2014

GAME 3

Lincoln Financial Field (Philadelphia)

EAGLES 37, REDSKINS 34

PHILADELPHIA – The Washington Redskins fell to the Philadelphia Eagles, 37-34, in front of an announced crowd of 69,596 people at Lincoln Financial Field in Week 3.

Quarterback Kirk Cousins recorded his first start of the season and finished the game having completed 30-of-48 passes for 427 yards with three touchdowns and a passer rating of 103.4. Cousins recorded career highs in completions (30) and passing yards (427) and matched his high in passing touchdowns (three). The 400-yard passing day was the first of his career and the first by a Redskins quarterback since Donovan McNabb vs. Houston on Sept. 19, 2010 (426).

Wide receiver DeSean Jackson returned to Lincoln Financial Field after appearing in 87 career regular season games with the Eagles across the 2008-13 seasons. Jackson posted a 117 receiving yards on four receptions with one receiving touchdown in his return. The 100-yard receiving game was the 21st of Jackson's career and his first with the Redskins. Wide receiver Pierre Garçon posted season highs with a career-high-tying 11 receptions for 138 yards with one receiving touchdown. With their efforts, the Redskins had two receivers accumulate 100 receiving yards in the same game for the first time since Laveranues Coles (180) and Rod Gardner (118) accomplished the feat at Atlanta on Sept. 13, 2003.

The Redskins gained 511 net yards, a season high and the team's first 500-yard effort since posting 500 total yards vs. San Diego in Week 9 last season. Including a 449-yard effort in Week 2 vs. Jacksonville, the Redskins posted at least 400 yards of offense in two consecutive games for the first time since doing so in three straight games from Weeks 9-11 in 2013.

Running back Alfred Morris gained 77 yards on 23 carries and entered the Top 10 in career rushing yardage in Redskins history, surpassing Don Bosseler (3,112).

| TEAM | QTR | TIME | SCORING PLAY | DRIVE | WAS | PHI |
|------|-----|-------|--|-------------|-----|-----|
| WAS | 1 | 8:42 | D. Young 4 yd. pass from K. Cousins (K. Forbath kick) | 11-82, 6:18 | 7 | 0 |
| PHI | 1 | 8:29 | C. Polk 102 yd. kickoff return (C. Parkey kick) | 0-0, 0:13 | 7 | 7 |
| WAS | 1 | 2:09 | P. Garçon 4 yd. pass from K. Cousins (K. Forbath kick) | 12-87, 6:20 | 14 | 7 |
| WAS | 2 | 8:49 | K. Forbath 49 yd. Field Goal | 12-41, 5:34 | 17 | 7 |
| PHI | 2 | 5:48 | J. Matthews 11 yd. pass from N. Foles (C. Parkey kick) | 8-80, 3:01 | 17 | 14 |
| WAS | 2 | 1:15 | K. Forbath 44 yd. Field Goal | 11-54, 4:33 | 20 | 14 |
| PHI | 2 | :09 | J. Matthews 11 yd. pass from N. Foles (C. Parkey kick) | 8-64, 1:06 | 20 | 21 |
| PHI | 3 | 12:03 | C. Parkey 38 yd. Field Goal | 7-60, 2:57 | 20 | 24 |
| PHI | 3 | 8:04 | C. Parkey 33 yd. Field Goal | 8-48, 3:05 | 20 | 27 |
| WAS | 3 | 2:04 | D. Jackson 81 yd. pass from K. Cousins (K. Forbath kick) | 1-81, 0:09 | 27 | 27 |
| PHI | 4 | 7:34 | J. Maclin 27 yd. pass from N. Foles (C. Parkey kick) | 7-76, 2:33 | 27 | 34 |
| PHI | 4 | 5:55 | C. Parkey 51 yd. Field Goal | 4-2, 1:32 | 27 | 37 |
| WAS | 4 | 4:16 | R. Helu, Jr. 1 yd. run (K. Forbath kick) | 5-80, 1:39 | 34 | 37 |

PASSING

WAS: K. Cousins 30-48 427 3 TD, 1 INT

PHI: N. Foles 27-41 325 3 TD

RUSHING

WAS: A. Morris 23-77; K. Cousins 3-5; R. Helu Jr. 1-1, 1 TD; D. Young 1-1

PHI: L. McCoy 19-22; D. Sproles 2-20; N. Foles 4-12

RECEIVING

WAS: P. Garçon 11-138, 1 TD; N. Paul 6-68; D. Jackson 5-117, 1 TD; A. Roberts 4-38; L. Paulsen 2-7; R. Helu, Jr. 1-55; D. Young 1-4, 1 TD

PHI: J. Maclin 8-154, 1 TD; J. Matthews 8-59 2 TD; R. Cooper 4-34; D. Sproles 3-30; Z. Ertz 2-14; J. Casey 1-19; J. Maehl 1-15

PUNT RETURNS

WAS: A. Roberts 1-6

PHI: D. Sproles 4-149

KICKOFF RETURNS

WAS: A. Roberts 2-36; D. Young 1-10

PHI: C. Polk 2-137, 1 TD; J. Casey 1-16

SACKS

WAS: None

PHI: None

GAME SUMMARIES

Sept. 25, 2014

GAME 4

FedExField (Landover, Md.)

GIANTS 45, REDSKINS 14

LANDOVER, Md. – The Washington Redskins fell to the New York Giants, 45-14, in front of an announced crowd of 80,573 people at FedExField on a Thursday night in Week 4. The Redskins played on a Thursday for the 15th time in team history and hosted a Thursday game for the first time since Dec. 6, 2007.

Running back Alfred Morris gained 63 yards on 12 carries. With the performance, Morris passed Ladell Betts (3,176) for ninth-most rushing yardage in franchise history (3,204). In the third quarter, Morris scored his third rushing touchdown of the season on a 20-yard run. The rushing touchdown was the 23rd of Morris' career, tying him with Cliff Battles for eighth in franchise history.

Morris also added three receptions for 27 receiving yards, including a career-long 26-yard reception in the third quarter. Morris matched his previous career high in receptions (three) and receiving yards (27), set previously against the Giants on Dec. 1, 2013.

Running back Roy Helu, Jr. led the Redskins in receptions (five) and receiving yards (78). It marked the first time a running back led the Redskins in receiving yards since Helu, Jr. did so in Week 17 of the 2011 season at Philadelphia. Helu, Jr. also recorded a 36-yard reception in the third quarter. Including a 55-yard reception at Philadelphia in Week 3, Helu, Jr. recorded receptions of 30-plus yards in consecutive games for the first time in his career.

Linebacker Ryan Kerrigan recorded his league-leading fifth sack of the season, dropping Giants quarterback Eli Manning for a five-yard loss in the second quarter. The sack moved Kerrigan past Bruce Smith (29.0) into eighth on the Redskins all-time sack list (29.5).

Punter Tress Way averaged a career-high 58.3 yards per punt on four punts, falling 1.1 yards shy of matching Pro Football Hall of Famer Sammy Baugh's team record for punting average in a single game (59.4 at Detroit on Oct. 27, 1940). Way recorded a career-long 77-yard punt in the third quarter, tying Steve Cox for the third-longest punt in franchise history (Nov. 1, 1987 at Buffalo).

| TEAM | QTR | TIME | SCORING PLAY | DRIVE | WAS | NYG |
|------|-----|-------|---|-------------|-----|-----|
| NYG | 1 | 7:35 | L.Donnell 5 yd. pass from E.Manning (J.Brown kick) | 6-24, 3:07 | 0 | 7 |
| NYG | 2 | 14:14 | L.Donnell 6 yd. pass from E.Manning (J.Brown kick) | 6-75, 2:45 | 0 | 14 |
| WAS | 2 | 8:50 | A.Roberts 18 yd. pass from K.Cousins (K.Forbath kick) | 10-80, 5:24 | 7 | 14 |
| NYG | 2 | 2:16 | L.Donnell 6 yd. pass from E.Manning (J.Brown kick) | 12-67, 6:34 | 7 | 21 |
| NYG | 2 | 0:00 | J.Brown 29 yd. Field Goal | 8-71, 1:16 | 7 | 24 |
| WAS | 3 | 12:57 | A.Morris 20 yd. run (K.Forbath kick) | 5-83, 2:03 | 14 | 24 |
| NYG | 3 | 4:19 | D.Fells 2 yd. pass from E.Manning (J.Brown kick) | 4-35, 1:19 | 14 | 31 |
| NYG | 4 | 14:07 | E.Manning 1 yd. run (J.Brown kick) | 5-22, 1:22 | 14 | 38 |
| NYG | 4 | 6:05 | A.Williams 1 yd. run (J.Brown kick) | 9-46, 5:25 | 14 | 45 |

PASSING

WAS: K. Cousins 19-22 257, 1 TD, 4 INT

NYG: E. Manning 28-39 300, 4 TD, 1 INT

RUSHING

WAS: A. Morris 12-63, 1 TD; K. Cousins 1-12; R. Helu Jr. 2-8; A. Roberts 1-2; D. Young 1-1

NYG: A. Williams 15-66, 1 TD; R. Jennings 13-55; P. Hillis 8-31; E. Manning 1-1, 1 TD; H. Hynoski 1-1

RECEIVING

WAS: R. Helu 5-78; N. Paul 3-60; L. Paulsen 3-28; A. Morris 3-27; P. Garcon 2-28; A. Roberts 1-18, 1 TD; D. Jackson 1-9; D. Young 1-9

NYG: R. Randle 8-89; L. Donnell 7-54, 3 TD; V. Cruz 6-108; P. Parker 3-29; D. Fells 2-8; A. Robinson 1-15; R. Jennings 1--3

PUNT RETURNS

WAS: None

NYG: P. Parker 2-11

KICKOFF RETURNS

WAS: A. Roberts 2-33

NYG: P. Parker 1-34

SACKS

WAS: R. Kerrigan 1-5

NYG: M. Kiwanuka 1-8; D. Moore 1-6

GAME SUMMARIES

Oct. 6, 2014

GAME 5

FedExField (Landover, Md.)

SEAHAWKS 27, REDSKINS 17

LANDOVER, Md. – The Washington Redskins fell to the Seattle Seahawks, 27-17, in front of an announced crowd of 79,522 people at FedExField on a Monday night in Week 5.

With the defeat, the Redskins fell to 4-1 against defending Super Bowl champions on *Monday Night Football*. The Redskins had previously won Monday night games against the Dallas Cowboys in 1978, the Cowboys in 1993, the St. Louis Rams in 2000 and the New York Giants in 2012. The game was the Redskins' 64th total appearance on Monday Night Football since the program's inception in 1970 and the first Monday night matchup between the Redskins and Seahawks.

Wide receiver DeSean Jackson posted a season-high 157 receiving yards on five receptions with one touchdown. Jackson's 31.4 yards per reception were his most in a game in which he caught at least five passes. Quarterback Kirk Cousins connected with Jackson for a 60-yard touchdown in the second quarter, Jackson's 19th total touchdowns of 50 yards or more since entering the league in 2008. The touchdown pass to Jackson was the Redskins' longest at FedExField since a 61-yard touchdown pass from Robert Griffin III to Santana Moss on Nov. 18, 2012.

Linebacker Ryan Kerrigan broke the 30-sack mark for his career in the first quarter, dropping Seahawks quarterback Russell Wilson for a seven-yard loss. Kerrigan became the eighth player to record 30 sacks with the Redskins, joining Dexter Manley, Charles Mann, Monte Coleman, Ken Harvey, Brian Orakpo, Dave Butz and Andre Carter.

The Redskins did not turn the ball over for the second time in five games this season. The Redskins had only one zero-turnover game a season ago.

| TEAM | QTR | TIME | SCORING PLAY | DRIVE | WAS | SEA |
|------|-----|-------|--|-------------|-----|-----|
| SEA | 1 | 12:44 | J. Kearsse 15 yd. pass from R. Wilson (S. Hauschka kick) | 6-65, 2:16 | 0 | 7 |
| SEA | 2 | 9:04 | S. Hauschka 41 yd. Field Goal | 8-31, 4:49 | 0 | 10 |
| SEA | 2 | 4:37 | R. Wilson 9 yd. run (S. Hauschka kick) | 5-70, 2:44 | 0 | 17 |
| WAS | 2 | 2:32 | D. Jackson 60 yd. pass from K. Cousins (K. Forbath kick) | 4-60, 2:05 | 7 | 17 |
| WAS | 3 | 10:41 | K. Forbath 27 yd. Field Goal | 7-71, 4:19 | 10 | 17 |
| SEA | 4 | 6:31 | M. Lynch 9 yd. pass from R. Wilson (S. Hauschka kick) | 12-53, 7:33 | 10 | 24 |
| WAS | 4 | 3:35 | A. Roberts 6 yd. pass from K. Cousins (K. Forbath) | 11-80, 2:56 | 17 | 24 |

PASSING

WAS: K. Cousins 21-36 283, 2 TD

SEA: R. Wilson 18-24 201, 2 TD

RUSHING

WAS: A. Morris 13-29; K. Cousins 2-4; R. Helu Jr. 2--1

SEA: R. Wilson 11-122, 1 TD; M. Lynch 17-72; R. Turbin 5-19; P. Harvin 2-7; J. Ryan 1-5

RECEIVING

WAS: D. Jackson 5-157, 1 TD; R. Helu, Jr. 5-59; A. Roberts 5-29; P. Garcon 2-23; L. Paulsen 2-11; N. Paul 1-6; A. Morris 1--2

SEA: M. Lynch 5-45, 1 TD; D. Baldwin 4-50; P. Harvin 4-27; L. Willson 3-28; C. Helfet 1-36; J. Kearsse 1-15, 1 TD

PUNT RETURNS

WAS: None

SEA: B. Walters 5-54

KICKOFF RETURNS

WAS: A. Jordan 1-5

SEA: L. Willson 1-20; D. Baldwin 1-17; C. Helfet 1-0

SACKS

WAS: B. Meriweather 1-8; F. Kearsse 1-8; R. Kerrigan 1-7

SEA: B. Wagner 1-8

GAME SUMMARIES

Oct. 12, 2014

GAME 6

University of Phoenix Stadium (Glendale, Ariz.)

CARDINALS 30, REDSKINS 20

GLENDALE, Ariz. – The Washington Redskins fell to the Arizona Cardinals by a final score of 30-20 in front of an announced crowd of 61,159 people at University of Phoenix Stadium in Week 6.

Wide receiver DeSean Jackson led the Redskins with 115 receiving yards on three receptions (38.3 avg.) with a touchdown. Jackson's 38.3-yard receiving average was the highest by a member of the Redskins with at least three receptions since Gary Clark on Dec. 15, 1991 (43.0 vs. the New York Giants).

In the first quarter, quarterback Kirk Cousins connected with Jackson for a 64-yard touchdown. With the touchdown, Jackson joined Jerry Rice, Randy Moss, Terrell Owens, Steve Smith, Joey Galloway, Ken Burrough, Devin Hester, Mel Gray and Stanley Morgan as the only players to score 20 total touchdowns of 50 yards or more since the 1970 merger. He also became the first member of the Redskins to record three 50-plus-yard total touchdowns in a season since Santana Moss in 2008.

Including a 60-yard touchdown the week before, Jackson recorded touchdowns covering 50 yards or more in consecutive games for the first time since Weeks 6-7 of the 2009 season. It also gave Jackson 50-yard receptions in consecutive games for the first time since Weeks 9-10 of last season.

Tight end Jordan Reed – playing in his first game since Week 1 at Houston – led the Redskins in receptions with eight. Reed's eight receptions were one shy of matching his career high. Wide receiver Pierre Garçon caught a five-yard touchdown pass, the 27th of his career, from Cousins in the fourth quarter.

| TEAM | QTR | TIME | SCORING PLAY | DRIVE | WAS | ARI |
|------|-----|-------|---|-------------|-----|-----|
| ARI | 1 | 3:08 | M.Floyd 20 yd. pass from C.Palmer (C.Catanzaro kick) | 5-41, 2:13 | 0 | 7 |
| WAS | 2 | 14:03 | D.Jackson 64 yd. pass from K.Cousins (K.Forbath kick) | 7-82, 4:05 | 7 | 7 |
| WAS | 2 | 8:20 | K.Forbath 28 yd. Field Goal | 10-60, 4:09 | 10 | 7 |
| ARI | 2 | 0:31 | L.Fitzgerald 24 yd. pass from C.Palmer (C.Catanzaro kick) | 8-85, 2:18 | 10 | 14 |
| WAS | 2 | 0:02 | K.Forbath 43 yd. Field Goal | 4-55, 0:29 | 13 | 14 |
| ARI | 3 | 4:13 | C.Catanzaro 33 yd. Field Goal | 14-69, 7:23 | 13 | 17 |
| ARI | 4 | 12:54 | C.Catanzaro 49 yd. Field Goal | 8-39, 4:50 | 13 | 20 |
| ARI | 4 | 10:27 | C.Catanzaro 37 yd. Field Goal | 6-8, 2:13 | 13 | 23 |
| WAS | 4 | 2:17 | P.Garcon 5 yd. pass from K.Cousins (K.Forbath kick) | 4-64, 1:26 | 20 | 23 |
| ARI | 4 | 0:18 | R.Johnson 28 yd. interception return (C.Catanzaro kick) | - | 20 | 30 |

PASSING

WAS: K. Cousins 24-38, 354, 2 TD, 3 INT

ARI: C. Palmer 28-44, 250, 2 TD

RUSHING

WAS: A. Morris 13-41; R. Helu 3-26; D. Jackson 1-5

ARI: A. Ellington 19-67; S. Taylor 3-10; C. Palmer 1--3

RECEIVING

WAS: J. Reed 8-92; A. Roberts 5-55; P. Garcon 4-31, 1 TD; D. Jackson 3-115, 1 TD; R. Helu 2-40; A. Morris 1-14

ARI: L. Fitzgerald 6-98, 1 TD; A. Ellington 6-26; M. Floyd 4-47, 1 TD; Jo. Brown 4-43; J. Carlson 4-14; R. Housler 2-15; R. Hughes 1-7; S. Taylor 1-0

PUNT RETURNS

WAS: A. Roberts 1-12

ARI: T. Ginn 3-37

KICKOFF RETURNS

WAS: A. Roberts 1-23

ARI: T. Ginn 1-21

SACKS

WAS: R. Kerrigan 0.5-3.5; J. Hatcher 0.5-3.5

ARI: A. Okafor 2-19

GAME SUMMARIES

Oct. 19, 2014

GAME 7

FedExField (Landover, Md.)

REDSKINS 19, TITANS 17

LANDOVER, Md. – Kicker Kai Forbath converted a 22-yard field goal in the final seconds of the game to give the Washington Redskins a 19-17 victory against the Tennessee Titans in front of an announced crowd of 75,227 people at FedExField in Week 7.

The game-winning field goal was Forbath's second of his career and his first since Dec. 9, 2012 vs. Baltimore. Forbath set a career high with four made field goals. The game-winner was Forbath's first of his career in regulation; his first career game-winning field goal in 2012 came in overtime. The game-winner with no time remaining in regulation was the Redskins' first since Nick Novak's last-second 47-yard field goal to defeat the Dallas Cowboys, 22-19, on Nov. 5, 2006.

Quarterback Colt McCoy entered the game in the third quarter and completed 11-of-12 passes for 128 yards with one touchdown and a passer rating of 138.9. On his first career pass attempt as a member of the Redskins, McCoy connected with wide receiver Pierre Garçon for a 70-yard touchdown.

In the fourth quarter McCoy engineered a 10-play, 76-yard drive to set up Forbath's game-winner. The victory represented the second fourth-quarter comeback win of McCoy's career and his first since Sept. 25, 2011 vs. Miami as a member of the Cleveland Browns.

Quarterback Kirk Cousins started the game and completed 10-of-16 passes for 139 yards. McCoy and Cousins became the first quarterback duo to each complete at least 10 passes in the same game for the Redskins since Todd Collins (15) and Jason Campbell (10) accomplished the feat vs. Chicago on Dec. 6, 2007.

The win was the Redskins' first by scoring in the final two minutes of regulation since a 45-41 victory against the Chicago Bears on Oct. 20, 2013. Running back Roy Helu, Jr. scored on a three-yard run with 45 seconds remaining in that game to give the Redskins a victory.

| TEAM | QTR | TIME | SCORING PLAY | DRIVE | TEN | WAS |
|------|-----|-------|--|-------------|-----|-----|
| WAS | 1 | 10:08 | K.Forbath 31 yd. Field Goal | 9-67, 4:52 | 0 | 3 |
| TEN | 1 | 3:41 | R.Succop 36 yd. Field Goal | 4--3, 1:31 | 3 | 3 |
| WAS | 2 | 7:34 | K.Forbath 31 yd. Field Goal | 10-68, 5:18 | 3 | 6 |
| TEN | 2 | 1:04 | K.Wright 14 yd. pass from C.Whitehurst (R.Succop kick) | 5-37, 2:09 | 10 | 6 |
| WAS | 3 | 12:27 | P.Garcon 70 yd. pass from C.McCoy (K.Forbath kick) | 2-71, 0:48 | 10 | 13 |
| WAS | 4 | 13:27 | K.Forbath 27 yd. Field Goal | 5-15, 1:55 | 10 | 16 |
| TEN | 4 | 7:41 | D.Hagan 38 yd. pass from C.Whitehurst (R.Succop kick) | 8-80, 5:46 | 17 | 16 |
| WAS | 4 | 0:00 | K.Forbath 22 yd. Field Goal | 10-76, 3:14 | 17 | 19 |

PASSING

WAS: K. Cousins 10-16 139, 1 INT; C. McCoy 11-12 128, 1 TD

TEN: C. Whitehurst 17-26 160, 2 TD, 1 INT

RUSHING

WAS: A. Morris 18-54; R. Helu, Jr. 5-29; D. Young 1-14; C. McCoy 2-3

TEN: B. Sankey 16-56; C. Whitehurst 2-10; L. Washington 1-8; J. Battle 2-3; D. McCluster 1--1

RECEIVING

WAS: P. Garçon 5-87, 1 TD; J. Reed 5-54; D. Jackson 3-49; R. Helu, Jr. 3--9; N. Paul 2-58; A. Roberts 2-18; D. Young 1-10

TEN: K. Wright 6-68, 1 TD; D. Hagan 2-45, 1 TD; D. Walker 2-17; J. Battle 2-13; L. Washington 2--4; N. Washington 1-9; J. Hunter 1-6; D. McCluster 1-6

PUNT RETURNS

WAS: A. Roberts 1-1

TEN: D. McCluster 1-0

KICKOFF RETURNS

WAS: A. Roberts 2-46

TEN: L. Washington 2-50; K. Klug 1-12

SACKS

WAS: F. Kears 1-0

TEN: M. Griffin 1-7; D. Morgan 1-8; S. Hill 1-1

GAME SUMMARIES

Oct. 27, 2014

GAME 8

AT&T Stadium (Arlington, Texas)

REDSKINS 20, COWBOYS 17 (OT)

ARLINGTON, Texas – The Washington Redskins defeated the Dallas Cowboys, 20-17, in overtime in front of an announced crowd of 87,055 people at AT&T Stadium in Week 8.

Kicker Kai Forbath converted a 40-yard field goal attempt on the first possession of overtime. The Redskins' defense followed by forcing a turnover on downs to give the Redskins their first overtime victory since a 30-24 win vs. San Diego on Nov. 3, 2013. The win extended the Redskins' record to 25-14-1 all-time in overtime games, tying the Redskins with the Denver Broncos for the most all-time overtime wins in regular season play.

The game was the Redskins 65th all-time appearance on Monday Night Football. It was the 16th all-time meeting between the Redskins and Cowboys on Monday Night Football, the second-most played matchup in Monday Night Football history. The Redskins earned their first Monday night win against Dallas since the "Monday Night Miracle" on Sept. 19, 2005 and evened their all-time Monday night record against the Cowboys at 8-8 with the win.

Quarterback Colt McCoy made his first start as a member of the Redskins. It was McCoy's first NFL start since Dec. 8, 2011 as a member of the Cleveland Browns. He completed 25-of-30 passes for 299 yards and a passer rating of 94.3, and his 83.3 percent completion percentage was the highest of his career among games he has started. It marked the fourth-highest completion percentage by a Redskins quarterback with at least 20 attempts since the 1970 AFL-NFL merger. McCoy also scored on a seven-yard run in the third quarter, the second rushing touchdown of his career and his first since Nov. 7, 2010 as a member of the Browns.

The victory represented the Redskins' first overtime win against Dallas since Nov. 2, 1975. In that game, quarterback Billy Kilmer's one-yard touchdown run gave the Redskins a 30-24 overtime win.

| TEAM | QTR | TIME | SCORING PLAY | DRIVE | WAS | DAL |
|------|-----|-------|--|------------|-----|-----|
| WAS | 1 | 9:48 | K.Forbath 44 yd. Field Goal | 6-22, 2:39 | 3 | 0 |
| DAL | 2 | 4:45 | D.Bryant 5 yd. pass from T.Romo (D.Bailey kick) | 8-80, 4:18 | 3 | 7 |
| WAS | 3 | 9:51 | A.Morris 5 yd. run (K.Forbath kick) | 8-80, 5:09 | 10 | 7 |
| DAL | 3 | 4:03 | D.Bailey 21 yd. Field Goal | 5-54, 1:40 | 10 | 10 |
| WAS | 4 | 13:38 | C.McCoy 7 yd. run (K.Forbath kick) | 9-80, 5:25 | 17 | 10 |
| DAL | 4 | 9:27 | J.Witten 25 yd. pass from B.Weeden (D.Bailey kick) | 8-80, 4:11 | 17 | 17 |
| WAS | OT | 9:43 | K.Forbath 40 yd. Field Goal | 9-58, 5:17 | 20 | 17 |

PASSING

WAS: C. McCoy 25-30 299, 1 INT

DAL: T. Romo 17-28 209, 1 TD; B. Weeden 4-6 69, 1 TD

RUSHING

WAS: A. Morris 18-73, 1 TD; R. Helu, Jr. 5-29; C. McCoy 7-16, 1 TD; S. Redd, Jr. 1-5

DAL: D. Murray 19-141; J. Randle 3-23, L. Dunbar 1-6; T. Romo 1-1; B. Weeden 1--5

RECEIVING

WAS: J. Reed 7-40; D. Jackson 6-136; P. Garcon 4-47; N. Paul 3-27; R. Helu, Jr. 2-14; A. Morris 1-12; D. Young 1-12; A. Roberts 1-11

DAL: T. Williams 6-69; J. Witten 5-70, 1 TD; D. Murray 4-80; D. Bryant 3-30, 1 TD; L. Dunbar 1-11; C. Beasley 1-11; J. Hanna 1-7

PUNT RETURNS

WAS: A. Roberts 2-39

DAL: D. Harris 2-18

KICKOFF RETURNS

WAS: None

DAL: D. Harris 2-45

SACKS

WAS: B. Meriweather 2-19; K. Robinson 1-12; R. Kerrigan 1-12; P. Riley, Jr. 1-11

DAL: H. Melton 2-9; J. Mincey 1-4



REDSKINS RECORDS

MILESTONE GAMES

100-YARD RUSHING GAMES

(UPDATED WITH 2014 RESULTS)

| Date | Player | Game | W/L/T | Att | Yds | TD |
|-------------------|---------------------------|------------------------|----------|-----------|------------|----------|
| 9/17/1989 | Gerald Riggs | vs Philadelphia | L | 29 | 221 | 1 |
| 10/8/1933 | Cliff Battles | vs NY Giants | W | 16 | 215 | 1 |
| 12/21/1985 | George Rogers | at St Louis | W | 34 | 206 | 1 |
| 1/31/1988 | Timmy Smith | vs Denver | W | 22 | 204 | 2 |
| 12/30/2012 | Alfred Morris | vs Dallas | W | 33 | 200 | 3 |
| 11/4/2007 | Clinton Portis | at NY Jets | W | 36 | 196 | 1 |
| 11/21/1976 | Mike Thomas | at St Louis | W | 31 | 195 | 1 |
| 10/29/1972 | Larry Brown | at Giants | W | 29 | 191 | 1 |
| 11/15/1959 | Johnny Olszewski | vs Cleveland | L | 18 | 190 | 1 |
| 12/12/1999 | Stephen Davis | vs Arizona | W | 37 | 189 | 1 |
| 1/15/1983 | John Riggins | vs Minnesota | W | 37 | 185 | 1 |
| 11/21/1999 | Stephen Davis | vs NY Giants | W | 33 | 183 | 1 |
| 10/19/2008 | Clinton Portis | vs Cleveland | W | 27 | 175 | 1 |
| 12/12/2010 | Ryan Torain | vs Tampa Bay | L | 24 | 172 | 0 |
| 10/17/2004 | Clinton Portis | at Chicago | W | 36 | 171 | 0 |
| 12/10/2006 | Ladell Betts | vs Philadelphia | L | 33 | 171 | 0 |
| 10/21/1945 | Frank Akins | vs Philadelphia | W | 24 | 168 | 2 |
| 11/1/1959 | Don Bosseler | at Philadelphia | L | 23 | 168 | 2 |
| 11/1/1942 | Andy Farkas | vs Philadelphia | W | 24 | 166 | 1 |
| 1/30/1983 | John Riggins | vs Miami | W | 38 | 166 | 1 |
| 12/5/1937 | Cliff Battles | at NY Giants | W | 25 | 165 | 2 |
| 10/19/1958 | Johnny Olszewski | vs Green Bay | W | 21 | 165 | 1 |
| 10/14/1984 | John Riggins | vs Dallas | W | 32 | 165 | 0 |
| 11/3/1985 | Keith Griffin | at Atlanta | W | 16 | 164 | 2 |
| 12/2/1990 | Earnest Byner | vs Miami | W | 32 | 157 | 3 |
| 12/3/2006 | Ladell Betts | vs Atlanta | L | 28 | 155 | 1 |
| 12/22/1990 | Earnest Byner | at Indianapolis | L | 31 | 154 | 0 |
| 9/19/1993 | Reggie Brooks | at Philadelphia | L | 22 | 154 | 1 |
| 12/17/1988 | Jamie Morris | at Cincinnati | L | 45 | 152 | 0 |
| 12/16/1979 | John Riggins | at Dallas | L | 22 | 151 | 2 |
| 12/9/1945 | Frank Akins | vs NY Giants | W | 23 | 150 | 1 |
| 10/17/1971 | Larry Brown | vs St. Louis | W | 25 | 150 | 0 |
| 12/16/1973 | Larry Brown | vs Philadelphia | W | 26 | 150 | 1 |
| 12/8/1985 | George Rogers | at Philadelphia | W | 36 | 150 | 1 |
| 12/15/1990 | Earnest Byner | at New England | W | 39 | 149 | 1 |
| 11/25/1951 | Rob Goode | vs Los Angeles | W | 23 | 148 | 2 |
| 9/24/1972 | Larry Brown | vs St. Louis | W | 26 | 148 | 0 |
| 1/6/2002 | Stephen Davis | vs Arizona | W | 38 | 148 | 1 |
| 9/12/2004 | Clinton Portis | vs Tampa Bay | W | 29 | 148 | 1 |
| 12/5/2004 | Clinton Portis | vs NY Giants | W | 31 | 148 | 1 |
| 10/23/1983 | Joe Washington | vs Detroit | W | 22 | 147 | 0 |
| 11/7/2004 | Clinton Portis | at Detroit | W | 34 | 147 | 0 |
| 12/17/1961 | Dick James | vs Dallas | W | 27 | 146 | 3 |
| 9/15/1996 | Terry Allen | at NY Giants | W | 27 | 146 | 1 |
| 12/7/1958 | Don Bosseler | vs Pittsburgh | L | 25 | 145 | 2 |
| 10/5/2008 | Clinton Portis | at Philadelphia | W | 29 | 145 | 1 |
| 10/30/1932 | Cliff Battles | vs Chicago | T | 24 | 144 | 0 |
| 11/8/1981 | Joe Washington | vs Detroit | W | 27 | 144 | 2 |
| 11/13/2005 | Clinton Portis | at Tampa Bay | L | 23 | 144 | 1 |
| 9/19/1976 | Mike Thomas | vs Seattle | W | 27 | 143 | 1 |
| 10/31/1999 | Stephen Davis | vs Chicago | W | 12 | 143 | 2 |
| 11/23/2008 | Clinton Portis | at Seattle | W | 29 | 143 | 0 |
| 11/4/2001 | Stephen Davis | vs Seattle | W | 32 | 142 | 1 |
| 8/31/1997 | Terry Allen | at Carolina | W | 25 | 141 | 2 |
| 10/1/2000 | Stephen Davis | vs Tampa Bay | W | 28 | 141 | 1 |
| 1/22/1983 | John Riggins | vs Dallas | W | 36 | 140 | 2 |
| 9/23/1984 | John Riggins | at New England | W | 33 | 140 | 1 |
| 10/23/1988 | Kelvin Bryant | at Green Bay | W | 27 | 140 | 0 |
| 11/29/1970 | Larry Brown | vs NY Giants | L | 17 | 139 | 0 |
| 11/7/2013 | Alfred Morris | at Minnesota | L | 26 | 139 | 0 |
| 12/7/1969 | Larry Brown | at Philadelphia | W | 19 | 138 | 1 |
| 10/14/2012 | Robert Griffin III | vs Minnesota | W | 13 | 138 | 2 |
| 11/11/2007 | Clinton Portis | vs Philadelphia | L | 30 | 137 | 0 |
| 12/14/1947 | Jim Castiglia | vs Boston | W | 19 | 136 | 2 |
| 11/27/1955 | Leo Elter | at Pittsburgh | W | 19 | 136 | 2 |
| 11/9/1958 | Johnny Olszewski | vs Chi. Cardinals | W | 19 | 136 | 1 |

| | | | | | | |
|-------------------|----------------------|------------------------|----------|-----------|------------|----------|
| 10/18/1959 | Don Bosseler | vs Pittsburgh | L | 18 | 136 | 0 |
| 9/19/1982 | John Riggins | at Tampa Bay | W | 34 | 136 | 0 |
| 10/19/1987 | Lionel Vital | at Dallas | W | 26 | 136 | 0 |
| 12/4/2005 | Clinton Portis | at St. Louis | W | 27 | 136 | 2 |
| 10/17/1937 | Cliff Battles | vs Pittsburgh | W | 18 | 135 | 3 |
| 12/21/1980 | Bobby Hammond | at St. Louis | W | 17 | 135 | 0 |
| 10/2/2011 | Ryan Torain | at St Louis | W | 19 | 135 | 1 |
| 12/6/1987 | George Rogers | at St. Louis | W | 29 | 133 | 1 |
| 10/13/1991 | Ricky Ervins | vs Cleveland | W | 13 | 133 | 2 |
| 9/3/2000 | Stephen Davis | vs Carolina | W | 23 | 133 | 1 |
| 10/28/1933 | Jim Musick | vs Pittsburgh | L | 21 | 132 | 0 |
| 11/19/1933 | Jim Musick | vs Green Bay | W | 21 | 132 | 2 |
| 10/10/1937 | Cliff Battles | vs Philadelphia | L | 26 | 132 | 0 |
| 9/11/1938 | Max Krause | at Philadelphia | W | 6 | 132 | 2 |
| 12/24/2011 | Evan Royster | vs Minnesota | L | 19 | 132 | 0 |
| 9/3/1995 | Terry Allen | vs Arizona | W | 26 | 131 | 0 |
| 11/3/1935 | Bill Shepherd | vs Philadelphia | L | 19 | 129 | 1 |
| 12/5/1971 | Larry Brown | vs Giants | W | 25 | 129 | 2 |
| 12/24/2006 | Ladell Betts | at St. Louis | L | 29 | 129 | 2 |
| 10/12/2008 | Clinton Portis | vs St. Louis | L | 21 | 129 | 2 |
| 12/9/2012 | Alfred Morris | vs Baltimore | W | 23 | 129 | 1 |
| 11/23/1980 | Lionel Vital | at Dallas | L | 21 | 128 | 1 |
| 10/11/1987 | Lionel Vital | at Giants | W | 27 | 128 | 1 |
| 12/5/1993 | Reggie Brooks | at Tampa Bay | W | 20 | 128 | 1 |
| 10/23/1938 | Andy Farkas | vs Philadelphia | W | 21 | 126 | 2 |
| 10/11/1981 | John Riggins | at Chicago | W | 23 | 126 | 2 |
| 9/19/1999 | Stephen Davis | at NY Giants | W | 23 | 126 | 3 |
| 12/16/2007 | Clinton Portis | at NY Giants | W | 25 | 126 | 1 |
| 10/26/2008 | Clinton Portis | at Detroit | W | 24 | 126 | 0 |
| 12/11/2011 | Roy Helu, Jr. | vs New England | L | 27 | 126 | 0 |
| 9/20/1936 | Cliff Battles | at Philadelphia | W | 16 | 125 | 2 |
| 11/1/1987 | George Rogers | at Buffalo | W | 30 | 125 | 0 |
| 11/2/1997 | Terry Allen | at Chicago | W | 20 | 125 | 0 |
| 10/24/2010 | Ryan Torain | at Chicago | W | 21 | 125 | 0 |
| 11/12/1939 | Andy Farkas | at Brooklyn | W | 25 | 124 | 3 |
| 10/26/1975 | Mike Thomas | at Cleveland | W | 27 | 124 | 1 |
| 11/3/1985 | George Rogers | at Atlanta | W | 16 | 124 | 1 |
| 10/27/1996 | Terry Allen | vs Indianapolis | W | 22 | 124 | 3 |
| 11/10/1996 | Terry Allen | vs Arizona | L | 31 | 124 | 2 |
| 11/5/2000 | Stephen Davis | at Arizona | L | 30 | 124 | 1 |
| 9/24/2006 | Ladell Betts | at Houston | W | 16 | 124 | 1 |
| 12/3/2012 | Alfred Morris | vs NY Giants | W | 22 | 124 | 0 |
| 10/28/1951 | Rob Goode | at Philadelphia | W | 27 | 123 | 1 |
| 11/9/1975 | Mike Thomas | at NY Giants | W | 25 | 123 | 0 |
| 1/8/1984 | John Riggins | vs San Francisco | W | 36 | 123 | 2 |
| 11/6/1932 | Oran Pape | vs Staten Island | W | 4 | 122 | 1 |
| 10/21/1934 | Cliff Battles | vs Philadelphia | W | 6 | 122 | 1 |
| 12/17/1983 | John Riggins | vs Giants | W | 30 | 122 | 1 |
| 9/28/1997 | Terry Allen | vs Jacksonville | W | 36 | 122 | 0 |
| 11/14/1999 | Stephen Davis | at Philadelphia | L | 25 | 122 | 2 |
| 12/9/1990 | Earnest Byner | vs Chicago | W | 28 | 121 | 0 |
| 10/1/1995 | Terry Allen | vs Dallas | W | 30 | 121 | 1 |
| 9/11/2005 | Clinton Portis | vs Chicago | W | 21 | 121 | 0 |
| 9/28/2008 | Clinton Portis | at Dallas | W | 21 | 121 | 0 |
| 11/3/2013 | Alfred Morris | vs San Diego | W | 25 | 121 | 1 |
| 11/8/1953 | Charley Justice | vs Chi. Cardinals | W | 15 | 120 | 0 |
| 10/21/1979 | John Riggins | vs Philadelphia | W | 19 | 120 | 0 |
| 9/20/1992 | Earnest Byner | vs Detroit | W | 30 | 120 | 1 |
| 12/10/1995 | Terry Allen | at NY Giants | L | 30 | 120 | 1 |
| 12/24/2000 | Stephen Davis | vs Arizona | W | 27 | 120 | 0 |
| 10/21/2012 | Alfred Morris | at NY Giants | L | 22 | 120 | 0 |
| 11/22/1970 | Larry Brown | vs Dallas | L | 22 | 119 | 0 |
| 1/8/1983 | John Riggins | vs Detroit | W | 25 | 119 | 0 |
| 1/1/1984 | John Riggins | vs LA Rams | W | 25 | 119 | 3 |
| 1/8/2000 | Stephen Davis | vs Detroit | W | 15 | 119 | 2 |
| 12/17/2006 | Ladell Betts | at New Orleans | W | 22 | 119 | 0 |
| 10/19/1986 | George Rogers | vs St. Louis | W | 30 | 118 | 1 |
| 10/9/1988 | Kelvin Bryant | at Dallas | W | 23 | 118 | 1 |
| 1/2/2005 | Ladell Betts | vs Minnesota | W | 26 | 118 | 1 |
| 12/4/2005 | Rock Cartwright | at St. Louis | W | 9 | 118 | 0 |
| 11/10/1946 | Dick Todd | vs Boston | W | 14 | 117 | 2 |
| 11/1/1993 | Reggie Brooks | at Buffalo | L | 24 | 117 | 1 |

MILESTONE GAMES

| |
|--|
| 11/18/1990..... Earnest Byner vs New Orleans..... W 26 116 0 |
| 12/8/1991..... Earnest Byner at Phoenix..... W 25 116 0 |
| 9/6/1993..... Brian Mitchell vs Dallas W 21 116 2 |
| 12/22/2002..... Ladell Betts..... vs Houston..... W 20 116 1 |
| 10/4/1933..... Cliff Battles..... at Pittsburgh W 13 115 1 |
| 12/22/1973..... Larry Brown..... at Minnesota..... L 29 115 1 |
| 10/7/1979..... John Riggins..... at Philadelphia..... L 23 115 1 |
| 10/9/1983..... John Riggins..... at St. Louis..... W 22 115 3 |
| 9/28/1986..... George Rogers vs Seattle..... W 25 115 2 |
| 12/28/1986..... George Rogers vs LA Rams..... W 29 115 1 |
| 11/30/2003..... Trung Canidate..... vs New Orleans..... L 16 115 0 |
| 10/7/2012..... Alfred Morris..... vs Atlanta..... L 18 115 0 |
| 9/27/1970..... Larry Brown..... at St. Louis..... L 17 114 1 |
| 9/24/1978..... John Riggins..... vs NY Jets..... W 21 114 0 |
| 11/11/1984..... Keith Griffin..... vs Detroit..... W 32 114 0 |
| 10/13/1985..... John Riggins..... vs Detroit..... W 21 114 3 |
| 10/22/2000..... Stephen Davis..... at Jacksonville..... W 24 114 2 |
| 11/15/2009..... Ladell Betts..... vs Denver..... W 26 114 1 |
| 10/31/1971..... Larry Brown..... vs New Orleans..... W 20 113 0 |
| 10/1/1972..... Larry Brown..... at New England..... L 20 113 0 |
| 1/1/2012..... Evan Royster..... at Philadelphia..... L 20 113 0 |
| 9/30/2012..... Alfred Morris..... at Tampa Bay..... W 21 113 1 |
| 11/22/2012..... Alfred Morris..... at Dallas..... W 24 113 1 |
| 10/27/1985..... John Riggins..... at Cleveland..... W 30 112 1 |
| 11/3/1991..... Earnest Byner vs Houston..... W 21 112 1 |
| 12/18/2005..... Clinton Portis..... vs Dallas W 23 112 0 |
| 1/1/2006..... Clinton Portis..... at Philadelphia..... W 27 112 2 |
| 10/1/2006..... Clinton Portis..... vs Jacksonville..... W 27 112 1 |
| 10/3/1971..... Charlie Harraway..... at Dallas..... W 18 111 1 |
| 12/9/1984..... John Riggins..... at Dallas..... W 24 111 1 |
| 9/11/1989..... Gerald Riggs..... vs NY Giants..... L 24 111 0 |
| 9/1/1996..... Terry Allen..... vs Philadelphia..... L 20 111 2 |
| 12/16/2001..... Stephen Davis..... vs Philadelphia..... L 24 111 1 |
| 12/30/2001..... Stephen Davis..... at New Orleans..... W 21 111 1 |
| 10/1/1967..... Bobby Mitchell..... vs NY Giants..... W 21 110 1 |
| 10/4/1970..... Larry Brown..... at Philadelphia..... W 27 110 1 |
| 10/25/1970..... Larry Brown..... vs Cincinnati..... W 22 110 0 |
| 10/15/1972..... Larry Brown..... at St. Louis..... W 23 110 0 |
| 10/5/1986..... George Rogers at New Orleans..... W 31 110 1 |
| 10/22/1995..... Terry Allen..... vs Detroit..... W 24 110 2 |
| 12/9/2001..... Stephen Davis..... at Arizona..... W 26 110 1 |
| 11/3/2002..... Kenny Watson..... at Seattle..... W 23 110 0 |
| 12/22/2002..... Kenny Watson..... vs Houston..... W 20 110 0 |
| 12/18/2004..... Clinton Portis..... at San Francisco..... W 35 110 0 |
| 9/15/1991..... Earnest Byner vs Phoenix..... W 23 109 1 |
| 1/2/1993..... Brian Mitchell..... at Minnesota..... W 16 109 1 |
| 9/12/1999..... Stephen Davis..... vs Dallas..... L 24 109 2 |
| 10/18/2009..... Clinton Portis..... vs Kansas City..... W 15 109 0 |
| 11/18/1951..... Rob Goode..... at Pittsburgh W 22 108 2 |
| 12/9/1951..... Rob Goode..... at Chi. Cardinals..... W 23 108 1 |
| 9/17/1978..... John Riggins..... at St. Louis..... W 16 108 0 |
| 12/24/2005..... Clinton Portis..... vs NY Giants..... W 27 108 1 |
| 11/27/2011..... Roy Helu, Jr..... at Seattle..... W 23 108 1 |
| 11/6/1949..... Pete Stout..... vs Pittsburgh..... W 7 107 2 |
| 12/16/1951..... Rob Goode..... vs Pittsburgh..... L 22 107 0 |
| 11/22/1973..... Charlie Harraway..... at Detroit..... W 18 107 0 |
| 9/18/1988..... Timmy Smith..... vs Philadelphia..... W 31 107 1 |
| 10/28/2001..... Stephen Davis..... vs NY Giants..... W 29 107 0 |
| 9/15/2013..... Alfred Morris..... at Green Bay..... L 13 107 0 |
| 11/12/1972..... Larry Brown..... vs NY Giants..... W 30 106 2 |
| 11/14/1976..... Mike Thomas..... at NY Giants..... L 24 106 0 |
| 10/19/1969..... Larry Brown..... vs NY Giants..... W 17 105 0 |
| 9/18/1972..... Larry Brown..... at Minnesota..... W 21 105 1 |
| 11/7/1993..... Reggie Brooks..... vs Indianapolis..... W 21 105 0 |
| 12/11/2005..... Clinton Portis..... at Arizona..... W 26 105 1 |
| 10/21/1951..... Rob Goode..... vs Cardinals..... W 18 104 0 |
| 12/11/1955..... Jim Monachino..... vs Pittsburgh..... W 15 104 0 |
| 12/5/1976..... John Riggins..... at NY Jets..... W 19 104 1 |
| 10/13/1980..... Wilbur Jackson..... at Denver..... L 12 104 1 |
| 9/20/1981..... Wilbur Jackson..... at St. Louis..... L 22 104 0 |
| 9/30/1984..... John Riggins..... vs Philadelphia..... W 28 104 1 |
| 10/7/1985..... George Rogers vs St. Louis..... W 25 104 0 |

| |
|--|
| 9/7/1986..... George Rogers vs Philadelphia..... W 20 104 1 |
| 11/17/1986..... George Rogers vs San Francisco..... W 24 104 1 |
| 1/4/1992..... Ricky Ervins..... vs Atlanta..... W 23 104 1 |
| 9/8/2002..... Stephen Davis..... vs Arizona..... W 26 104 1 |
| 11/26/2006..... Ladell Betts..... vs Carolina..... W 24 104 0 |
| 12/30/2007..... Clinton Portis..... vs Dallas..... W 25 104 2 |
| 10/24/1937..... Cliff Battles..... at Philadelphia..... W 34 103 0 |
| 10/7/1985..... John Riggins..... vs St. Louis..... W 17 103 0 |
| 10/9/2006..... Clinton Portis..... at Denver..... L 20 103 0 |
| 9/24/1950..... Rob Goode..... at Green Bay..... L 8 102 1 |
| 11/23/1969..... Larry Brown..... vs Atlanta..... W 23 102 1 |
| 12/15/1974..... Duane Thomas..... vs Chicago..... W 8 102 1 |
| 10/29/1950..... Bill Dudley..... at Philadelphia..... L 11 101 0 |
| 10/11/1970..... Larry Brown..... vs Detroit..... W 22 101 1 |
| 12/24/1972..... Larry Brown..... vs Green Bay..... W 25 101 0 |
| 9/9/1991..... Earnest Byner at Dallas..... W 22 101 0 |
| 9/29/1996..... Terry Allen..... vs NY Jets..... W 20 101 2 |
| 10/23/2005..... Clinton Portis..... vs San Francisco..... W 19 101 3 |
| 12/2/1951..... Rob Goode..... vs Philadelphia..... L 16 100 2 |
| 11/21/1954..... Billy Wells..... at Cardinals..... L 6 100 1 |
| 10/13/1975..... Mike Thomas..... vs St. Louis..... W 18 100 2 |
| 9/11/1983..... John Riggins..... at Philadelphia..... W 27 100 1 |
| 11/5/1984..... John Riggins..... vs Atlanta..... W 32 100 2 |
| 9/5/1988..... Timmy Smith..... at NY Giants..... L 20 100 0 |
| 9/24/1989..... Jamie Morris..... at Dallas..... W 26 100 1 |
| 10/8/1989..... Earnest Byner vs Phoenix..... W 14 100 0 |
| 12/6/1992..... Earnest Byner at NY Giants..... W 20 100 2 |
| 10/17/2010..... Ryan Torain..... vs Indianapolis..... L 20 100 2 |
| 12/4/2011..... Roy Helu, Jr..... vs NY Jets..... L 23 100 1 |

Rookies **bolded**

NO. OF 100-YARD RUSHING GAMES

| Rank... Player..... Games | 21..... Jim Musick..... 2 |
|---------------------------------|-----------------------------------|
| 1..... Clinton Portis..... 26 | 21..... Joe Washington..... 2 |
| 2..... John Riggins..... 25 | 21..... Keith Griffin..... 2 |
| 3..... Larry Brown..... 21 | 21..... Kelvin Bryant..... 2 |
| 4..... Stephen Davis..... 19 | 21..... Kenny Watson..... 2 |
| 5..... Earnest Byner..... 12 | 21..... Lionel Vital..... 2 |
| 5..... George Rogers..... 12 | 21..... Ricky Ervins..... 2 |
| 5..... Terry Allen..... 12 | 34..... Bill Dudley..... 1 |
| 8..... Alfred Morris..... 10 | 34..... Bill Shepherd..... 1 |
| 9..... Cliff Battles..... 9 | 34..... Billy Wells..... 1 |
| 9..... Ladell Betts..... 9 | 34..... Bobby Hammond..... 1 |
| 11..... Rob Goode..... 8 | 34..... Bobby Mitchell..... 1 |
| 12..... Mike Thomas..... 6 | 34..... Charley Justice..... 1 |
| 13..... Reggie Brooks..... 4 | 34..... Dick James..... 1 |
| 13..... Ryan Torain..... 4 | 34..... Dick Todd..... 1 |
| 15..... Andy Farkas..... 3 | 34..... Duane Thomas..... 1 |
| 15..... Don Bosseler..... 3 | 34..... Jim Castiglia..... 1 |
| 15..... Johnny Olszewski..... 3 | 34..... Jim Monachino..... 1 |
| 15..... Roy Helu..... 3 | 34..... Leo Elter..... 1 |
| 15..... Timmy Smith..... 3 | 34..... Max Krause..... 1 |
| 15..... Wilbur Jackson..... 3 | 34..... Oran Pape..... 1 |
| 21..... Brian Mitchell..... 2 | 34..... Pete Stout..... 1 |
| 21..... Charlie Harraway..... 2 | 34..... Robert Griffin III..... 1 |
| 21..... Evan Royster..... 2 | 34..... Rock Cartwright..... 1 |
| 21..... Frank Akins..... 2 | 34..... Trung Canidate..... 1 |
| 21..... Gerald Riggs..... 2 | |
| 21..... Jamie Morris..... 2 | |

NO. OF PLAYERS..... 51
TOTAL GAMES..... 239

ENTERING 2014

Record when a Redskin rushes for 100 yards or more: 179-55-1

Record when two Redskins rush for 100 yards or more: 4-0

Games with two Redskins rushing for 100 yards or more:

27-10 win vs. STL, 10/7/85 (G. Rogers 104, J. Riggins 103)

44-10 win at ATL, 11/3/85 (K. Griffin 164, G. Rogers 124)

26-10 win vs. HOU, 12/22/02 (L. Betts 116, K. Watson 110)

24-9 win at STL, 12/4/05 (C. Portis 136, R. Cartwright 118)

MILESTONE GAMES

300-YARD PASSING GAMES

(UPDATED WITH 2014 RESULTS)

| Date | Player | Game | W/L/T | Att | Cmp | Yds | TD | INT |
|-------------------|----------------------|-------------------------|----------|-----------|-----------|------------|----------|----------|
| 12/26/1999 | Brad Johnson | at San Francisco | W | 47 | 32 | 471 | 2 | 1 |
| 10/31/1948 | Sammy Baugh | vs Boston | W | 24 | 17 | 446 | 4 | 0 |
| 11/10/1991 | Mark Rypien | vs Atlanta | W | 31 | 16 | 442 | 6 | 0 |
| 9/11/1988 | Doug Williams | vs Pittsburgh | W | 52 | 30 | 430 | 2 | 1 |
| 9/21/2014 | Kirk Cousins | at Philadelphia | L | 48 | 30 | 427 | 3 | 1 |
| 9/19/2010 | Donovan McNabb | vs Houston | L | 38 | 28 | 426 | 1 | 0 |
| 11/17/1963 | Norm Snead | vs Pittsburgh | L | 40 | 23 | 424 | 2 | 2 |
| 10/27/1986 | Jay Schroeder | at Giants | L | 40 | 22 | 420 | 1 | 2 |
| 11/26/1967 | Sonny Jurgensen | at Cleveland | L | 50 | 32 | 418 | 3 | 1 |
| 10/2/1983 | Joe Theismann | vs Raiders | W | 39 | 23 | 417 | 3 | 0 |
| 11/28/1965 | Sonny Jurgensen | vs Dallas | W | 43 | 26 | 411 | 3 | 2 |
| 11/26/1989 | Mark Rypien | vs Chicago | W | 47 | 30 | 401 | 4 | 1 |
| 10/17/1983 | Joe Theismann | at Green Bay | L | 39 | 27 | 398 | 2 | 0 |
| 9/20/1981 | Joe Theismann | at St. Louis | L | 37 | 25 | 388 | 4 | 1 |
| 10/11/1964 | Sonny Jurgensen | vs Philadelphia | W | 33 | 22 | 385 | 5 | 2 |
| 9/20/1998 | Trent Green | at Seattle | L | 54 | 27 | 383 | 2 | 2 |
| 9/12/1999 | Brad Johnson | vs Dallas | L | 33 | 20 | 382 | 2 | 0 |
| 9/12/1982 | Joe Theismann | at Philadelphia | W | 39 | 28 | 382 | 3 | 0 |
| 11/22/1998 | Trent Green | vs Cardinals | L | 49 | 30 | 382 | 4 | 1 |
| 9/18/1994 | John Friesz | at Giants | L | 50 | 32 | 381 | 2 | 2 |
| 12/15/2013 | Kirk Cousins | at Atlanta | L | 45 | 29 | 381 | 3 | 2 |
| 11/2/1986 | Jay Schroeder | vs Minnesota | W | 47 | 24 | 378 | 2 | 1 |
| 10/31/1943 | Sammy Baugh | at Brooklyn | W | 28 | 16 | 376 | 6 | 3 |
| 11/21/2010 | Donovan McNabb | at Tennessee | W | 50 | 30 | 376 | 1 | 1 |
| 12/6/2009 | Jason Campbell | vs New Orleans | L | 30 | 42 | 367 | 3 | 1 |
| 12/3/1967 | Sonny Jurgensen | vs Philadelphia | T | 50 | 30 | 366 | 4 | 2 |
| 9/28/1947 | Sammy Baugh | at Philadelphia | L | 34 | 21 | 364 | 5 | 2 |
| 10/29/1989 | Mark Rypien | at Raiders | L | 53 | 27 | 364 | 1 | 3 |
| 11/4/1990 | Jeff Rutledge | at Detroit | W | 42 | 30 | 363 | 1 | 0 |
| 1/12/1991 | Mark Rypien | at San Francisco | L | 48 | 27 | 361 | 1 | 3 |
| 10/10/2010 | Donovan McNabb | vs Green Bay | L | 49 | 26 | 357 | 1 | 1 |
| 9/14/2003 | Patrick Ramsey | at Atlanta | W | 39 | 25 | 356 | 2 | 0 |
| 11/23/1947 | Sammy Baugh | vs Cardinals | W | 33 | 25 | 355 | 6 | 2 |
| 12/12/1948 | Sammy Baugh | at New York | W | 42 | 25 | 354 | 3 | 3 |
| 10/12/2014 | Kirk Cousins | at Arizona | L | 38 | 24 | 354 | 2 | 3 |
| 12/8/1962 | Norm Snead | at Baltimore | L | 33 | 18 | 350 | 3 | 3 |
| 9/11/1989 | Mark Rypien | vs Giants | L | 32 | 22 | 349 | 2 | 1 |
| 12/1/1985 | Jay Schroeder | vs San Francisco | L | 58 | 30 | 348 | 0 | 2 |
| 9/21/2003 | Patrick Ramsey | vs Giants | L | 45 | 23 | 348 | 2 | 1 |
| 11/18/2007 | Jason Campbell | at Dallas | L | 54 | 33 | 348 | 2 | 1 |
| 11/13/1966 | Sonny Jurgensen | vs Dallas | L | 46 | 26 | 347 | 3 | 0 |
| 12/21/2001 | Tony Banks | vs Carolina | W | 30 | 17 | 346 | 1 | 1 |
| 12/22/1996 | Gus Frerotte | vs Dallas | W | 31 | 22 | 346 | 0 | 1 |
| 10/28/1962 | Norm Snead | at Giants | L | 40 | 17 | 346 | 4 | 3 |
| 10/29/1995 | Gus Frerotte | vs Giants | L | 44 | 24 | 345 | 0 | 4 |
| 12/14/1947 | Sammy Baugh | vs Boston | W | 41 | 25 | 343 | 3 | 1 |
| 9/21/1986 | Jay Schroeder | at San Diego | W | 36 | 16 | 341 | 1 | 0 |
| 9/27/2009 | Jason Campbell | at Detroit | L | 27 | 41 | 340 | 2 | 1 |
| 1/31/1988 | Doug Williams | vs Denver | W | 29 | 18 | 340 | 4 | 1 |
| 12/13/1981 | Joe Theismann | vs Baltimore | W | 36 | 23 | 339 | 2 | 1 |
| 11/2/1969 | Sonny Jurgensen | at Baltimore | L | 38 | 28 | 339 | 2 | 2 |
| 11/16/1969 | Sonny Jurgensen | vs Dallas | L | 35 | 24 | 338 | 4 | 4 |
| 10/3/1999 | Brad Johnson | vs Carolina | W | 33 | 20 | 337 | 4 | 0 |
| 1/2/2011 | Rex Grossman | at Giants | L | 44 | 26 | 336 | 2 | 1 |
| 10/4/1987 | Ed Rubbert | vs St. Louis | W | 24 | 14 | 334 | 3 | 1 |
| 10/22/1967 | Sonny Jurgensen | at Rams | T | 41 | 18 | 334 | 4 | 0 |
| 10/8/1989 | Mark Rypien | vs Phoenix | W | 42 | 23 | 333 | 3 | 1 |
| 12/1/1963 | Norm Snead | vs Baltimore | L | 33 | 18 | 332 | 1 | 2 |
| 9/10/1984 | Joe Theismann | at San Francisco | L | 43 | 24 | 331 | 2 | 0 |
| 11/29/1987 | Jay Schroeder | vs Giants | W | 46 | 28 | 331 | 3 | 2 |
| 10/16/2005 | Mark Brunell | at Kansas City | L | 41 | 25 | 331 | 3 | 0 |
| 10/1/2006 | Mark Brunell | vs Jacksonville | W | 30 | 18 | 329 | 3 | 1 |
| 12/16/2012 | Kirk Cousins | at Cleveland | W | 37 | 26 | 329 | 2 | 1 |
| 9/9/2013 | Robert Griffin III | vs Philadelphia | L | 49 | 30 | 329 | 2 | 2 |
| 10/26/2008 | Jason Campbell | at Detroit | W | 28 | 23 | 328 | 1 | 0 |
| 9/8/2002 | Shane Matthews | vs Arizona | W | 40 | 28 | 327 | 3 | 1 |

| | | | | | | | | |
|-------------------|---------------------------|-----------------------|----------|-----------|-----------|------------|----------|----------|
| 10/15/1967 | Sonny Jurgensen | at Atlanta | T | 41 | 28 | 326 | 3 | 2 |
| 9/22/2013 | Robert Griffin III | vs Detroit | L | 50 | 32 | 326 | 0 | 1 |
| 11/17/1991 | Mark Rypien | at Pittsburgh | W | 28 | 21 | 325 | 2 | 0 |
| 11/23/1986 | Jay Schroeder | vs Dallas | W | 31 | 16 | 325 | 2 | 1 |
| 9/5/1983 | Joe Theismann | vs Dallas | L | 38 | 28 | 325 | 2 | 1 |
| 9/27/2004 | Mark Brunell | vs Dallas | L | 43 | 25 | 325 | 2 | 0 |
| 9/17/1967 | Sonny Jurgensen | at Philadelphia | L | 46 | 25 | 324 | 1 | 0 |
| 10/31/1983 | Joe Theismann | at San Diego | W | 46 | 25 | 324 | 1 | 1 |
| 9/30/2012 | Robert Griffin III | at Tampa Bay | W | 35 | 26 | 323 | 2 | 0 |
| 10/9/2005 | Mark Brunell | at Denver | L | 53 | 30 | 322 | 2 | 0 |
| 12/19/2010 | Rex Grossman | at Dallas | L | 43 | 25 | 322 | 4 | 2 |
| 9/14/2008 | Jason Campbell | vs New Orleans | W | 36 | 24 | 321 | 1 | 0 |
| 12/7/1975 | Billy Kilmer | at Atlanta | W | 38 | 25 | 320 | 3 | 1 |
| 10/13/2002 | Patrick Ramsey | vs New Orleans | L | 43 | 21 | 320 | 1 | 4 |
| 9/9/2012 | Robert Griffin III | at New Orleans | W | 26 | 19 | 320 | 2 | 0 |
| 9/15/2013 | Robert Griffin III | at Green Bay | L | 40 | 26 | 320 | 3 | 1 |
| 11/29/1964 | Sonny Jurgensen | vs Giants | W | 43 | 24 | 319 | 4 | 0 |
| 9/13/1981 | Joe Theismann | vs Giants | L | 48 | 27 | 318 | 1 | 1 |
| 11/27/2011 | Rex Grossman | at Seattle | W | 35 | 26 | 314 | 2 | 2 |
| 11/14/1999 | Brad Johnson | at Philadelphia | L | 33 | 18 | 313 | 2 | 3 |
| 11/25/1984 | Joe Theismann | vs Buffalo | W | 33 | 26 | 311 | 2 | 1 |
| 11/18/1990 | Mark Rypien | vs New Orleans | W | 38 | 26 | 311 | 4 | 0 |
| 10/20/1963 | Norm Snead | at Pittsburgh | L | 28 | 13 | 309 | 1 | 3 |
| 9/26/1971 | Billy Kilmer | at Giants | W | 32 | 23 | 309 | 2 | 0 |
| 12/7/1986 | Jay Schroeder | vs Giants | L | 51 | 28 | 309 | 1 | 6 |
| 12/11/1966 | Sonny Jurgensen | at Dallas | W | 33 | 18 | 308 | 3 | 1 |
| 11/23/1987 | Doug Williams | vs Rams | L | 46 | 24 | 308 | 2 | 1 |
| 12/11/1949 | Sammy Baugh | at Rams | L | 48 | 29 | 308 | 3 | 2 |
| 10/19/1980 | Joe Theismann | vs St. Louis | W | 31 | 21 | 307 | 2 | 1 |
| 11/22/1964 | Sonny Jurgensen | vs Dallas | W | 33 | 20 | 307 | 1 | 1 |
| 11/9/1980 | Joe Theismann | at Chicago | L | 34 | 24 | 305 | 2 | 2 |
| 9/11/2011 | Rex Grossman | vs Giants | W | 34 | 21 | 305 | 2 | 0 |
| 11/22/2012 | Robert Griffin III | at Dallas | W | 27 | 19 | 304 | 4 | 1 |
| 10/16/1988 | Mark Rypien | vs Phoenix | W | 27 | 15 | 303 | 4 | 1 |
| 10/13/1974 | Sonny Jurgensen | vs Miami | W | 39 | 26 | 303 | 2 | 3 |
| 9/25/1988 | Mark Rypien | at Phoenix | L | 41 | 26 | 303 | 3 | 1 |
| 1/1/1984 | Joe Theismann | vs Rams | W | 23 | 18 | 302 | 2 | 0 |
| 11/7/1976 | Joe Theismann | at San Francisco | W | 32 | 20 | 302 | 3 | 2 |
| 12/10/1989 | Mark Rypien | vs San Diego | W | 39 | 23 | 302 | 2 | 1 |
| 11/21/1975 | Billy Kilmer | vs Dallas | W | 39 | 21 | 301 | 3 | 4 |
| 11/25/2007 | Jason Campbell | at Tampa Bay | L | 49 | 30 | 301 | 1 | 2 |
| 11/23/1969 | Sonny Jurgensen | vs Atlanta | W | 32 | 26 | 300 | 2 | 1 |

Rookies **bolded**

NO. OF 300-YARD PASSING GAMES

| Rank | Player | 300-yd. Games | NO. OF PLAYERS |
|------|--------------------|---------------|--|
| | | | 23 |
| | | | TOTAL GAMES |
| | | | 108 |
| | | | Record when a Redskin passes for 300 yards or more: |
| | | | 54-51-3 |
| | | | Fewest attempts in a 300-yard game: |
| | | | 23, Joe Theismann (1/1/84, vs. LA Rams) |
| | | | Fewest completions in a 300-yard game: |
| | | | 13, Norm Snead (10/20/63, at Pittsburgh) |
| 1 | Sonny Jurgensen | 15 | |
| 2 | Joe Theismann | 14 | |
| 3 | Mark Rypien | 11 | |
| 4 | Jay Schroeder | 7 | |
| 4 | Sammy Baugh | 7 | |
| 6 | Jason Campbell | 6 | |
| 6 | Robert Griffin III | 6 | |
| 8 | Norm Snead | 5 | |
| 9 | Brad Johnson | 4 | |
| 9 | Mark Brunell | 4 | |
| 9 | Rex Grossman | 4 | |
| 9 | Kirk Cousins | 4 | |
| 13 | Billy Kilmer | 3 | |
| 13 | Donovan McNabb | 3 | |
| 13 | Doug Williams | 3 | |
| 13 | Patrick Ramsey | 3 | |
| 13 | Gus Frerotte | 2 | |
| 13 | Trent Green | 2 | |
| 19 | Ed Rubbert | 1 | |
| 19 | Jeff Rutledge | 1 | |
| 19 | John Friesz | 1 | |
| 19 | Shane Matthews | 1 | |
| 19 | Tony Banks | 1 | |

MILESTONE GAMES

100-YARD RECEIVING GAMES

(UPDATED WITH 2014 RESULTS)

| Date | Player | Game | Result | Rec. | Yds. | TD |
|-------------------|-----------------------|------------------------|----------|-----------|------------|----------|
| 10/4/1987 | Anthony Allen | vs St. Louis | W | 7 | 255 | 3 |
| 10/27/1986 | Gary Clark | at NY Giants | L | 11 | 241 | 1 |
| 12/15/1985 | Art Monk | vs Cincinnati | W | 13 | 230 | 1 |
| 11/17/1963 | Bobby Mitchell | vs Pittsburgh | L | 11 | 218 | 2 |
| 10/31/1943 | Wilbur Moore | at Brooklyn | W | 7 | 213 | 2 |
| 9/28/1947 | Hugh Taylor | at Philadelphia | L | 8 | 212 | 3 |
| 10/22/2000 | Albert Connell | at Jacksonville | W | 7 | 211 | 3 |
| 10/21/2001 | Rod Gardner | vs Carolina | W | 6 | 208 | 1 |
| 11/10/1991 | Gary Clark | vs Atlanta | W | 4 | 203 | 3 |
| 9/10/1984 | Art Monk | at San Francisco | L | 10 | 200 | 0 |
| 11/7/1976 | Frank Grant | at San Francisco | W | 11 | 200 | 0 |
| 11/13/1966 | Charley Taylor | vs Dallas | L | 11 | 199 | 2 |
| 12/8/1963 | Bobby Mitchell | at NY Giants | L | 8 | 197 | 1 |
| 9/18/1994 | Henry Ellard | at NY Giants | L | 10 | 197 | 1 |
| 12/7/1952 | Hugh Taylor | at NY Giants | W | 6 | 196 | 3 |
| 12/12/1948 | Hugh Taylor | at NY Giants | W | 9 | 194 | 2 |
| 1/31/1988 | Ricky Sanders | vs Denver | W | 9 | 193 | 2 |
| 10/20/1985 | Gary Clark | at NY Giants | L | 11 | 193 | 0 |
| 12/11/1994 | Henry Ellard | at Arizona | L | 8 | 191 | 1 |
| 12/13/1987 | Gary Clark | vs Dallas | W | 9 | 187 | 1 |
| 10/11/1964 | Bobby Mitchell | vs Philadelphia | W | 12 | 183 | 2 |
| 10/27/1983 | Charlie Brown | vs LA Raiders | W | 11 | 180 | 1 |
| 9/14/2003 | Laveranues Coles | at Atlanta | W | 11 | 180 | 1 |
| 9/27/2009 | Santana Moss | at Detroit | L | 10 | 178 | 1 |
| 9/21/1986 | Art Monk | at San Diego | W | 7 | 174 | 0 |
| 10/20/1963 | Bobby Mitchell | at Pittsburgh | L | 4 | 173 | 0 |
| 10/16/2005 | Santana Moss | at Kansas City | L | 10 | 173 | 2 |
| 11/3/2013 | Pierre Garçon | vs San Diego | W | 7 | 172 | 0 |
| 1/1/1984 | Charlie Brown | vs LA Rams | W | 6 | 171 | 0 |
| 9/24/1961 | Fred Dugan | at Philadelphia | L | 6 | 168 | 1 |
| 11/19/1961 | Bill Anderson | at Dallas | T | 10 | 168 | 0 |
| 11/4/1990 | Art Monk | at Detroit | W | 13 | 168 | 0 |
| 12/17/1989 | Ricky Sanders | at Atlanta | W | 7 | 167 | 0 |
| 9/27/2004 | Rod Gardner | vs Dallas | L | 10 | 167 | 2 |
| 11/10/1991 | Art Monk | vs Atlanta | W | 7 | 164 | 2 |
| 10/10/1965 | Bobby Mitchell | vs St. Louis | L | 8 | 164 | 1 |
| 12/26/1987 | Ricky Sanders | at Minnesota | W | 8 | 164 | 2 |
| 9/14/2008 | Santana Moss | vs New Orleans | W | 7 | 164 | 1 |
| 1/12/1991 | Art Monk | at San Francisco | L | 10 | 163 | 1 |
| 9/9/2007 | Antwaan Randle El | vs Miami | W | 5 | 162 | 0 |
| 9/25/1994 | Henry Ellard | at Atlanta | L | 6 | 162 | 1 |
| 10/28/1945 | Steve Bagarus | at NY Giants | W | 8 | 162 | 0 |
| 9/30/1990 | Gary Clark | at Phoenix | W | 8 | 162 | 2 |
| 12/12/1937 | Wayne Millner | at Chicago | W | 9 | 160 | 2 |
| 12/24/2005 | Santana Moss | vs NY Giants | W | 5 | 160 | 3 |
| 9/12/1999 | Michael Westbrook | vs Dallas | L | 5 | 159 | 1 |
| 9/19/2005 | Santana Moss | at Dallas | W | 5 | 159 | 2 |
| 10/31/1948 | Dick Todd | vs Boston | W | 5 | 158 | 2 |
| 10/28/1962 | Bobby Mitchell | at NY Giants | L | 5 | 158 | 2 |
| 10/14/1962 | Bobby Mitchell | at St. Louis | T | 7 | 158 | 1 |
| 10/29/1989 | Ricky Sanders | at LA Raiders | L | 12 | 158 | 1 |
| 10/6/2014 | DeSean Jackson | vs Seattle | L | 5 | 157 | 1 |
| 12/26/1982 | Charlie Brown | at New Orleans | W | 4 | 156 | 2 |
| 11/16/1969 | Charley Taylor | vs Dallas | L | 6 | 155 | 1 |
| 11/10/1974 | Charley Taylor | at Philadelphia | W | 9 | 155 | 1 |
| 9/17/1989 | Gary Clark | vs Philadelphia | L | 4 | 153 | 2 |
| 10/21/1973 | Charley Taylor | vs St. Louis | W | 7 | 153 | 1 |
| 11/14/1999 | Michael Westbrook | at Philadelphia | L | 4 | 152 | 1 |
| 11/23/1986 | Gary Clark | vs Dallas | W | 8 | 152 | 1 |
| 10/13/1996 | Henry Ellard | at New England | W | 8 | 152 | 1 |
| 11/26/1989 | Art Monk | vs Chicago | W | 9 | 152 | 2 |
| 9/17/1950 | Hugh Taylor | at Baltimore | W | 5 | 150 | 3 |
| 10/2/1966 | Bobby Mitchell | vs Pittsburgh | W | 6 | 150 | 2 |
| 12/1/1985 | Art Monk | vs San Francisco | L | 8 | 150 | 0 |
| 12/23/1989 | Gary Clark | at Seattle | W | 9 | 149 | 1 |
| 10/22/1967 | Charley Taylor | at Los Angeles | T | 3 | 148 | 1 |

| | | | | | | |
|-------------------|----------------------|---------------------|----------|-----------|------------|----------|
| 12/13/1981 | Art Monk | vs Baltimore | W | 7 | 148 | 1 |
| 9/30/1962 | Bobby Mitchell | vs St. Louis | W | 7 | 147 | 2 |
| 11/27/1983 | Charlie Brown | vs Philadelphia | W | 7 | 147 | 1 |
| 10/21/1962 | Bobby Mitchell | at Philadelphia | W | 8 | 147 | 2 |
| 12/31/1972 | Charley Taylor | vs Dallas | W | 7 | 146 | 2 |
| 11/19/1939 | Andy Farkas | vs Chi. Cardinals | W | 3 | 145 | 2 |
| 12/11/1966 | Charley Taylor | at Dallas | W | 4 | 145 | 1 |
| 9/11/1988 | Ricky Sanders | vs Pittsburgh | W | 5 | 145 | 1 |
| 11/8/1981 | Virgil Seay | vs Detroit | W | 8 | 145 | 0 |
| 10/29/1989 | Gary Clark | at LA Raiders | L | 8 | 145 | 1 |
| 12/3/1967 | Jerry Smith | vs Philadelphia | T | 9 | 145 | 2 |
| 9/8/2008 | Santana Moss | at Dallas | W | 8 | 145 | 0 |
| 9/21/1986 | Gary Clark | at San Diego | W | 6 | 144 | 1 |
| 10/30/1949 | Harold Crisler | at NY Bulldogs | T | 8 | 144 | 0 |
| 9/17/1967 | Charley Taylor | at Philadelphia | L | 8 | 144 | 0 |
| 12/23/2013 | Pierre Garçon | vs Dallas | L | 11 | 144 | 1 |
| 9/11/1989 | Ricky Sanders | vs NY Giants | L | 6 | 143 | 1 |
| 10/26/1947 | Eddie Saenz | vs Chicago | L | 9 | 143 | 1 |
| 9/15/2013 | Pierre Garçon | at Green Bay | L | 8 | 143 | 1 |
| 10/4/1958 | John Carson | at Chi. Cardinals | L | 8 | 142 | 1 |
| 9/24/1950 | Howie Livingston | at Green Bay | L | 4 | 141 | 2 |
| 10/27/1988 | Ricky Sanders | vs NY Giants | L | 7 | 141 | 2 |
| 10/7/1984 | Art Monk | at Indianapolis | W | 8 | 141 | 3 |
| 12/16/1962 | Dick James | vs Pittsburgh | L | 5 | 140 | 2 |
| 11/20/1983 | Charlie Brown | at LA Rams | W | 8 | 140 | 1 |
| 10/3/1999 | Michael Westbrook | vs Carolina | W | 8 | 140 | 2 |
| 10/26/2008 | Santana Moss | at Detroit | W | 9 | 140 | 1 |
| 11/2/1952 | Hugh Taylor | vs Pittsburgh | L | 4 | 139 | 1 |
| 11/28/1965 | Charley Taylor | vs Dallas | W | 7 | 139 | 1 |
| 10/10/1976 | Frank Grant | vs Kansas City | L | 8 | 138 | 1 |
| 10/1/2006 | Santana Moss | vs Jacksonville | W | 4 | 138 | 3 |
| 9/21/2014 | Pierre Garçon | at Philadelphia | L | 11 | 138 | 1 |
| 9/12/1999 | Albert Connell | vs Dallas | L | 4 | 137 | 1 |
| 1/8/1984 | Charlie Brown | vs San Francisco | W | 5 | 137 | 1 |
| 12/18/1966 | Jerry Smith | vs Philadelphia | L | 7 | 137 | 2 |
| 12/13/1971 | Roy Jefferson | at Los Angeles | W | 8 | 137 | 2 |
| 10/9/1949 | Hugh Taylor | vs NY Giants | L | 4 | 136 | 2 |
| 12/16/1984 | Art Monk | vs St. Louis | W | 11 | 136 | 2 |
| 10/27/2014 | DeSean Jackson | at Dallas | W | 6 | 136 | 0 |
| 12/7/1975 | Frank Grant | at Atlanta | W | 5 | 135 | 1 |
| 9/16/1962 | Bobby Mitchell | at Dallas | T | 6 | 135 | 2 |
| 10/29/1995 | Leslie Shepherd | vs NY Giants | L | 7 | 135 | 0 |
| 11/22/1998 | Michael Westbrook | vs Arizona | L | 10 | 135 | 3 |
| 10/3/1999 | Albert Connell | vs Carolina | W | 5 | 134 | 2 |
| 10/1/1972 | Charley Taylor | at New England | L | 7 | 134 | 2 |
| 9/12/1982 | Art Monk | at Philadelphia | W | 8 | 134 | 1 |
| 9/30/1979 | Danny Buggs | at Atlanta | W | 10 | 134 | 0 |
| 10/20/2013 | Jordan Reed | vs Chicago | W | 9 | 134 | 1 |
| 9/20/1998 | Michael Westbrook | at Seattle | L | 7 | 132 | 2 |
| 11/4/1990 | Gary Clark | at Detroit | W | 8 | 132 | 1 |
| 9/23/1973 | Charley Taylor | at St. Louis | L | 9 | 132 | 1 |
| 11/4/1990 | Ricky Sanders | at Detroit | W | 11 | 132 | 0 |
| 12/17/1989 | Art Monk | at Atlanta | W | 6 | 131 | 2 |
| 9/8/2002 | Rod Gardner | vs Arizona | W | 7 | 131 | 1 |
| 11/18/1990 | Gary Clark | vs New Orleans | W | 8 | 131 | 2 |
| 12/6/1987 | Gary Clark | at St. Louis | W | 5 | 130 | 1 |
| 12/4/1994 | Desmond Howard | at Tampa Bay | L | 5 | 130 | 1 |
| 9/26/1948 | Harold Crisler | vs Pittsburgh | W | 6 | 130 | 0 |
| 11/18/1985 | Art Monk | vs NY Giants | W | 7 | 130 | 0 |
| 11/17/1991 | Art Monk | at Pittsburgh | W | 8 | 130 | 1 |
| 12/7/1986 | Kelvin Bryant | vs NY Giants | L | 13 | 130 | 1 |
| 12/15/1991 | Gary Clark | vs NY Giants | W | 3 | 129 | 2 |
| 12/13/1986 | Art Monk | at Denver | L | 6 | 129 | 1 |
| 15/15/2013 | Pierre Garçon | at Atlanta | L | 7 | 129 | 1 |
| 9/20/1981 | Art Monk | at St. Louis | L | 4 | 128 | 1 |
| 12/4/1988 | Ricky Sanders | at Philadelphia | W | 10 | 128 | 1 |
| 11/10/1940 | Dick Todd | at Brooklyn | L | 7 | 126 | 0 |
| 11/24/1996 | Michael Westbrook | vs San Francisco | L | 7 | 126 | 0 |
| 1/11/1987 | Art Monk | at NY Giants | L | 8 | 126 | 0 |
| 9/26/1971 | Charley Taylor | at NY Giants | W | 6 | 125 | 2 |
| 10/24/1971 | Charley Taylor | at Kansas City | L | 7 | 125 | 2 |

MILESTONE GAMES

| |
|--|
| 12/26/1999.... Michael Westbrook..... at San Francisco W.....7..... 125..... 1 |
| 11/23/1997.... Michael Westbrook..... vs NY Giants..... T.....9..... 125..... 0 |
| 11/9/2003.... Laveranues Coles..... vs Seattle..... W.....5..... 125..... 1 |
| 11/28/1982... Charlie Brown..... vs Philadelphia..... W.....3.....124.....1 |
| 11/27/1966.... Charley Taylor..... vs NY Giants..... W.....6..... 124..... 2 |
| 10/11/1970.... Charley Taylor..... vs Detroit..... W.....6..... 124..... 2 |
| 11/9/1980.... Art Monk..... at Chicago..... L.....8.....124.....0 |
| 11/26/1989.... Gary Clark..... vs Chicago..... W.....8..... 124..... 1 |
| 9/6/1981.... Joe Washington..... vs Dallas..... L.....10..... 124..... 1 |
| 9/26/2010.... Santana Moss..... at St. Louis..... L.....6..... 124..... 1 |
| 9/27/1959.... Bill Anderson..... at Chi. Cardinals..... L.....6..... 123..... 0 |
| 11/2/1986.... Gary Clark..... vs Minnesota..... W.....6..... 123..... 1 |
| 9/27/1981.... Terry Metcalf..... at Philadelphia..... L.....8..... 123..... 0 |
| 11/26/1967.... Charley Taylor..... at Cleveland..... L.....11..... 123..... 2 |
| 12/3/2006.... Santana Moss..... vs Atlanta..... L.....7..... 123..... 1 |
| 12/8/1962.... Leroy Jackson..... at Baltimore..... L.....3.....122.....1 |
| 9/15/1963.... Bobby Mitchell..... at Cleveland..... L.....4..... 122..... 1 |
| 9/24/2000.... Albert Connell..... at NY Giants..... W.....4..... 122..... 0 |
| 12/8/2002.... Derrius Thompson..... vs NY Giants..... L.....6..... 122..... 0 |
| 12/30/1984.... Art Monk..... vs Chicago..... L.....10..... 122..... 0 |
| 10/3/2004.... Laveranues Coles..... at Cleveland..... L.....7..... 122..... 0 |
| 10/22/1950.... Hugh Taylor..... vs Chi. Cardinals..... L.....4..... 121..... 3 |
| 9/15/1968.... Gerry Allen..... at Chicago..... W.....4..... 121..... 1 |
| 10/10/1943.... Wilbur Moore..... vs Brooklyn..... W.....5..... 121..... 2 |
| 11/26/2000.... James Thrash..... vs Philadelphia..... L.....5..... 121..... 1 |
| 11/9/1958.... Jim Podoley..... vs Chi. Cardinals..... W.....5..... 121..... 2 |
| 11/18/2007.... Santana Moss..... at Dallas..... L.....9..... 121..... 1 |
| 11/13/1988.... Craig McEwen..... vs Chicago..... L.....3..... 120..... 0 |
| 12/13/1970.... Jon Henderson..... vs Philadelphia..... W.....6..... 120..... 1 |
| 12/17/1988.... Ricky Sanders..... at Cincinnati..... L.....6..... 120..... 1 |
| 10/8/1961.... Fred Dugan..... at Cleveland..... L.....7..... 120..... 0 |
| 12/15/1974.... Frank Grant..... vs Chicago..... W.....4..... 119..... 0 |
| 11/19/1978.... John McDaniel..... vs St. Louis..... L.....4..... 119..... 1 |
| 11/14/1948.... Harold Crisler..... vs Detroit..... W.....5..... 119..... 0 |
| 11/8/1987.... Gary Clark..... at Philadelphia..... L.....5..... 119..... 1 |
| 10/20/1996.... Henry Ellard..... vs NY Giants..... W.....5..... 119..... 0 |
| 12/11/1983.... Art Monk..... at Dallas..... W.....6..... 119..... 1 |
| 9/18/1966.... Bobby Mitchell..... at St. Louis..... L.....9..... 119..... 1 |
| 11/7/2013.... Pierre Garçon..... at Minnesota..... L.....7..... 119..... 1 |
| 12/7/1947.... Eddie Saenz..... at NY Giants..... L.....7..... 118..... 1 |
| 10/16/1949.... Harold Crisler..... vs NY Bulldogs..... W.....7..... 118..... 3 |
| 12/12/1965.... Bobby Mitchell..... vs NY Giants..... L.....8..... 118..... 1 |
| 12/21/1985... Gary Clark..... at St. Louis..... W.....8.....118.....1 |
| 12/7/1980.... Clarence Harmon..... vs San Diego..... W.....12..... 118..... 0 |
| 9/14/2003.... Rod Gardner..... at Atlanta..... W.....9..... 118..... 1 |
| 10/10/2010.... Santana Moss..... vs Green Bay..... L.....7..... 118..... 0 |
| 10/29/1944.... Joe Aguirre..... vs Chi. Cardinals..... W.....3..... 117..... 2 |
| 11/25/1962.... Dick James..... vs NY Giants..... L.....5..... 117..... 2 |
| 9/24/1937.... Wayne Millner..... vs Chi. Cardinals..... L.....7..... 117..... 0 |
| 11/29/1964.... Preston Carpenter..... vs NY Giants..... W.....7..... 117..... 1 |
| 9/21/2014.... DeSean Jackson..... at Philadelphia..... L.....5..... 117..... 1 |
| 11/28/1968.... Jerry Smith..... at Dallas..... L.....6..... 116..... 1 |
| 12/13/1998.... Albert Connell..... at Carolina..... W.....8..... 116..... 1 |
| 12/1/1985.... Gary Clark..... vs San Francisco..... L.....10.....116.....0 |
| 10/9/2005.... Santana Moss..... at Denver..... L.....8..... 116..... 0 |
| 9/13/1964.... Bobby Mitchell..... vs Cleveland..... L.....4..... 115..... 0 |
| 11/29/1984.... Calvin Muhammad..... at Minnesota..... W.....5..... 115..... 1 |
| 12/30/2007.... Santana Moss..... vs Dallas..... W.....8..... 115..... 1 |
| 11/20/2011.... Jabar Gaffney..... vs Dallas..... L.....7..... 115..... 1 |
| 10/12/2014.... DeSean Jackson..... at Arizona..... L.....3..... 115..... 1 |
| 11/17/1968.... Charley Taylor..... vs Dallas..... L.....5..... 114..... 2 |
| 10/15/1967.... Bobby Mitchell..... at Atlanta..... T.....6..... 114..... 1 |
| 9/24/1989.... Art Monk..... at Dallas..... W.....6..... 114..... 0 |
| 1/26/1992.... Gary Clark..... vs Buffalo..... W.....7..... 114..... 1 |
| 12/20/1992.... Ricky Sanders..... at Philadelphia..... L.....7..... 114..... 1 |
| 12/2/1962.... Bobby Mitchell..... vs Philadelphia..... L.....8..... 114..... 0 |
| 10/2/1953.... Hugh Taylor..... at Philadelphia..... T.....4..... 113..... 2 |
| 11/8/1964.... Bobby Mitchell..... at Cleveland..... L.....7..... 113..... 2 |
| 1/26/1992.... Art Monk..... vs Buffalo..... W.....7..... 113..... 0 |
| 11/30/1947.... Bob Nussbaumer..... at Boston..... L.....8..... 113..... 1 |
| 10/15/1939.... Andy Farkas..... vs Pittsburgh..... W.....3..... 112..... 1 |

| |
|--|
| 10/13/1963.... Bobby Mitchell..... vs Philadelphia..... L.....3..... 112..... 2 |
| 10/22/1995.... Henry Ellard..... vs Detroit..... W.....6..... 112..... 1 |
| 11/29/1987.... Gary Clark..... vs NY Giants..... W.....7..... 112..... 1 |
| 10/23/2005.... Santana Moss..... vs San Francisco..... W.....5..... 112..... 1 |
| 10/19/1952.... Hugh Taylor..... at Pittsburgh..... W.....3..... 111..... 2 |
| 10/3/1949.... Hugh Taylor..... at Pittsburgh..... W.....5..... 111..... 2 |
| 11/18/1979.... Danny Buggs..... vs Dallas..... W.....5..... 111..... 0 |
| 10/29/1995.... Henry Ellard..... vs NY Giants..... L.....6..... 111..... 0 |
| 10/13/1974.... Roy Jefferson..... vs Miami..... W.....7..... 111..... 1 |
| 10/2/1954.... Hugh Taylor..... at Pittsburgh..... L.....8..... 111..... 0 |
| 11/6/1966.... Charley Taylor..... at Baltimore..... L.....8..... 111..... 1 |
| 12/18/2004.... Rod Gardner..... at San Francisco..... W.....6..... 111..... 0 |
| 12/16/1984.... Calvin Muhammad..... vs St. Louis..... W.....5..... 110..... 0 |
| 10/8/1995.... Henry Ellard..... at Philadelphia..... L.....5..... 110..... 2 |
| 11/23/1969.... Charlie Harraway..... vs Atlanta..... W.....6..... 110..... 1 |
| 1/8/1983.... Alvin Garrett..... vs Detroit..... W.....6..... 110..... 3 |
| 11/29/1998.... Stephen Davis..... at Oakland..... W.....7..... 110..... 1 |
| 10/17/1999.... Albert Connell..... at Arizona..... W.....8..... 110..... 0 |
| 10/12/1969.... Bob Long..... vs St. Louis..... W.....9..... 110..... 0 |
| 1/3/2010.... Malcolm Kelly..... at San Diego..... L.....5..... 109..... 0 |
| 11/21/1948.... Harold Crisler..... at Philadelphia..... L.....2..... 109..... 2 |
| 11/9/1975.... Frank Grant..... at NY Giants..... W.....2..... 109..... 1 |
| 11/29/1970.... Walt Roberts..... vs NY Giants..... L.....4..... 109..... 1 |
| 9/14/1998.... Michael Westbrook..... vs San Francisco..... L.....5..... 109..... 0 |
| 10/30/1949.... Hugh Taylor..... at NY Bulldogs..... T.....6..... 109..... 1 |
| 12/8/1985.... Art Monk..... at Philadelphia..... W.....7..... 109..... 0 |
| 10/5/2008.... Chris Cooley..... at Philadelphia..... W.....8..... 109..... 1 |
| 9/9/2012.... Pierre Garçon..... at New Orleans..... W.....4..... 109..... 2 |
| 12/26/1943.... Wilbur Moore..... at Chicago..... L.....5..... 108..... 0 |
| 12/6/1959.... Bill Anderson..... vs Philadelphia..... L.....5..... 108..... 1 |
| 12/5/1999.... Michael Westbrook..... at Detroit..... L.....5..... 108..... 1 |
| 10/23/1994.... Henry Ellard..... at Indianapolis..... W.....6..... 108..... 0 |
| 10/19/1987... Craig McEwen..... at Dallas..... W.....7.....108.....0 |
| 11/23/1969.... Bob Long..... vs Atlanta..... W.....10..... 108..... 0 |
| 11/22/1964.... Angelo Coia..... vs Dallas..... W.....6..... 107..... 1 |
| 9/1/1991.... Gary Clark..... vs Detroit..... W.....6..... 107..... 1 |
| 12/8/1962.... Bobby Mitchell..... at Baltimore..... L.....7..... 107..... 0 |
| 11/20/1994.... Desmond Howard..... at Dallas..... L.....7..... 107..... 1 |
| 11/22/1998.... Leslie Shepherd..... vs Arizona..... L.....7..... 107..... 1 |
| 10/4/1959.... Bill Anderson..... at Pittsburgh..... W.....3..... 106..... 1 |
| 11/3/1940.... James Johnston..... vs Pittsburgh..... W.....4..... 106..... 2 |
| 11/2/1958.... Joe Walton..... at Pittsburgh..... L.....4..... 106..... 1 |
| 10/4/1992.... Gary Clark..... at Phoenix..... L.....4..... 106..... 0 |
| 12/12/1954.... Hugh Taylor..... vs Chi. Cardinals..... W.....5..... 106..... 3 |
| 9/28/1975.... Roy Jefferson..... vs NY Giants..... W.....5..... 106..... 2 |
| 12/26/1999.... Albert Connell..... at San Francisco..... W.....5..... 106..... 0 |
| 11/26/1967.... Bobby Mitchell..... at Cleveland..... L.....6..... 106..... 1 |
| 11/3/1985.... Art Monk..... at Atlanta..... W.....6..... 106..... 1 |
| 10/1/1967.... Charley Taylor..... vs NY Giants..... W.....7..... 106..... 0 |
| 9/20/1981.... Ricky Thompson..... at St. Louis..... L.....7..... 106..... 2 |
| 10/31/1983.... Art Monk..... at San Diego..... W.....7..... 106..... 0 |
| 9/16/1990.... Gary Clark..... at San Francisco..... L.....7..... 106..... 0 |
| 10/13/1991.... Art Monk..... vs Cleveland..... W.....7..... 106..... 1 |
| 9/4/2003.... Laveranues Coles..... vs NY Jets..... W.....5..... 106..... 0 |
| 11/13/2011... Leonard Hankerson... at Miami..... L.....8.....106.....0 |
| 11/21/2010.... Santana Moss..... at Tennessee..... W.....6..... 106..... 1 |
| 12/3/2012.... Pierre Garçon..... vs NY Giants..... W.....8..... 106..... 1 |
| 12/14/1958... Bill Anderson..... vs Philadelphia..... W.....3.....105.....1 |
| 10/9/1966.... Charley Taylor..... vs Atlanta..... W.....3..... 105..... 1 |
| 12/16/1973.... Larry Brown..... vs Philadelphia..... W.....3..... 105..... 3 |
| 10/17/1983.... Art Monk..... at Green Bay..... L.....5..... 105..... 0 |
| 11/2/1975.... Frank Grant..... vs Dallas..... W.....6..... 105..... 1 |
| 11/11/1984.... Calvin Muhammad..... vs Detroit..... W.....7..... 105..... 0 |
| 9/4/1994.... Henry Ellard..... vs Seattle..... L.....7..... 105..... 0 |
| 9/21/2003.... Laveranues Coles..... vs NY Giants..... L.....7..... 105..... 0 |
| 10/14/2007.... Chris Cooley..... at Green Bay..... L.....9..... 105..... 1 |
| 9/11/2011.... Fred Davis..... vs NY Giants..... W.....5..... 105..... 0 |
| 11/6/2011... Roy Helu, Jr..... vs San Francisco..... L.....14.....105.....0 |
| 11/18/2001.... Michael Westbrook..... at Denver..... W.....9..... 104..... 1 |
| 10/13/1957... Jim Podoley..... vs NY Giants..... L.....3.....104.....1 |
| 12/11/1988.... Terry Orr..... vs Dallas..... L.....3..... 104..... 1 |

MILESTONE GAMES

| |
|--|
| 9/27/1998..... Michael Westbrook..... vs DenverL.....3..... 104 1 |
| 10/28/1984.... Art Monk at NY GiantsL.....4..... 104 0 |
| 10/6/1957..... John Carson at Cardinals.....W5..... 104 1 |
| 10/14/1984... Calvin Muhammad..... vs DallasW5..... 104 1 |
| 12/13/1981 ...Virgil Seayvs Baltimore..... W 7.....104..... 1 |
| 10/4/1970..... Jerry Smith..... at Philadelphia..... W8..... 104 1 |
| 11/25/1984.... Art Monk vs Buffalo.....W11..... 104 1 |
| 10/31/1948... Tom Farmer vs BostonW5..... 103 0 |
| 11/12/1967... Bobby Mitchell..... vs San Francisco.....W5..... 103 0 |
| 11/10/1985.... Art Monk vs DallasL5..... 103 0 |
| 9/28/1986.... Art Monk vs Seattle.....W5..... 103 0 |
| 11/18/1945 ...Steve Bagarus.....vs Chicago..... W 6.....103..... 1 |
| 11/23/1947 ...Paul McKee.....vs Chi. Cardinals W 7.....103..... 2 |
| 12/8/1968..... Jerry Smith..... vs Cleveland.....L7..... 103 1 |
| 12/11/1988.... Art Monk vs DallasL7..... 103 0 |
| 12/30/2006... Santana Moss..... vs NY Giants.....L6..... 103 1 |
| 10/1/1950..... Hugh Taylor..... vs Pittsburgh.....L4..... 102 1 |
| 10/26/1947 ...Joe Duckworth.....vs Chicago..... L 5.....102..... 2 |
| 11/2/1986..... Art Monk vs Minnesota.....W6..... 102 1 |
| 11/5/2000..... James Thrash at Arizona.....L6..... 102 0 |
| 10/22/1967... Jerry Smith..... at Los Angeles.....T7..... 102 3 |
| 10/19/1970... Charley Taylor..... at Oakland.....L7..... 102 1 |
| 11/26/1967... A.D. Whitfield..... at Cleveland.....L8..... 102 0 |
| 9/13/1987..... Gary Clark vs Philadelphia.....W8..... 102 0 |
| 10/8/1989..... Art Monk vs Phoenix.....W8..... 102 1 |
| 10/13/1940... Dick Todd vs Chi. Cardinals.....W2..... 101 1 |
| 9/11/1989..... Gary Clark vs NY Giants.....L6..... 101 0 |
| 10/31/1983... Charlie Brown at San Diego.....W8..... 101 0 |
| 11/12/1967... Jerry Smith..... vs San Francisco.....W9..... 101 2 |
| 9/5/1983..... Alvin Garrett vs DallasL10..... 101 0 |
| 12/6/2009.... Devin Thomas vs New OrleansL7..... 100 2 |
| 11/15/1953... Hugh Taylor..... vs Chicago.....L2..... 100 1 |
| 10/31/1943... Joe Aguirre..... at BrooklynW4..... 100 2 |
| 11/3/1963..... Bobby Mitchell..... at Dallas.....L5..... 100 0 |
| 11/15/1970... Charley Taylor..... at NY Giants.....L5..... 100 1 |
| 10/13/1957... John Carson vs NY Giants.....L6..... 100 1 |
| 10/22/1972... Larry Brown vs DallasW7..... 100 1 |
| 12/5/1982.... Art Monk vs DallasL7..... 100 0 |
| 9/7/1986..... Gary Clark vs Philadelphia.....W7..... 100 0 |
| 1/9/1993..... Gary Clark at San FranciscoL7..... 100 0 |
| 11/10/2002... Rod Gardner..... at Jacksonville.....L7..... 100 1 |
| 10/7/2007.... Antwaan Randle El..... vs Detroit.....W7..... 100 0 |
| 12/19/2010... Anthony Armstrong... at Dallas.....L5..... 100 0 |

Rookies **bolded**

NO. OF 100-YARD RECEIVING GAMES

| Rank... Player..... Games | |
|----------------------------------|----------------------------------|
| 1 Art Monk36 | 25 Leslie Shepherd2 |
| 2 Gary Clark28 | 25 Steve Bagarus.....2 |
| 3 Bobby Mitchell.....23 | 25 Virgil Seay2 |
| 4 Charley Taylor22 | 25 Wayne Millner.....2 |
| 5 Santana Moss.....17 | 44 A.D. Whitfield1 |
| 6 Hugh Taylor.....15 | 43 Angelo Coia1 |
| 7 Michael Westbrook.....12 | 43 Anthony Allen.....1 |
| 8 Ricky Sanders11 | 43 Anthony Armstrong.....1 |
| 9 Henry Ellard.....10 | 43 Bob Nussbaumer.....1 |
| 10 Pierre Garçon8 | 43 Charlie Harraway.....1 |
| 10 Charlie Brown8 | 43 Clarence Harmon1 |
| 12 Albert Connell.....7 | 43 Derrius Thompson1 |
| 12 Jerry Smith.....7 | 43 Devin Thomas1 |
| 14 Frank Grant.....6 | 43 Fred Davis1 |
| 14 Rod Gardner.....6 | 43 Gerry Allen1 |
| 16 Bill Anderson5 | 43 Howie Livingston.....1 |
| 16 Harold Crisler.....5 | 43 Jabar Gaffney1 |
| 16 Laveranues Coles5 | 43 James Johnston.....1 |
| 19 Calvin Muhammad.....4 | 43 Joe Duckworth1 |
| 19 DeSean Jackson.....4 | 43 Joe Walton1 |
| 21 Dick Todd3 | 43 Joe Washington1 |
| 21 John Carson.....3 | 43 John McDaniel1 |
| 21 Roy Jefferson.....3 | 43 Jon Henderson1 |
| 21 Wilbur Moore.....3 | 43 Jordan Reed1 |
| 25 Alvin Garrett2 | 43 Kelvin Bryant.....1 |
| 25 Andy Farkas.....2 | 43 Leonard Hankerson.....1 |
| 25 Antwaan Randle El.....2 | 43 Leroy Jackson1 |
| 25 Bob Long.....2 | 43 Malcolm Kelly1 |
| 25 Chris Cooley.....2 | 43 Paul McKee.....1 |
| 25 Craig McEwen.....2 | 43 Preston Carpenter.....1 |
| 25 Danny Buggs2 | 43 Ricky Thompson1 |
| 25 Desmond Howard2 | 43 Roy Helu1 |
| 25 Dick James2 | 43 Stephen Davis.....1 |
| 25 Eddie Saenz.....2 | 43 Terry Metcalf1 |
| 25 Fred Dugan.....2 | 43 Terry Orr.....1 |
| 25 James Thrash2 | 43 Tom Farmer.....1 |
| 25 Jim Podoley.....2 | 43 Walt Roberts.....1 |
| 25 Joe Aguirre.....2 | NO. OF PLAYERS 76 |
| 25 Larry Brown2 | TOTAL GAMES..... 321 |

Record when at least one Redskin registers 100 or more receiving yards:
149-130-9

Record when only one Redskin registers 100 or more receiving yards:
132-117-7

Record when only two Redskins register 100 or more receiving yards:
16-12-2

Record when three Redskins register 100 or more receiving yards:
1-1

Record when at least one Redskin registers 150 or more receiving yards:
36-25-2

Record when at least one Redskin registers 200 or more receiving yards:
7-4

TEAM RECORDS

*Asterisks indicate NFL records

CHAMPIONSHIPS

League Championships

5 1937, 42, 82, 87, 91

NFC Championships

5 1972, 82-83, 87, 91

Division Championships

14 1936-37, 40, 42-43, 45, 72, 82-84, 87, 91, 99, 2012

GAMES WON

Most Consecutive Games Won

14 1942-43 (includes playoffs)

11 1991

11 1983 (includes playoffs)

Most Consecutive Games Without Defeat

17 (16 wins, 1 tie) 1942-43 (includes playoffs)

11 (all wins) 1991

11 (all wins) 1983 (includes playoffs)

Most Games Won, Season

14 1983

14 1991

12 1986

Most Games Won, Season (Including Playoffs)

17 1991

16 1983

14 1997

14 1986

Most Consecutive Games Won, Season

11 1991

9 1983

9 1972

Most Consecutive Games Won, Start of Season

11 1991

7 1940

5 1986

5 1971

Most Consecutive Games Won, End of Season

9 1942

9 1983

7 2012

Most Consecutive Games Without Defeat, Start of Season

11 (all wins) 1991

7 (6 wins, 1 tie) 1943

7 (all wins) 1940

Most Consecutive Games Without Defeat, End of Season

9 (all wins) 1983

9 (all wins) 1942

7 (all wins) 2012

Most Consecutive Home Games Won

11 1939-40

11 1990-91

10 1974-75

Most Consecutive Home Games Without Defeat

14 (won 2, tied 1, won 11) 1938-40

11 (all wins) 1990-91

10 (all wins) 1974-75

Most Consecutive Road Games Won

9 1981-83

7 1991

7 1985-86

7 1942-43

Most Consecutive Road Games Without Defeat

9 (all wins) 1981-83

8 (7 wins, 1 tie) 1942-43

7 Three times (Last: 1991)

Most Shutout Games Won or Tied, Season

4 (all wins) 1934

3 Four times (Last: 1991)

Most Consecutive Shutout Games Won or Tied

2 Multiple times (Last: 12/23/89 and 09/09/90)

Largest Margin of Victory

45 vs Lions 09/01/91

44 vs Rams 01/01/84

42 vs Bears 12/15/74

42 vs Dodgers 11/21/39

Overtime Games, Played, Season

4 2010

3 Two times (Last: 1999)

Overtime Games, Won, Season

3 2010

2 Two times (Last: 2007)

GAMES LOST

Most Consecutive Games Lost

17 1960-61

9 2013-14

8 1950

8 1935

Most Consecutive Games Without Victory

23 (20 losses, 3 ties) 1960-61

9 (all losses) 2013-14

8 (all losses) 1950

8 (all losses) 1935

Most Games Lost, Season

13 2013

13 1994

12 2009

12 1993

12 1961

TEAM RECORDS

Most Consecutive Games Lost, Season

| | |
|---|------|
| 9 | 1961 |
| 8 | 2013 |
| 8 | 1950 |
| 8 | 1935 |

Most Consecutive Games Lost, Start of Season

| | |
|---|--------------------------|
| 9 | 1961 |
| 7 | 1998 |
| 5 | Three times (Last: 1981) |

Most Consecutive Games Lost, End of Season

| | |
|---|--------------------------|
| 8 | 2013 |
| 8 | 1960 |
| 5 | Three times (Last: 1978) |

Most Consecutive Games Without Victory, Season

| | |
|----|-------------------------------|
| 13 | (lost 9, tied 1, lost 3) 1961 |
| 8 | (all losses) 2013 |
| 8 | (all losses) 1950 |
| 8 | (all losses) 1935 |

Most Consecutive Games Without Victory, Start of Season

| | |
|----|-------------------------------|
| 13 | (lost 9, tied 1, lost 3) 1961 |
| 7 | (all losses) 1998 |
| 5 | Multiple times (Last: 2001) |

Most Consecutive Games Without Victory, End of Season

| | |
|---|--------------------------|
| 8 | 2013 |
| 8 | 1960 |
| 5 | Three times (Last: 1978) |

Most Consecutive Home Games Lost

| | |
|----|---------|
| 10 | 1960-61 |
| 9 | 1993-94 |
| 8 | 2011-12 |
| 8 | 1963-64 |

Most Consecutive Home Games Without Victory

| | |
|----|---------|
| 11 | 1960-61 |
| 9 | 1993-94 |
| 8 | 2011-12 |
| 8 | 1963-64 |

Most Consecutive Road Games Lost

| | |
|---|---------|
| 9 | 2008-09 |
| 9 | 1960-61 |
| 9 | 2013-14 |
| 8 | 1947-48 |

Most Consecutive Road Games Without Victory

| | |
|----|---------|
| 18 | 1959-62 |
| 9 | 2008-09 |
| 8 | 1947-48 |

Most Shutout Games Lost or Tied, Season

| | |
|---|------------------------|
| 5 | (4 losses, 1 tie) 1933 |
| 5 | (4 losses, 1 tie) 1932 |
| 4 | (3 losses, 1 tie) 1935 |
| 4 | (all losses) 1934 |

Most Consecutive Shutout Games Lost or Tied

| | |
|---|-----------------------------|
| 2 | Multiple times (Last: 1961) |
|---|-----------------------------|

Largest Margin of Defeat

| | | |
|----|-----------|----------|
| 73 | vs Bears | 12/08/40 |
| 59 | vs Browns | 11/07/54 |
| 53 | vs Giants | 11/05/61 |

TIE GAMES

Most Tie Games, Season

| | |
|---|------------------------|
| 3 | 1967 |
| 2 | Six times (Last: 1969) |

Most Consecutive Tie Games

| | |
|---|--|
| 2 | Multiple times (Last: 10/15/67 and 10/22/67) |
|---|--|

SCORING

Seasons Leading League, Scoring

| | |
|---|------------------|
| 3 | 1940, 1983, 1991 |
|---|------------------|

Most Consecutive Seasons Leading League, Scoring

| | |
|---|------------------|
| 1 | 1940, 1983, 1991 |
|---|------------------|

POINTS

Most Points, Season

| | |
|-----|------|
| 541 | 1983 |
| 485 | 1991 |
| 443 | 1999 |

Fewest Points, Season

| | |
|-----|------|
| 55 | 1932 |
| 65 | 1935 |
| 103 | 1933 |

Most Points, Game

| | | |
|-----|------------|----------|
| 72* | vs Giants | 11/27/66 |
| 59 | vs Yanks | 10/31/48 |
| 56 | vs Falcons | 11/10/91 |

Most Points, Both Teams, Game

| | | |
|------|-------------------------------|----------|
| 113* | Redskins (72) vs Giants (41) | 11/27/66 |
| 95 | Redskins (47) vs Packers (48) | 10/17/83 |
| 87 | Redskins (42) vs Cards (45) | 11/22/98 |
| 87 | Redskins (42) vs Eagles (45) | 09/28/47 |

Fewest Points, Both Teams, Game

| | |
|---|---------------------------------------|
| 0 | Four times (Last: vs Giants 10/01/39) |
|---|---------------------------------------|

Most Points, Shutout Victory Game

| | | |
|----|------------|----------|
| 45 | vs. Lions | 09/01/91 |
| 42 | vs. Bears | 12/15/74 |
| 42 | vs Dodgers | 11/12/39 |

Most Consecutive Games Scoring

| | |
|-----|---------|
| 128 | 1961-70 |
| 117 | 1986-93 |
| 116 | 1980-86 |

Fewest Points, Shutout Victory, Game

| | | |
|---|---------------------------------------|----------|
| 3 | vs Dodgers | 10/05/41 |
| 6 | vs Eagles | 10/21/34 |
| 7 | Five times (Last: vs 49ers, 11/13/55) | |

TEAM RECORDS

Most Points Overcome to Win Game

| | | |
|----|---|----------|
| 21 | vs Panthers (trailed 0-21, won 38-36) | 10/03/99 |
| 21 | vs Lions (trailed 35-13, won 41-38 in overtime) | 11/04/90 |
| 21 | vs Cowboys (trailed 0-21, won 34-31) | 11/28/65 |
| 18 | vs Chargers (trailed 21-3, won 30-27) | 09/21/86 |
| 18 | vs Giants (trailed 3-21, won 27-24) | 12/02/73 |

Most Points Overcome to Tie Game

| | | |
|----|---------------------------------------|----------|
| 21 | vs Eagles (trailed 14-35, tied 35-35) | 12/03/67 |
|----|---------------------------------------|----------|

Most Points, One Half

| | | |
|----|--------------------|----------|
| 43 | vs Lions (2nd) | 11/14/48 |
| 38 | vs Rams (1st) | 01/01/84 |
| 38 | vs Giants (2nd) | 11/27/66 |
| 38 | vs Cardinals (1st) | 11/09/58 |

Most Points, Both Teams, One Half

| | | |
|----|--------------------------------------|----------|
| 65 | Redskins (38) vs Giants (27), 2nd | 11/27/66 |
| 55 | Redskins (13) vs Bears (42), 2nd | 10/26/47 |
| 52 | Redskins (14) vs Broncos (38), 2nd | 10/27/13 |
| 52 | Redskins (28) vs Panthers (24), 1st | 10/03/99 |
| 52 | Redskins (31) vs Eagles (21), 2nd | 10/01/55 |
| 52 | Redskins (14) vs Cardinals (38), 1st | 10/22/50 |

Most Points, One Quarter

| | | |
|----|------------------|-----------------------------|
| 35 | vs Broncos (2nd) | 01/31/88 |
| 28 | Multiple times | (Last: vs Dallas, 11/22/12) |

Most Points, Each Quarter

| | | |
|--------|------------|-----------------------------|
| Q1: 21 | Four times | (Last: at Giants, 09/19/99) |
| Q2: 35 | vs Broncos | 01/31/88 |
| Q3: 28 | at Eagles | 10/01/55 |
| Q4: 27 | vs Lions | 11/14/48 |

Most Points, Both Teams, Each Quarter

| | | |
|--------|------------------------------|-----------------------------------|
| Q1: 28 | Multiple times | (Last: vs Eagles, 0-28, 11/15/10) |
| Q2: 42 | Redskins (21) vs Eagles (21) | 11/27/83 |
| Q3: 42 | Redskins (28) vs Eagles (14) | 10/01/55 |
| Q4: 37 | Redskins (24) vs Giants (13) | 11/27/66 |

Most Points, Both Teams, One Quarter

| | | |
|----|------------------------------------|----------|
| 42 | Redskins (21) vs Eagles (21), 2nd | 11/27/83 |
| 42 | Redskins (28) vs Eagles (14), 3rd | 10/01/55 |
| 38 | Redskins (17) vs Falcons (21), 2nd | 09/14/03 |

TOUCHDOWNS

Seasons Leading League, Touchdowns

| | |
|---|----------|
| 2 | 1940, 83 |
|---|----------|

Most Touchdowns, Season

| | |
|----|------|
| 63 | 1983 |
| 56 | 1991 |
| 54 | 1999 |
| 52 | 2012 |

Fewest Touchdowns, Season

| | |
|----|------|
| 8 | 1932 |
| 9 | 1935 |
| 14 | 1933 |

Most Touchdowns, Game

| | | |
|-----|-----------|----------|
| 10* | vs Giants | 11/27/66 |
|-----|-----------|----------|

| | | |
|---|------------|----------|
| 8 | vs Falcons | 11/10/91 |
| 8 | vs Yanks | 10/31/48 |

Most Touchdowns, Both Teams, Game

| | | |
|-----|-----------------------------|----------|
| 16* | Redskins (10) vs Giants (6) | 11/27/66 |
| 12 | Redskins (4) vs Eagles (8) | 11/15/10 |
| 12 | Redskins (6) vs Eagles (6) | 09/28/47 |

Most Consecutive Games Scoring Touchdowns

| | |
|----|---------|
| 86 | 1995-00 |
|----|---------|

POINTS AFTER TOUCHDOWN

Most (One-Point) PATs, Season

| | |
|----|------|
| 62 | 1983 |
| 56 | 1991 |
| 50 | 2012 |

Fewest (One-Point) PATs, Season

| | |
|----|------|
| 8 | 1934 |
| 12 | 1938 |
| 13 | 1933 |

Most (One-Point) PATs, Game

| | | |
|---|------------|----------|
| 9 | vs Giants | 11/27/66 |
| 8 | vs Falcons | 11/10/91 |
| 8 | vs Yanks | 10/31/48 |

Most (One-Point) PATs, Both Teams, Game

| | | |
|----|----------------------------|----------|
| 14 | Redskins (9) vs Giants (5) | 11/27/66 |
|----|----------------------------|----------|

Most Two-Point Conversions, Season

| | |
|---|------------------------|
| 3 | 1994 |
| 2 | Six times (Last: 2010) |

Most Two-Point Conversions, Game

| | | |
|---|------------------|----------|
| 2 | vs Philadelphia | 11/17/13 |
| 2 | vs Dallas | 12/19/10 |
| 2 | vs San Francisco | 11/06/94 |

Most Two-Point Conversions, Both Teams, Game

| | | |
|---|----------------|-----------------------------------|
| 2 | Multiple times | (Last: vs Philadelphia, 11/17/13) |
|---|----------------|-----------------------------------|

FIELD GOALS

Seasons Leading League, Field Goals

| | |
|---|------------|
| 8 | Last: 1992 |
|---|------------|

Most Consecutive Seasons Leading League, Field Goals

| | |
|---|---------|
| 2 | 1976-77 |
|---|---------|

Most Field Goals Attempted, Season

| | |
|-----|------|
| 49* | 1971 |
| 47 | 1983 |
| 43 | 1991 |

Fewest Field Goals Attempted, Season

| | |
|---|------|
| 5 | 1940 |
| 7 | 1949 |
| 7 | 1948 |
| 7 | 1943 |

TEAM RECORDS

Most Field Goals Attempted, Game

| | | |
|---|----------------|-----------------------------|
| 7 | vs Oilers | 10/10/71 |
| 6 | Multiple times | (Last: vs Titans, 11/21/10) |

Most Field Goal Attempts, Both Teams, Game

| | | |
|-----|----------------------------|----------|
| 11* | Redskins (6) vs Giants (5) | 11/14/76 |
| 11* | Redskins (6) vs Bears (5) | 11/14/71 |
| 10 | Redskins (7) vs Oilers (3) | 10/10/71 |

Most Field Goals, Season

| | |
|----|------|
| 33 | 1983 |
| 31 | 2011 |
| 31 | 1991 |

Fewest Field Goals, Season

| | |
|---|------|
| 0 | 1935 |
| 0 | 1932 |

Most Field Goals, Game

| | | |
|---|----------------|---------------------------|
| 5 | Multiple times | (Last: vs Jets, 11/04/07) |
|---|----------------|---------------------------|

Most Field Goals, Both Teams, Game

| | | |
|---|-----------------------------|----------|
| 9 | Redskins (3) vs Cowboys (6) | 09/26/11 |
| 8 | Redskins (3) vs Bills (5) | 12/02/07 |
| 8 | Redskins (5) vs Bears (3) | 11/14/71 |

Most Consecutive Games, Scoring Field Goals

| | |
|----|---------|
| 28 | 1988-90 |
|----|---------|

SAFETIES

Most Safeties, Season

| | | |
|---|----------------|--------------|
| 3 | 1989 | |
| 2 | Multiple times | (Last: 2007) |

Most Safeties, Game

| | | |
|---|----------------|------------------------------|
| 1 | Multiple times | (Last: vs Vikings, 12/23/07) |
|---|----------------|------------------------------|

Most Safeties Allowed, Game

| | | |
|---|-----------|----------|
| 2 | vs Giants | 11/05/61 |
|---|-----------|----------|

FIRST DOWNS

Seasons Leading League, First Downs

| | |
|---|------|
| 1 | 1999 |
|---|------|

Most First Downs, Season

| | |
|-----|------|
| 353 | 1983 |
| 341 | 2012 |
| 339 | 1984 |

Fewest First Downs, Season

| | |
|-----|------|
| 95 | 1935 |
| 112 | 1943 |
| 133 | 1944 |

Most First Downs, Game

| | | |
|-----|----------------------------------|----------|
| 39* | vs Lions (14 rush/25 pass) | 11/04/90 |
| 35 | vs Bears (9 rush/22 pass/4 pen) | 1/26/89 |
| 33 | vs Packers (12 rush/21 pass) | 10/17/83 |
| 33 | vs Browns (9 rush/22 pass/2 pen) | 11/26/67 |

Fewest First Downs, Game

| | | |
|---|---------------------------------|----------|
| 4 | vs Browns (2 rush/1 pass/1 pen) | 11/07/54 |
|---|---------------------------------|----------|

Most First Downs, Both Teams, Game

| | | |
|----|---------------------------------|----------|
| 57 | Redskins (25) vs Cardinals (32) | 11/10/96 |
| 56 | Redskins (31) vs Cardinals (25) | 11/22/98 |
| 56 | Redskins (33) vs Packers (23) | 10/17/83 |
| 55 | Redskins (25) vs Cowboys (30) | 09/12/99 |

Fewest First Downs, Both Teams, Game

| | | |
|----|----------------------------|----------|
| 10 | Redskins (6) vs Giants (4) | 12/11/60 |
|----|----------------------------|----------|

Most First Downs, Rushing, Season

| | |
|-----|------|
| 165 | 1983 |
| 154 | 1984 |
| 147 | 1985 |

Fewest First Downs, Rushing, Season

| | |
|----|------|
| 55 | 1961 |
| 55 | 1943 |
| 59 | 1962 |
| 59 | 1944 |

Most First Downs, Rushing, Game

| | | |
|----|------------|----------|
| 17 | vs Cowboys | 12/30/12 |
| 15 | vs Bengals | 09/23/12 |
| 15 | vs Texans | 11/10/96 |
| 15 | vs Colts | 10/27/96 |

Fewest First Downs, Rushing, Game

| | | |
|---|----------------|--------------------------------|
| 0 | at Bills | 10/30/11 |
| 0 | vs Giants | 12/13/97 |
| 0 | vs Cowboys | 09/06/81 |
| 0 | vs Dolphins | 10/13/74 |
| 0 | vs Saints | 10/28/73 |
| 1 | Multiple times | (Last: at Cardinals, 10/12/14) |

Most First Downs, Rushing, Both Teams, Game

| | | |
|-----|------------------------------|----------|
| 36* | Redskins (11) vs Eagles (25) | 12/02/51 |
| 31 | Redskins (13) vs Lions (18) | 09/30/51 |

Fewest First Downs, Rushing, Both Teams, Game (since 1991)

| | | |
|---|-------------------------------|----------|
| 4 | Redskins (2) vs Cowboys (2) | 12/30/07 |
| 4 | Redskins (1) at Cardinals (3) | 10/12/14 |
| 5 | Redskins (0) vs Bills (5) | 10/30/11 |
| 5 | Redskins (3) vs Cowboys (2) | 09/26/11 |
| 5 | Redskins (2) vs Eagles (3) | 10/26/09 |

Most First Downs, Passing, Season

| | |
|-----|------|
| 217 | 1989 |
| 204 | 2011 |
| 202 | 1988 |

Fewest First Downs, Passing, Season

| | |
|----|------|
| 49 | 1943 |
| 62 | 1951 |
| 64 | 1941 |

Most First Downs, Passing, Game

| | | |
|----|-----------|----------|
| 25 | vs Lions | 11/04/90 |
| 23 | vs Titans | 11/21/10 |
| 22 | vs Bears | 11/26/89 |

TEAM RECORDS

22 vs Browns 11/26/67

Fewest First Downs, Passing, Game

2 vs Cardinals 09/19/71

Most First Downs, Passing, Both Teams, Game

40 Redskins (17) vs Texans (23) 09/19/10

39 Redskins (21) vs Lions (18) 09/22/13

38 Redskins (21) vs Packers (17) 10/17/83

Fewest First Downs, Passing, Both Teams, Game (since 1991)

8 Redskins (3) vs Cowboys (5) 12/14/03

9 Redskins (7) vs Eagles (2) 11/25/11

10 Three times (Last: vs Bears, 10/17/04)

Most First Downs, Penalty, Season

34 1999

31 2002

29 2011

29 2010

29 1987

Fewest First Downs, Penalty, Season

4 1944

6 1945

7 1964

Most First Downs, Penalty, Game

6 vs Packers 10/20/02

6 vs Eagles 11/26/00

6 vs Packers 10/17/83

6 vs 49ers 11/12/67

Fewest First Downs, Penalty, Game

0 Multiple times (Last: at Cowboys 10/27/14)

Most First Downs, Penalty, Both Teams, Game

12 Redskins (4) vs Cowboys (8) 12/26/93

10 Redskins (6) vs Packers (4) 10/20/02

Fewest First Downs, Penalty, Both Teams, Game

0 Multiple times (Last: vs 49ers, 11/25/13)

NET YARDS GAINED RUSHING AND PASSING

Seasons Leading League, Net Yards Gained

1 1945

Most Yards Gained, Season

6,253 1989

6,139 1983

6,131 2012

Fewest Yards Gained, Season

1,432 1932

2,038 1935

2,127 1934

Most Yards Gained, Game

676 vs Lions 11/04/90

625 vs Yanks 10/31/48

602 vs Broncos 01/31/88

Fewest Yards Gained, Game

64 vs Browns 11/07/54

82 vs Giants 11/05/61

85 vs Steelers 12/16/56

Most Yards Gained, Both Teams, Game

1,045 Redskins (504) vs Cowboys (541) 09/12/99

1,031 Redskins (416) vs Cardinals (615) 11/10/96

1,027 Redskins (676) vs Lions (351) 11/04/90

Fewest Yards Gained, Both Teams, Game

154 Redskins (103) vs Giants (51) 12/11/60

Most Consecutive Games, 400 or More Yards Gained (since 1940)

3 2013

3 1983

3 1981-82

3 1949

Most Consecutive Games, 300 or More Yards Gained (since 1950)

17 1987-88 (regular season games)

RUSHING - ATTEMPTS

Seasons Leading League, Rushing Attempts

4 1951, 58, 83, 91

Most Rushing Attempts, Season

629 1983

609 1979

588 1984

Fewest Rushing Attempts, Season

304 1932

315 1982

320 1943

Most Rushing Attempts, Game

64 vs Rams 12/25/51

62 vs Packers 10/24/48

Most Rushing Attempts, Both Teams, Game

99 Redskins (62) vs Packers (37) 10/24/48

Fewest Rushing Attempts, Both Teams, Game

36 Redskins (21) vs Lions (15) 12/05/99

RUSHING - YARDS GAINED

Seasons Leading League, Yards Gained, Rushing

2 1933, 2012

Most Yards Gained Rushing, Season

2,709 2012

2,625 1983

2,523 1985

Fewest Yards Gained Rushing, Season

904 1944

1,037 1965

1,069 1943

TEAM RECORDS

Most Yards Gained Rushing, Game

| | | |
|-----|------------|----------|
| 420 | vs Giants | 10/08/33 |
| 352 | vs Rams | 11/25/51 |
| 307 | vs Falcons | 11/03/85 |

Fewest Yards Gained Rushing, Game

| | | |
|----|---------------|----------|
| 5 | vs Bears | 12/08/40 |
| 10 | vs Buccaneers | 12/04/94 |
| 14 | vs Eagles | 09/28/47 |

Most Yards Gained Rushing, Both Teams, Game

| | | |
|-----|--------------------------------|----------|
| 558 | Redskins (420) vs Giants (138) | 10/08/33 |
| 531 | Redskins (255) vs Browns (276) | 11/15/59 |

Fewest Yards Gained Rushing, Both Teams, Game (since 1950)

| | | |
|----|-------------------------------|----------|
| 64 | Redskins (48) vs Bears (16) | 10/25/64 |
| 65 | Redskins (77) vs Eagles (-12) | 10/29/61 |
| 76 | Redskins (18) vs Texans (58) | 09/19/10 |

RUSHING - AVERAGE GAIN

Highest Average Gain, Rushing, Season

| | |
|-----|------|
| 5.2 | 2012 |
| 4.8 | 2013 |
| 4.8 | 1933 |

Lowest Average Gain, Rushing, Season

| | |
|-----|------|
| 2.6 | 1944 |
| 2.7 | 1941 |
| 2.8 | 1935 |

RUSHING - TOUCHDOWNS

Seasons Leading League, Touchdowns, Rushing

| | |
|---|------------------|
| 4 | 1983, 91, 96, 99 |
|---|------------------|

Most Touchdowns, Rushing, Season

| | |
|----|------|
| 30 | 1983 |
| 27 | 1996 |
| 23 | 1999 |
| 23 | 1986 |

Fewest Touchdowns, Rushing, Season

| | |
|---|-----------------------------|
| 4 | 1977 |
| 4 | 1932 |
| 5 | Multiple times (Last: 1982) |

Most Touchdowns, Rushing, Game

| | | |
|---|-------------|----------|
| 6 | vs Steelers | 10/14/34 |
| 5 | vs Browns | 10/13/91 |

Most Touchdowns, Rushing, Both Teams, Game

| | | |
|---|----------------------------|----------|
| 7 | Redskins (2) at Bills (5) | 11/03/96 |
| 7 | Redskins (4) vs Giants (3) | 11/27/66 |

PASSING - ATTEMPTS

Seasons Leading League, Passing Attempts

| | |
|---|------------------------|
| 6 | 1937-38, 43-44, 47, 67 |
|---|------------------------|

Consecutive Seasons Leading League, Passing Attempts

| | |
|---|----------------|
| 2 | 1937-38, 43-44 |
|---|----------------|

Most Passes Attempted, Season

| | |
|-----|------|
| 611 | 2013 |
| 605 | 2010 |
| 592 | 1988 |

Fewest Passes Attempted, Season

| | |
|-----|------|
| 92 | 1932 |
| 106 | 1933 |
| 152 | 1934 |

Most Passes Attempted, Game

| | | |
|----|--------------------|----------|
| 63 | vs Lions (43 comp) | 11/04/90 |
| 63 | vs Raiders (32) | 10/29/89 |
| 60 | vs Giants (28) | 11/23/97 |

Fewest Passes Attempted, Game

| | | |
|----|---|----------|
| 7 | Three times (Last: vs Giants, 12/11/60) | |
| 10 | vs Cowboys | 10/03/71 |

Most Pass Attempts, Both Teams, Game

| | | |
|-----|---------------------------------|----------|
| 100 | Redskins (40) vs 49ers (60) | 11/17/86 |
| 95 | Redskins (49) vs Packers (46) | 10/10/10 |
| 95 | Redskins (36) vs Cardinals (59) | 11/10/96 |
| 94 | Redskins (63) vs Raiders (31) | 10/29/89 |

Most Consecutive Passes Attempted, No Interceptions (reg. season)

| | |
|-----|---------|
| 379 | 2007-08 |
|-----|---------|

PASSING - COMPLETIONS

Seasons Leading League, Passing Completions

| | |
|---|----------------------------|
| 9 | 1937, 41, 43-45, 47-49, 67 |
|---|----------------------------|

Consecutive Seasons Leading League, Passing Completions

| | |
|---|----------------|
| 3 | 1943-45, 47-49 |
|---|----------------|

Most Passes Completed, Season

| | |
|-----|------|
| 355 | 2013 |
| 349 | 2010 |
| 346 | 2011 |

Fewest Passes Completed, Season

| | |
|----|------|
| 33 | 1933 |
| 44 | 1934 |

Most Passes Completed, Game

| | | |
|----|--------------|----------|
| 43 | vs Lions | 11/04/90 |
| 37 | vs Cardinals | 12/16/84 |
| 35 | vs Cardinals | 10/11/96 |

Fewest Passes Completed, Game

| | | |
|---|-----------|----------|
| 0 | vs Giants | 12/11/60 |
|---|-----------|----------|

TEAM RECORDS

Most Passes Completed, Both Teams, Game

| | | |
|----|-------------------------------|----------|
| 66 | Redskins (28) vs Texans (38) | 09/19/10 |
| 65 | Redskins (30) vs Saints (35) | 12/06/09 |
| 58 | Redskins (29) vs Falcons (29) | 12/15/13 |

Fewest Passes Completed, Both Teams, Game (since 1950)

| | | |
|----|------------------------------|----------|
| 6 | Redskins (0) vs Giants (6) | 12/11/60 |
| 8 | Redskins (5) at Steelers (3) | 11/18/51 |
| 11 | Redskins (3) vs Steelers (8) | 10/18/59 |

PASSING - YARDS GAINED

Seasons Leading League, Passing Yardage

| | |
|---|---------------------------------|
| 8 | 1938, 40, 44, 47-48, 67, 74, 89 |
|---|---------------------------------|

Most Consecutive Seasons Leading League, Passing Yardage

| | |
|---|---------|
| 2 | 1947-48 |
|---|---------|

Most Net Yards Gained, Passing, Season

| | |
|-------|------|
| 4,349 | 1989 |
| 4,136 | 1988 |
| 3,926 | 1999 |

Fewest Net Yards Gained, Passing, Season

| | |
|-----|------|
| 216 | 1932 |
| 459 | 1934 |
| 514 | 1933 |

Most Net Yards Gained, Passing, Game

| | | |
|-----|----------|----------|
| 501 | vs Yanks | 10/31/48 |
| 482 | vs Lions | 11/04/90 |
| 454 | vs 49ers | 11/10/91 |

Fewest Yards Gained, Passing, Game

| | | |
|-----|-------------|----------|
| -32 | vs Steelers | 11/27/55 |
| -28 | vs Steelers | 12/07/58 |
| -13 | vs Steelers | 10/18/59 |

Most Yards Gained, Passing, Both Teams, Game

| | | |
|-----|---------------------------------|----------|
| 871 | Redskins (403) vs Texans (468) | 09/19/10 |
| 849 | Redskins (378) vs Vikings (471) | 11/02/86 |
| 821 | Redskins (316) vs Giants (505) | 10/28/62 |

Fewest Yards Gained, Passing, Both Teams, Game (since 1950)

| | | |
|-----|--------------------------------|----------|
| 52 | Redskins (0) vs Giants (52) | 12/11/60 |
| 95 | Redskins (50) at Steelers (45) | 11/18/51 |
| 100 | Redskins (23) vs Steelers (77) | 10/18/59 |

PASSING - TIMES SACKED

Seasons Leading League, Fewest Times Sacked (since 1982)

| | |
|---|------|
| 1 | 1991 |
|---|------|

Most Times Sacked, Season

| | |
|----|------|
| 61 | 1998 |
| 52 | 1985 |
| 52 | 1977 |

Fewest Times Sacked, Season

| | |
|----|------|
| 9 | 1991 |
| 11 | 1972 |
| 17 | 1971 |

Most Times Sacked, Game

| | | |
|----|--------------|----------|
| 10 | at Bills | 10/30/11 |
| 9 | vs Cardinals | 11/19/78 |
| 9 | vs Cardinals | 10/04/64 |

Most Times Sacked, Both Teams, Game

| | | |
|----|-------------------------------|----------|
| 13 | Redskins (10) vs Jaguars (3) | 09/14/14 |
| 13 | Redskins (4) at Cardinals (9) | 10/17/99 |
| 13 | Redskins (8) vs Chiefs (5) | 09/18/83 |

PASSING - COMPLETION PCT.

Seasons Leading League, Completion Percentage

| | |
|----|----------------------------------|
| 10 | 1937, 39-40, 42-45, 47-48, 69-70 |
|----|----------------------------------|

Consecutive Seasons Leading League, Completion Percentage

| | |
|---|---------|
| 4 | 1942-45 |
|---|---------|

Highest Completion Percentage, Season

| | | |
|------|---------------------|------|
| 65.8 | (442 atts/291 comp) | 2012 |
| 64.0 | (253 atts/162 comp) | 1982 |
| 64.0 | (228 atts/146 comp) | 1945 |

Lowest Completion Percentage, Season

| | | |
|------|--------------------|------|
| 18.5 | (92 atts/17 comp) | 1932 |
| 25.4 | (138 atts/35 comp) | 1934 |
| 27.4 | (175 atts/48 comp) | 1935 |

PASSING - TOUCHDOWNS

Most Touchdown Passes, Season

| | |
|----|------|
| 33 | 1988 |
| 31 | 1967 |
| 30 | 1991 |

Fewest Touchdowns Passes, Season

| | |
|---|------|
| 1 | 1933 |
| 1 | 1932 |

Most Touchdowns Passes, Game

| | | |
|---|--------------|----------|
| 6 | vs Falcons | 11/10/91 |
| 6 | vs Cardinals | 11/23/47 |
| 6 | vs Brooklyn | 10/31/43 |

Most Touchdowns Passes, Both Teams, Game

| | | |
|----|----------------------------|----------|
| 11 | Redskins (4) vs Giants (7) | 10/28/62 |
| 9 | Redskins (5) vs Bears (4) | 11/09/58 |
| 9 | Redskins (3) vs Rams (6) | 12/11/49 |

PASSING - HAD INTERCEPTED

Most Passes Had Intercepted, Season

| | |
|----|------|
| 35 | 1935 |
| 34 | 1963 |
| 32 | 1954 |

Fewest Passes Had Intercepted, Season

| | |
|---|------|
| 6 | 2008 |
| 8 | 2012 |
| 9 | 1982 |

TEAM RECORDS

Most Passes Had Intercepted, Game

| | | |
|---|-------------|----------|
| 8 | vs Bears | 12/08/40 |
| 7 | vs Eagles | 12/21/75 |
| 7 | vs Giants | 12/08/63 |
| 7 | vs Steelers | 12/03/50 |

Most Passes Had Intercepted, Both Teams, Game

| | | |
|----|-----------------------------|----------|
| 11 | Redskins (7) vs Giants (4) | 12/08/63 |
| 11 | Redskins (6) vs Pirates (5) | 12/01/35 |
| 11 | Eagles (7) vs Redskins (4) | 11/03/35 |

PUNTING

Seasons Leading League (Average Distance)

| | |
|------------------|------|
| 6, most recently | 1958 |
|------------------|------|

Most Consecutive Seasons Leading League (Average Distance)

| | |
|---|---------|
| 4 | 1940-43 |
|---|---------|

Most Punts, Season

| | |
|-----|------|
| 113 | 1934 |
| 112 | 1935 |
| 103 | 2004 |
| 103 | 1978 |

Fewest Punts, Season (since 1940)

| | |
|----|------|
| 33 | 1945 |
| 45 | 1946 |
| 48 | 1958 |

Most Punts, Game

| | | |
|----|-----------|----------|
| 14 | vs Eagles | 11/05/39 |
| 13 | vs Giants | 11/28/97 |
| 12 | vs Eagles | 10/04/42 |

Fewest Punts, Game

| | | |
|---|------------|--------------------------------|
| 0 | Many times | (Last: vs Cardinals, 11/05/00) |
|---|------------|--------------------------------|

Most Punts, Both Teams, Game

| | | |
|----|------------------------------|----------|
| 28 | Redskins (14) vs Eagles (14) | 11/05/39 |
|----|------------------------------|----------|

Fewest Punts, Both Teams, Game

| | | |
|---|-----------------------------|----------|
| 2 | Redskins (1) vs Saints (1) | 11/18/90 |
| 2 | Redskins (1) vs Packers (1) | 10/17/83 |
| 2 | Redskins (1) vs Eagles (1) | 09/17/67 |

PUNTING - AVERAGE DISTANCE

Highest Average Distance, Punting, Season (since 1939)

| | |
|------|------|
| 45.5 | 1959 |
| 45.4 | 1958 |
| 45.3 | 1942 |

Lowest Average Distance, Punting, Season (since 1939)

| | |
|------|------|
| 34.5 | 1962 |
| 37.3 | 1982 |
| 37.5 | 1990 |

PUNT RETURNS

Seasons Leading League (Average Return)

| | |
|---|---------------------|
| 5 | 1957, 63, 76, 94-95 |
|---|---------------------|

Most Consecutive Seasons Leading League (Average Return)

| | |
|---|---------|
| 2 | 1994-95 |
|---|---------|

Most Punt Returns, Season

| | |
|----|------|
| 61 | 1975 |
| 57 | 1977 |
| 56 | 1987 |

Fewest Punt Returns, Season

| | |
|----|------|
| 15 | 1960 |
| 22 | 2003 |
| 23 | 1996 |

Most Punt Returns, Game

| | | |
|----|---------------|----------|
| 11 | vs Buccaneers | 10/09/77 |
| 10 | vs Saints | 12/26/82 |

Most Punt Returns, Both Teams, Game

| | | |
|----|---------------------------------|----------|
| 16 | Redskins (11) vs Buccaneers (5) | 10/09/77 |
| 15 | Redskins (10) vs Saints (5) | 12/26/82 |

PUNT RETURNS - FAIR CATCHES

Fewest Fair Catches, Season

| | |
|---|------|
| 2 | 1984 |
| 2 | 1982 |
| 4 | 1981 |
| 4 | 1968 |

Most Fair Catches, Season

| | |
|----|------|
| 28 | 2005 |
| 24 | 1994 |
| 23 | 1997 |

Most Fair Catches, Game

| | | |
|---|--------------|----------|
| 5 | at Cardinals | 10/12/14 |
| 5 | vs Steelers | 11/03/08 |
| 5 | vs Cardinals | 09/14/97 |

PUNT RETURNS - YARDS GAINED

Most Yards, Punt Returns, Season

| | |
|-----|------|
| 688 | 1976 |
| 675 | 1941 |
| 615 | 1987 |

Fewest Yards, Punt Returns, Season

| | |
|-----|------|
| 45 | 1970 |
| 65 | 1960 |
| 119 | 1959 |

Most Yards, Punt Returns, Game

| | | |
|-----|-------------|----------|
| 155 | vs Rams | 09/21/63 |
| 146 | vs Steelers | 11/21/65 |
| 142 | vs Giants | 10/11/87 |

Fewest Yards, Punt Returns, Game

| | | |
|------|------------|----------|
| -28* | vs Cowboys | 12/11/66 |
| -10 | vs Bills | 11/03/96 |
| -9 | vs Eagles | 11/10/68 |

TEAM RECORDS

Most Yards, Punt Returns, Both Teams, Game

| | | |
|-----|--------------------------------|----------|
| 177 | Redskins (0) vs Chiefs (177) | 12/08/13 |
| 177 | Redskins (55) vs Packers (122) | 09/24/50 |

Fewest Yards, Punt Returns, Both Teams, Game (since 1941)

| | | |
|----|------------------------------|----------|
| -9 | Redskins (-9) vs Eagles (0) | 11/15/10 |
| -8 | Redskins (-2) at Eagles (-6) | 10/05/80 |
| -8 | Redskins (-8) vs Giants (0) | 10/13/46 |

PUNT RETURNS - AVERAGE YARDS

Highest Average, Punt Returns, Season (since 1941)

| | |
|------|------|
| 15.0 | 1941 |
| 14.1 | 1994 |
| 13.3 | 1991 |

Lowest Average, Punt Returns, Season (since 1941)

| | |
|-----|------|
| 1.7 | 1970 |
| 4.0 | 1959 |
| 4.3 | 1960 |

PUNT RETURNS - TOUCHDOWNS

Most Touchdowns, Punt Returns, Season

| | |
|---|------|
| 3 | 1941 |
|---|------|

Most Touchdowns, Punt Returns, Game

| | |
|---|---|
| 1 | Multiple times (Last: vs Colts, 10/22/06) |
|---|---|

Most Touchdowns, Punt Returns, Both Teams, Game

| | | |
|----|----------------------------|----------|
| 2* | Redskins (1) vs Eagles (1) | 11/09/52 |
|----|----------------------------|----------|

KICKOFF RETURNS

Seasons Leading League (Average Return)

| | |
|----|--------------------------------|
| 8* | 1942, 47, 62-63, 73-74, 81, 95 |
|----|--------------------------------|

Most Consecutive Seasons Leading League (Average Return)

| | |
|---|----------------|
| 2 | 1962-63, 73-74 |
|---|----------------|

Most Kickoff Returns, Season

| | |
|----|------|
| 78 | 2003 |
| 74 | 1988 |
| 73 | 2010 |
| 73 | 2006 |
| 71 | 1994 |

Fewest Kickoff Returns, Season

| | |
|----|------|
| 23 | 1942 |
| 26 | 1943 |
| 29 | 1945 |
| 29 | 1941 |

Most Kickoff Returns, Game

| | | |
|---|------------|----------|
| 9 | vs Packers | 10/17/83 |
| 8 | vs Chiefs | 12/08/13 |
| 8 | vs Giants | 12/21/09 |
| 8 | vs Saints | 12/06/09 |
| 8 | vs Saints | 09/22/68 |

Most Kickoff Returns, Both Teams, Game

| | | |
|-----|-----------------------------|----------|
| 19* | Redskins (7) vs Giants (12) | 11/27/66 |
| 17 | Redskins (9) vs Packers (8) | 10/17/83 |

KICK RETURNS - YARDS GAINED

Most Yards, Kickoff Returns, Season

| | |
|-------|------|
| 1,720 | 1962 |
| 1,718 | 1963 |
| 1,685 | 1994 |

Fewest Yards, Kickoff Returns, Season (since 1941)

| | |
|-----|------|
| 580 | 1941 |
| 616 | 1943 |
| 628 | 1945 |

Most Yards, Kickoff Returns, Game

| | | |
|-----|-----------|----------|
| 239 | vs Giants | 11/25/62 |
| 236 | vs Browns | 10/15/63 |
| 236 | vs Eagles | 09/28/47 |

Most Yards, Kickoff Returns, Both Teams, Game

| | | |
|-----|---------------------------------|----------|
| 453 | Redskins (236) vs Eagles (217) | 09/28/47 |
| 401 | Redskins (193) vs Packers (208) | 10/17/83 |

KICK RETURNS - AVERAGE YARDS

Highest Average, Kickoff Returns, Season (since 1941)

| | | |
|------|-----------------------|------|
| 28.2 | (61 returns/1720 yds) | 1962 |
| 27.8 | (23 returns/640 yds) | 1942 |
| 26.8 | (64 returns/1718 yds) | 1963 |

Lowest Average, Kickoff Returns, Season (since 1941)

| | | |
|------|-----------------------|------|
| 18.0 | (62 returns/1113 yds) | 1990 |
| 18.3 | (74 returns/1355 yds) | 1988 |
| 18.4 | (37 returns/682 yds) | 1944 |

KICK RETURNS - TOUCHDOWNS

Most Touchdowns, Kickoff Returns, Game

| | |
|---|---|
| 1 | Multiple times (Last: vs Lions, 10/31/10) |
|---|---|

Most Touchdowns, Kickoff Returns, Both Teams, Game

| | | |
|---|----------------------------|----------|
| 2 | Redskins (1) vs Eagles (1) | 09/28/47 |
| 2 | Redskins (1) vs Eagles (1) | 11/01/42 |

FUMBLES

Fewest Fumbles, Season

| | |
|----|------|
| 13 | 1983 |
| 14 | 1990 |
| 15 | 1982 |

Most Fumbles, Season

| | |
|----|------|
| 36 | 1976 |
| 35 | 2007 |
| 35 | 1980 |

Most Fumbles, Game

| | | |
|---|-------------|----------|
| 8 | vs Raiders | 10/29/89 |
| 8 | vs Pirates | 11/14/37 |
| 7 | vs Chargers | 09/09/01 |

TEAM RECORDS

Most Fumbles, Both Teams, Game

| | | |
|----|-------------------------------|----------|
| 13 | Redskins (4) vs Cardinals (9) | 10/25/76 |
| 13 | Redskins (6) vs Giants (7) | 11/05/50 |
| 13 | Redskins (8) vs Pirates (5) | 11/14/37 |

FUMBLES LOST

Most Fumbles Lost, Season

| | |
|----|------|
| 23 | 1976 |
| 21 | 1988 |

Fewest Fumbles Lost, Season

| | |
|---|-----------------------------|
| 6 | 2012 |
| 6 | 1990 |
| 7 | Multiple times (Last: 2009) |

Most Fumbles Lost, Game

| | | |
|---|------------|----------|
| 5 | vs Falcons | 12/15/13 |
| 5 | vs Oilers | 10/30/88 |

FUMBLES RECOVERED

Most Fumbles Recovered, Season, Own and Opponents'

| | | |
|----|------------------------|------|
| 40 | (own 18, opponents 22) | 1984 |
| 35 | (own 13, opponents 22) | 1976 |

Fewest Fumbles Recovered, Season, Own and Opponents'

| | | |
|----|----------------|------|
| 12 | (6 own, 6 opp) | 1994 |
|----|----------------|------|

Most Fumbles Recovered, Game, Own and Opponents'

| | | |
|-----|-----------------------------|----------|
| 10* | vs Cardinals (2 own, 8 opp) | 10/25/76 |
|-----|-----------------------------|----------|

Fewest Own Fumbles Recovered, Season

| | |
|---|------|
| 2 | 1958 |
|---|------|

Most Own Fumbles Recovered, Season

| | |
|----|------|
| 26 | 1940 |
|----|------|

Fewest Opponents' Fumbles Recovered, Season (since 1945)

| | |
|---|------|
| 5 | 2008 |
|---|------|

Most Opponents' Fumbles Recovered, Season

| | |
|----|------|
| 26 | 1983 |
|----|------|

FUMBLES - TOUCHDOWN

Most Touchdowns, Fumbles Recovered, Season, Own and Opponents'

| | |
|---|-------------------------|
| 3 | Five times (Last: 2012) |
|---|-------------------------|

Most Touchdowns, Fumbles Recovered, Game, Own and Opponents'

| | | |
|---|-------------|----------|
| 2 | at Vikings | 11/29/84 |
| 2 | vs Chargers | 09/16/73 |

TURNOVERS

Most Turnovers, Season

| | |
|----|------|
| 46 | 1988 |
| 46 | 1975 |

Fewest Turnovers, Season

| | |
|----|------|
| 14 | 2012 |
| 16 | 1982 |
| 17 | 2006 |

Most Turnovers, Game

| | | |
|----|-----------|----------|
| 10 | vs Giants | 12/08/63 |
| 10 | vs Giants | 12/04/38 |
| 9 | vs Bears | 12/08/40 |

Fewest Turnovers, Game

| | |
|---|--|
| 0 | Multiple times (Last: vs Seahawks, 10/06/14) |
|---|--|

Most Turnovers, Both Teams, Game

| | | |
|----|-----------------------------|----------|
| 15 | Redskins (10) vs Giants (5) | 12/08/63 |
|----|-----------------------------|----------|

Highest Turnover/Takeaway Ratio, Season

| | |
|-----|------|
| +43 | 1983 |
| +22 | 1979 |
| +22 | 1964 |

Lowest Turnover/Takeaway Ratio, Season

| | |
|-----|------|
| -24 | 1988 |
| -22 | 1963 |
| -19 | 1954 |

PENALTIES

Seasons Leading League, Fewest Penalties

| | |
|---|-----------------|
| 4 | 1954, 57-58, 85 |
|---|-----------------|

Most Consecutive Seasons Leading League, Fewest Penalties

| | |
|---|---------|
| 2 | 1957-58 |
|---|---------|

Seasons Leading League, Most Penalties

| | |
|---|----------|
| 2 | 1945, 48 |
|---|----------|

Fewest Penalties, Season

| | |
|----|------|
| 40 | 1958 |
| 21 | 1935 |

Most Penalties, Season

| | |
|-----|--------------------------|
| 124 | 2003 |
| 122 | 1948 |
| 116 | Three times (Last: 2012) |

Fewest Penalties, Game

| | |
|---|---|
| 0 | Multiple times (last vs Panthers, 11/16/03) |
|---|---|

Most Penalties, Game

| | | |
|----|-------------|----------|
| 17 | vs Giants | 9/21/03 |
| 17 | vs Steelers | 10/10/48 |
| 16 | vs Giants | 10/03/48 |
| 16 | vs Eagles | 11/02/47 |
| 16 | vs Yanks | 11/11/45 |

Fewest Penalties, Both Teams, Game

| | | |
|---|-----------------------------|----------|
| 0 | Redskins (0) vs Dodgers (0) | 10/28/36 |
| 2 | Redskins (0) vs Vikings (2) | 12/22/73 |

Most Penalties, Both Teams, Game

| | | |
|----|------------------------------|----------|
| 32 | Redskins (17) vs Giants (15) | 09/21/03 |
|----|------------------------------|----------|

TEAM RECORDS/DEFENSIVE RECORDS

YARDS PENALIZED

Seasons Leading League, Fewest Yards Penalized

9 1953-54, 56-58, 70, 85, 93, 97

Most Consecutive Seasons Leading League, Fewest Yards Penalized

3 1956-58

Fewest Yards Penalized, Season

166 1935
275 1936
321 1957

Most Yards Penalized, Season

1,110 1948
1,047 2004
1,038 2003

Fewest Yards Penalized, Game

0 Multiple times (Last: vs Panthers, 11/16/03)

Most Yards Penalized, Game

178 vs Giants 09/26/71
160 vs Steelers 10/10/48
142 vs Giants 02/21/03

Most Yards Penalized, Both Teams, Game

226 Redskins (142) vs Cardinals (124) 11/08/53

DEFENSIVE RECORDS

SCORING

Most Seasons Leading League, Fewest Points Allowed

2 1943, 82

Fewest Points Allowed, Season

79 1932
94 1939
94 1934

Fewest Points Allowed, Game

0 Multiple times (Last: vs Eagles, 09/30/91)

Most Points Allowed, Season

478 2013
432 1954
421 1998
412 1994

Most Points Allowed, Game

73 vs Bears 12/08/40
62 vs Browns 11/07/54
59 vs Eagles 11/15/10

Most Points Allowed, One Half

45 vs Eagles (1st) 11/15/10
45 vs Bears (2nd) 12/08/40
42 vs Bears (2nd) 10/26/47

Most Points Allowed, One Quarter

31 vs Broncos (4th) 10/27/13
31 vs Bears (2nd) 09/29/85
28 vs Eagles (1st) 11/15/10
28 vs Chiefs (2nd) 09/30/01
28 vs Cardinals (2nd) 10/22/50

Fewest Touchdowns Allowed, Season

10 1934
11 1932
12 1939

Fewest Touchdowns Allowed, Game

0 Multiple times (Last: vs Eagles, 11/18/12)

Most Touchdowns Allowed, Season

59 2013
57 1954
51 1947

Fewest Touchdowns Allowed, Season

9 1934
10 1942
10 1936

POINTS AFTER TOUCHDOWN

Fewest PATs Allowed, Season

12 1942
14 1982
16 1945

Most PATs Allowed, Season

59 2013
54 1954
49 1961

Most PATs Allowed, Game

8 Multiple times (Last: vs Eagles, 11/15/10)

FIELD GOALS

Fewest Field Goals Allowed, Season

1 1945
2 1943
3 1948
3 1946

Most Field Goals Allowed, Season

34 2011
31 Two times (Last: 2009)

Most Field Goals Allowed, Game

6 vs Cowboys 09/26/12
5 Five times (Last: vs Bills, 12/02/07)

FIRST DOWNS

Fewest First Downs Allowed, Season

79 1935
82 1937

DEFENSIVE RECORDS

Most First Downs Allowed, Season

| | |
|-----------|------|
| 358 | 1996 |
| 340 | 2012 |

Most First Downs Allowed, Game

| | | |
|----------|-------------------|----------|
| 34 | vs Patriots | 10/28/07 |
| 33 | vs Browns | 11/07/54 |

Fewest First Downs Allowed, Rushing, Season

| | |
|----------|------|
| 47 | 1982 |
| 52 | 1942 |

Most First Downs Allowed, Rushing, Season

| | |
|-----------|------|
| 149 | 1969 |
| 146 | 1996 |

Most First Downs Allowed, Rushing, Game

| | | |
|----------|----------------|----------|
| 25 | vs Eagles..... | 12/02/51 |
| 21 | vs Bills..... | 11/03/96 |

Fewest First Downs Allowed, Passing, Season

| | |
|----------|------|
| 34 | 1943 |
| 39 | 1945 |

Most First Downs Allowed, Passing, Season

| | |
|-----------|------|
| 223 | 2012 |
| 207 | 2010 |

Most First Downs Allowed, Passing, Game

| | | |
|----------|-----------------|----------|
| 24 | vs Saints | 09/11/94 |
| 24 | vs Eagles..... | 09/17/89 |

Fewest First Downs Allowed, Penalty, Season

| | |
|---------|------|
| 3 | 1957 |
|---------|------|

Most First Downs Allowed, Penalty, Season

| | |
|----------|------|
| 36 | 1965 |
| 32 | 1996 |

Most First Downs Allowed, Penalty, Game

| | | |
|---------|------------------|----------|
| 7 | vs Cowboys | 12/26/93 |
|---------|------------------|----------|

NET YARDS GAINED RUSHING AND PASSING

Most Seasons Leading League, Fewest Yards Allowed

| | |
|---------|-----------------|
| 5 | 1935-37, 39, 46 |
|---------|-----------------|

Most Consecutive Seasons Leading League, Fewest Yards Allowed

| | |
|----------|---------|
| 3* | 1935-37 |
|----------|---------|

Fewest Yards Allowed, Season

| | |
|-------------|------|
| 1,950 | 1943 |
|-------------|------|

Fewest Yards Allowed, Game

| | | |
|----------|-----------------------------------|----------|
| 51 | vs Giants (-1 rush/52 pass) | 12/11/60 |
| 51 | vs Giants (1 rush/50 pass) | 09/27/42 |

Most Yards Allowed, Season

| | |
|-------------|------|
| 6,228 | 2010 |
|-------------|------|

Fewest Yards Allowed, Season

| | |
|-------------|------|
| 1,926 | 1935 |
| 1,941 | 1942 |

RUSHING

Most Seasons Leading League, Fewest Yards Allowed

| | |
|---------|-----------------|
| 4 | 1935-36, 41, 83 |
|---------|-----------------|

Most Consecutive Seasons Leading League, Fewest Yards Allowed

| | |
|---------|---------|
| 2 | 1935-36 |
|---------|---------|

Fewest Yards Allowed, Rushing, Season

| | |
|-----------|------|
| 848 | 1942 |
| 946 | 1982 |

Fewest Yards Allowed, Rushing, Game

| | | |
|-----------|----------------|----------|
| -29 | vs Rams..... | 10/11/42 |
| -12 | vs Eagles..... | 10/29/61 |

Most Yards Allowed, Rushing, Season

| | |
|-------------|------|
| 2,536 | 1978 |
| 2,524 | 1980 |

Most Yards Allowed, Rushing, Game

| | | |
|-----------|----------------|----------|
| 382 | vs Bears | 12/08/40 |
| 376 | vs Eagles..... | 11/21/48 |

Fewest Rushing Attempts Allowed, Season

| | |
|-----------|------|
| 247 | 1982 |
| 329 | 1933 |

Fewest Rushing Attempts Allowed, Game

| | | |
|---------|-------------------|-------------------------------|
| 6 | vs Cardinals..... | 10/29/33 |
| 9 | Two times | (Last: vs Seahawks, 12/23/89) |

Most Rushing Attempts Allowed, Season

| | |
|-----------|------|
| 625 | 1978 |
| 585 | 1980 |

Most Rushing Attempts Allowed, Game

| | | |
|----------|------------------|------------------|
| 64 | Three times..... | (Last: 12/02/51) |
|----------|------------------|------------------|

Fewest Touchdowns Allowed, Rushing, Season

| | |
|---------|------|
| 3 | 1937 |
| 3 | 1936 |

Most Touchdowns Allowed, Rushing, Season

| | | |
|----------|-----------------|--------------|
| 26 | 1969 | |
| 24 | Two times | (Last: 1998) |

Most Touchdowns Allowed, Rushing, Game

| | | |
|---------|------------------|----------------------------|
| 5 | Four times | (Last: vs Bills, 11/03/96) |
|---------|------------------|----------------------------|

PASSING

Most Seasons Leading League, Fewest Yards Allowed

| | |
|---------|-----------------------------|
| 7 | 1939, 42, 45, 52-53, 80, 85 |
|---------|-----------------------------|

Most Consecutive Seasons Leading League, Fewest Yards Allowed

| | |
|---------|---------|
| 2 | 1952-53 |
|---------|---------|

DEFENSIVE RECORDS

Fewest Yards Allowed, Passing, Season

| | |
|----------|------|
| 682..... | 1934 |
| 928..... | 1935 |

Fewest Yards Allowed, Passing, Game

| | |
|----------------------------|----------|
| -12..... vs Cardinals..... | 11/21/80 |
| -3..... vs Giants..... | 10/01/39 |

Most Yards Allowed, Passing, Season

| | |
|------------|------|
| 4,511..... | 2012 |
| 4,187..... | 2010 |

Most Yards Allowed, Passing, Game

| | |
|----------------------------|----------|
| 507..... vs Cardinals..... | 11/10/96 |
| 505..... vs Giants..... | 10/28/62 |

Fewest Touchdowns Allowed, Passing, Season

| | |
|--------|------|
| 4..... | 1934 |
| 5..... | 1942 |

Most Touchdowns Allowed, Passing, Season

| | |
|---------|------|
| 37..... | 1961 |
| 35..... | 1962 |

Most Touchdowns Allowed, Passing, Game

| | |
|-----------------------|----------|
| 7..... vs Eagles..... | 10/17/54 |
| 7..... vs Giants..... | 10/28/62 |

Fewest Pass Attempts Allowed, Season

| | |
|----------|------|
| 159..... | 1934 |
| 162..... | 1933 |

Fewest Pass Attempts Allowed, Game

| | |
|------------------------|----------|
| 1..... vs Giants..... | 09/27/42 |
| 8..... vs Cowboys..... | 12/10/00 |

Most Pass Attempts Allowed, Season

| | |
|----------|------|
| 636..... | 2012 |
| 602..... | 2007 |

Most Pass Attempts Allowed, Game

| | |
|-------------------------|----------|
| 63..... vs Bears..... | 10/31/99 |
| 62..... vs Cowboys..... | 11/22/12 |

Fewest Pass Completions Allowed, Season

| | |
|---------|------|
| 45..... | 1934 |
| 62..... | 1936 |

Fewest Pass Completions Allowed, Game

| | |
|-----------------------|-----------------------------|
| 0..... vs Eagles..... | 10/18/36 |
| 1..... Two times..... | (Last: vs Giants, 09/27/42) |

Most Pass Completions Allowed, Season

| | |
|----------|------|
| 393..... | 2012 |
| 367..... | 2010 |

Most Pass Completions Allowed, Game

| | |
|--------------------------|------------------------------|
| 38..... vs Texans..... | 09/19/10 |
| 37..... Three times..... | (Last: vs Cowboys, 11/22/12) |

SACKS

Most Sacks, Season

| | |
|---------|------|
| 66..... | 1984 |
| 55..... | 1986 |

Fewest Sacks, Season

| | |
|---------|------|
| 18..... | 1969 |
| 19..... | 2006 |

Most Sacks, Game

| | |
|----------------------------|----------|
| 10..... vs Jaguars..... | 09/14/14 |
| 10..... at Buccaneers..... | 10/09/77 |
| 9..... vs Cardinals..... | 12/21/80 |

Most Opponents Yards Lost Attempting to Pass, Season

| | |
|----------|------|
| 529..... | 1984 |
| 424..... | 1987 |
| 424..... | 1986 |

Most Opponents Yards Lost Attempting to Pass, Game

| | |
|----------------------------|----------|
| 99..... vs Buccaneers..... | 10/09/77 |
| 81..... vs Browns..... | 10/30/60 |

Fewest Opponents Yards Lost Attempting to Pass, Season

| | |
|----------|------|
| 95..... | 2006 |
| 110..... | 1956 |

INTERCEPTIONS BY

Most Seasons Leading League, Interceptions

| | |
|--------|--------------|
| 3..... | 1964, 71, 83 |
|--------|--------------|

Most Passes Intercepted By, Season

| | |
|---------|------|
| 34..... | 1983 |
| 34..... | 1966 |
| 33..... | 1980 |

Most Passes Intercepted By, Game

| | |
|-------------------------|----------|
| 7..... vs Eagles..... | 11/03/35 |
| 6..... vs Chargers..... | 10/31/83 |

Fewest Passes Intercepted By, Season

| | |
|---------|------|
| 6..... | 2006 |
| 11..... | 2009 |
| 11..... | 1982 |

Most Consecutive Games, One or More Passes Intercepted By

| | |
|---------|---------|
| 36..... | 1962-65 |
|---------|---------|

Most Yards Returning Interceptions, Season

| | |
|----------|------|
| 598..... | 1973 |
| 535..... | 1965 |

Most Yards Returning Interceptions, Game

| | |
|----------------------------|----------|
| 173..... vs Cardinals..... | 11/29/92 |
| 147..... vs 49ers..... | 12/18/04 |

Fewest Yards, Returning Interceptions, Season

| | |
|---------|------|
| 25..... | 2006 |
| 85..... | 1982 |

DEFENSIVE RECORDS

Most Yards Returning Interceptions, Both Teams, Game
 206.....Redskins (23) vs Cardinals (183) 11/08/42

Most Touchdowns, Returning Interceptions, Season
 5 1971
 4 1984
 4 1973

Most Touchdowns, Returning Interceptions, Game
 2 vs Steelers 12/19/65
 2 vs Cowboys 11/22/64
 2 vs Yanks 10/31/48

Most Touchdowns, Returning Interceptions, Both Teams, Game
 3 Redskins (0) vs Bears (3) 12/08/40

PUNT RETURNS

Fewest Opponents Punt Returns, Season
 7* 1962
 14 1973

Most Opponents Punt Returns, Season
 65 2004
 52 1980

Fewest Yards Allowed, Punt Returns, Season
 34 1962
 39 1972

Most Yards Allowed, Punt Returns, Season
 727 2004
 655 2013

Lowest Avg., Allowed, Punt Returns, Season
 1.9 1959
 2.1 1972

Highest Avg. Allowed, Punt Returns, Season
 16.8 2013
 14.4 1946

Most Touchdowns Allowed, Punt Returns, Season
 3 2013
 3 1952
 2 Multiple times (Last: 2008)

KICKOFF RETURNS

Fewest Opponents Kickoff Returns, Season (since 1940)
 26 1944
 28 1959

Most Opponents Kickoff Returns, Season (since 1940)
 91 1983
 77 1999

Fewest Yards Allowed, Kickoff Returns, Season (since 1940)
 566 1944
 625 1959

Most Yards Allowed, Kickoff Returns, Season (since 1940)
 1,772 1983
 1,772 1999

Lowest Average Allowed, Kickoff Returns, Season (since 1940)
 16.3 1976
 16.8 1979

Highest Average Allowed, Kickoff Returns, Season
 28.2 1953
 27.7 1998

Most Touchdowns Allowed, Kickoff Returns, Season
 2 Three times (Last: 1998)

FUMBLES

Most Opponents' Fumbles, Season
 46 1983
 42 1964

Fewest Opponents' Fumbles, Season
 9 1940
 9 1938

Most Opponents' Fumbles, Game
 9 vs Cardinals 10/25/76

Most Opponents' Fumbles Recovered, Season
 27 1983

Most Opponents' Fumbles Recovered, Game
 8 vs Cardinals 10/25/76

Fewest Opponents' Fumbles Recovered, Season
 5 2008
 6 Four times (Last: 2009)

Most Touchdown Returns, Fumbles Recovered, Game
 2 Two times (Last: vs Vikings, 11/29/84)

TURNOVERS

Fewest Opponents Turnovers, Season
 12 2006
 18 2008

Most Opponents Turnovers, Season
 61 1983
 55 1964

Most Opponent Turnovers, Game
 10 vs Cardinals (9 ints/1 fum) 10/25/76
 8 vs Chargers (6 ints/2 fum) 10/31/83

INDIVIDUAL RECORDS

*Asterisks indicate NFL records

SERVICE

Most Seasons

| | | |
|---------|--------------------|-----------|
| 20..... | Darrell Green..... | 1983-2002 |
| 16..... | Monte Coleman..... | 1979-94 |
| 16..... | Sammy Baugh..... | 1937-52 |

Most Games Played, Career

| | | |
|----------|--------------------|-----------|
| 295..... | Darrell Green..... | 1983-2002 |
| 215..... | Monte Coleman..... | 1979-94 |
| 205..... | Art Monk..... | 1980-93 |

Most Consecutive Games Played, Career

| | | |
|----------|--------------------|---------|
| 196..... | Len Hauss..... | 1964-77 |
| 170..... | Mark Moseley..... | 1974-86 |
| 163..... | Joe Theismann..... | 1974-85 |

Most Consecutive Games Started, Career

| | | |
|----------|----------------|---------|
| 192..... | Len Hauss..... | 1964-77 |
|----------|----------------|---------|

SCORING

Most Seasons Leading League, Scoring

| | | |
|--------|---------------------|------|
| 1..... | Chip Lohmiller..... | 1991 |
| 1..... | Mark Moseley..... | 1983 |
| 1..... | Sam Baker..... | 1957 |
| 1..... | Andy Farkas..... | 1939 |

Most Seasons Leading Team (all consecutive)

| | | |
|---------|---------------------|---------|
| 12..... | Mark Moseley..... | 1974-85 |
| 7..... | Chip Lohmiller..... | 1988-94 |
| 5..... | Curt Knight..... | 1969-73 |

POINTS

Most Points, Career

| | | |
|------------|---------------------|---------|
| 1,206..... | Mark Moseley..... | 1974-86 |
| 787..... | Chip Lohmiller..... | 1988-94 |
| 540..... | Charley Taylor..... | 1964-77 |

Most Points, Season

| | | |
|----------|---------------------|------|
| 161..... | Mark Moseley..... | 1983 |
| 149..... | Chip Lohmiller..... | 1991 |
| 144..... | John Riggins..... | 1983 |

Most Points, No Touchdowns, Season

| | | |
|----------|---------------------|------|
| 161..... | Mark Moseley..... | 1983 |
| 149..... | Chip Lohmiller..... | 1991 |
| 131..... | Chip Lohmiller..... | 1990 |

Most Seasons, 100 or More Points

| | | |
|--------|---------------------|---------------|
| 4..... | Chip Lohmiller..... | 1989-92 |
| 3..... | Mark Moseley..... | 1979, 1983-84 |
| 2..... | Graham Gano..... | 2010-11 |
| 2..... | Shaun Suisham..... | 2007-08 |
| 2..... | Brett Conway..... | 1999, 2001 |
| 2..... | Curt Knight..... | 1971, 1973 |

Most Points, Rookie Season

| | | |
|----------|----------------------|------|
| 118..... | Scott Blanton..... | 1996 |
| 105..... | Charlie Gogolak..... | 1966 |
| 97..... | Chip Lohmiller..... | 1988 |

Most Points, Game

| | | |
|---------|--|----------|
| 24..... | Larry Brown vs Eagles (4 TDs)..... | 12/16/73 |
| 24..... | Dick James vs Cowboys (4 TDs)..... | 12/17/61 |
| 20..... | Andy Farkas vs Rams (3 TDs, 2 PATs)..... | 09/25/38 |

Most Consecutive Games Scoring

| | | |
|---------|---------------------|---------|
| 92..... | Chip Lohmiller..... | 1988-93 |
| 91..... | Mark Moseley..... | 1980-86 |
| 70..... | Mark Moseley..... | 1974-78 |

TOUCHDOWNS

Most Seasons Leading League, Touchdowns

| | | |
|--------|--------------------|------|
| 1..... | Stephen Davis..... | 1999 |
| 1..... | Terry Allen..... | 1996 |
| 1..... | George Rogers..... | 1986 |
| 1..... | John Riggins..... | 1983 |
| 1..... | Larry Brown..... | 1973 |
| 1..... | Richard Todd..... | 1940 |
| 1..... | Cliff Battles..... | 1937 |

Most Seasons Leading Team

| | | |
|--------|---------------------|-------------------|
| 5..... | Clinton Portis..... | 2004-08 |
| 5..... | John Riggins..... | 1979, 1981, 83-85 |
| 5..... | Hugh Taylor..... | 1949-50, 52-54 |
| 4..... | Stephen Davis..... | 1999-2002 |
| 4..... | Gary Clark..... | 1986-87, 89-90 |
| 4..... | Larry Brown..... | 1971-74 |
| 4..... | Charley Taylor..... | 1964-67 |
| 4..... | Bobby Mitchell..... | 1962-65 |
| 4..... | Andy Farkas..... | 1938-39, 1942-43 |

Most Consecutive Seasons Leading Team

| | | |
|--------|---------------------|---------|
| 5..... | Clinton Portis..... | 2004-08 |
| 4..... | Stephen Davis..... | 1999-02 |
| 4..... | Larry Brown..... | 1971-74 |
| 4..... | Charley Taylor..... | 1964-67 |
| 4..... | Bobby Mitchell..... | 1962-65 |

Most Touchdowns, Career

| | | |
|---------|---------------------|------------------|
| 90..... | Charley Taylor..... | 1964-77 |
| 85..... | John Riggins..... | 1976-79, 1981-85 |
| 65..... | Art Monk..... | 1980-93 |

Most Touchdowns, Season

| | | |
|---------|--------------------|------|
| 24..... | John Riggins..... | 1983 |
| 21..... | Terry Allen..... | 1996 |
| 18..... | George Rogers..... | 1986 |

Most Touchdowns, Rookie, Season

| | | |
|---------|---------------------|------|
| 13..... | Alfred Morris..... | 2012 |
| 10..... | Charley Taylor..... | 1964 |
| 8..... | Skip Hicks..... | 1998 |
| 8..... | Charlie Brown..... | 1982 |

INDIVIDUAL RECORDS

Most Touchdowns, Game

| | | |
|-------------------------|---|----------|
| 4..... | Larry Brown vs Eagles | 12/16/73 |
| 4..... | Dick James vs Cowboys..... | 12/17/61 |
| 3, Multiple times | (Last: Darrel Young vs Chargers, 11/3/13) | |

Most Consecutive Games Scoring Touchdowns

| | | |
|---------|---------------------|---------|
| 13..... | George Rogers | 1985-86 |
| 13..... | John Riggins..... | 1982-83 |

POINTS AFTER TOUCHDOWN

Most Seasons Leading League, PATs

| | | |
|--------|----------------------|------|
| 1..... | Chip Lohmiller | 1991 |
| 1..... | Mark Moseley | 1983 |
| 1..... | Riley Smith | 1937 |

Most (Kicking) PATs Attempted, Career

| | | |
|-----------|----------------------|---------|
| 442 | Mark Moseley | 1974-86 |
| 267 | Chip Lohmiller | 1988-94 |
| 176 | Curt Knight..... | 1969-73 |

Most (Kicking) PATs Attempted, Season

| | | |
|---------|----------------------|------|
| 63..... | Mark Moseley | 1983 |
| 56..... | Chip Lohmiller | 1991 |
| 51..... | Mark Moseley | 1984 |

Most (Kicking) PATs Attempted, Game

| | | |
|-----------|---------------------------------|----------|
| 10* | Charlie Gogolak vs Giants | 11/27/66 |
|-----------|---------------------------------|----------|

Most (One-Point) PATs, Career

| | | |
|-----------|----------------------|---------|
| 417 | Mark Moseley | 1974-86 |
| 262 | Chip Lohmiller | 1988-94 |
| 172 | Curt Knight..... | 1969-73 |

Most (One-Point) PATs, Season

| | | |
|---------|----------------------|------|
| 62..... | Mark Moseley | 1983 |
| 56..... | Chip Lohmiller | 1991 |
| 49..... | Brett Conway | 1999 |

Most (One-Point) PATs, Game

| | | |
|----------|---------------------------------|----------|
| 9* | Charlie Gogolak vs Giants | 11/27/66 |
| 8..... | Chip Lohmiller vs Falcons | 11/10/91 |
| 8..... | Dick Poillon vs Yanks | 10/31/48 |

Most Consecutive (Kicking) PATs

| | | |
|-----------|----------------------|---------|
| 213 | Chip Lohmiller | 1988-94 |
|-----------|----------------------|---------|

Highest (Kicking) PAT Percentage, Career (min. 200 PATs)

| | | |
|------------|--------------------------------|---------|
| 98.1 | Chip Lohmiller (262-267) | 1988-94 |
| 94.6 | Mark Moseley (417-441) | 1974-86 |

Most (Kicking) PATs, No Misses, Season

| | | |
|---------|----------------------|------|
| 56..... | Chip Lohmiller | 1991 |
| 41..... | Chip Lohmiller | 1990 |
| 41..... | Chip Lohmiller | 1989 |

Most (Kicking) PATs, No Misses, Game

| | | |
|--------|---------------------------------|----------|
| 8..... | Chip Lohmiller vs Falcons | 11/10/91 |
| 7..... | Nick Novak vs 49ers..... | 10/23/05 |
| 7..... | Mark Moseley vs Giants | 09/28/75 |

Most Two-Point Conversions, Career

| | | |
|--------|-------------------------|-----------|
| 3..... | Chris Cooley | 2004-12 |
| 2..... | Darnerien McCants | 2002-04 |
| 2..... | Stephen Davis | 1996-2002 |

Most Two-Point Conversions, Season

| | | |
|--------|--------------------------|------|
| 2..... | Darnierian McCants | 2003 |
|--------|--------------------------|------|

Most Two-Point Conversions, Game

| | | |
|--------|---|--|
| 1..... | Multiple times.... (Last: Robert Griffin III vs Eagles, 11/17/13) | |
|--------|---|--|

FIELD GOALS

Most Seasons Leading League

| | | |
|--------|--------------------|-----------------|
| 4..... | Mark Moseley | 1976-77, 79, 82 |
|--------|--------------------|-----------------|

Most Consecutive Seasons Leading League

| | | |
|--------|----------------------|---------|
| 2..... | Chip Lohmiller | 1991-92 |
| 2..... | Mark Moseley | 1976-77 |

Most Seasons Leading Team (all consecutive)

| | | |
|---------|----------------------|---------|
| 12..... | Mark Moseley | 1974-85 |
| 7..... | Chip Lohmiller | 1988-94 |
| 5..... | Curt Knight..... | 1969-73 |

Most Field Goals Attempted, Career

| | | |
|-----------|----------------------|---------|
| 397 | Mark Moseley | 1974-86 |
| 245 | Chip Lohmiller | 1988-94 |
| 175 | Curt Knight..... | 1969-73 |

Most Field Goals Attempted, Season

| | | |
|-----------|----------------------|------|
| 49* | Curt Knight | 1971 |
| 47..... | Mark Moseley | 1983 |
| 43..... | Chip Lohmiller | 1991 |

Most Field Goals Attempted, Game

| | | |
|--------|--------------------------------|----------|
| 7..... | Curt Knight vs Oilers..... | 10/10/71 |
| 6..... | Graham Gano vs Titans..... | 11/21/10 |
| 6..... | Brett Conway vs Giants | 11/21/99 |
| 6..... | Chip Lohmiller vs Eagles | 12/22/91 |
| 6..... | Chip Lohmiller vs Eagles | 10/21/90 |
| 6..... | Mark Moseley vs Saints | 10/26/80 |
| 6..... | Curt Knight vs Bears..... | 11/14/71 |

Most Field Goals, Career

| | | |
|-----------|----------------------|---------|
| 263 | Mark Moseley | 1974-86 |
| 175 | Chip Lohmiller | 1988-94 |
| 101 | Curt Knight..... | 1969-73 |

Most Field Goals, Season

| | | |
|---------|----------------------|------|
| 33..... | Mark Moseley | 1983 |
| 31..... | Graham Gano | 2011 |
| 31..... | Chip Lohmiller | 1991 |
| 30..... | Chip Lohmiller | 1992 |
| 30..... | Chip Lohmiller | 1990 |

Most Field Goals, Rookie, Season

| | | |
|---------|-----------------------|------|
| 26..... | Scott Blanton..... | 1996 |
| 22..... | Charlie Gogolak | 1966 |
| 19..... | Chip Lohmiller | 1988 |

INDIVIDUAL RECORDS

Most Field Goals, Game

| | | |
|--------|--------------------------------|----------|
| 5..... | Shaun Suisham vs Jets..... | 11/04/07 |
| 5..... | Chip Lohmiller vs Vikings..... | 10/25/92 |
| 5..... | Chip Lohmiller vs Eagles..... | 12/22/91 |
| 5..... | Chip Lohmiller vs Bills..... | 12/30/90 |
| 5..... | Mark Moseley vs Saints..... | 10/26/80 |
| 5..... | Curt Knight vs Colts..... | 11/18/73 |
| 5..... | Curt Knight vs Bears..... | 11/14/71 |
| 5..... | Curt Knight vs Oilers..... | 10/10/71 |

Most Field Goals, One Quarter

| | | |
|----|----------------------------------|----------|
| 4* | Curt Knight vs Giants (2nd)..... | 11/15/70 |
|----|----------------------------------|----------|

Most Consecutive Games Scoring Field Goals

| | | |
|---------|---------------------|---------|
| 28..... | Chip Lohmiller..... | 1988-90 |
| 15..... | Mark Moseley..... | 1976-77 |

Most Consecutive Field Goals

| | | |
|---------|---------------------|---------|
| 23..... | Mark Moseley..... | 1981-82 |
| 18..... | Kai Forbath..... | 2013-14 |
| 17..... | Kai Forbath..... | 2012 |
| 14..... | Graham Gano..... | 2011 |
| 14..... | Chip Lohmiller..... | 1990-91 |

Most Consecutive Field Goals Made to Start a Career

| | | |
|-----|------------------|------|
| 17* | Kai Forbath..... | 2012 |
|-----|------------------|------|

Longest Field Goal

| | | |
|---------|------------------------------|----------|
| 59..... | Graham Gano vs. 49ers..... | 11/06/11 |
| 57..... | Steve Cox vs Seahawks..... | 09/28/86 |
| 56..... | Chip Lohmiller vs Colts..... | 12/22/90 |

Highest Field Goal Percentage, Career (min. 100 FGA)

| | | |
|-----------|-------------------------------|---------|
| 80.2..... | Shaun Suisham (81/101)..... | 2006-09 |
| 71.4..... | Chip Lohmiller (175/245)..... | 1988-94 |
| 66.2..... | Mark Moseley (263/397)..... | 1974-86 |

Highest Field Goal Percentage, Season (min. 20 FGA)

| | | |
|-----------|----------------------------|------|
| 95.2..... | Mark Moseley (20/21)..... | 1982 |
| 85.7..... | Shaun Suisham (18/21)..... | 2009 |
| 82.9..... | Shaun Suisham (29/35)..... | 2007 |

Most Field Goals, No Misses, Game

| | | |
|--------|--------------------------------|----------|
| 5..... | Shaun Suisham vs Jets..... | 11/04/07 |
| 5..... | Chip Lohmiller vs Vikings..... | 10/25/92 |
| 5..... | Chip Lohmiller vs Bills..... | 12/30/90 |

Most Field Goals, 50 or More Yards, Career

| | | |
|---------|---------------------|-----------|
| 12..... | Mark Moseley..... | 1974-86 |
| 9..... | Chip Lohmiller..... | 1988-94 |
| 5..... | Brett Conway..... | 1998-2002 |

Most Field Goals, 50 or More Yards, Season

| | | |
|--------|---------------------|------|
| 4..... | Graham Gano..... | 2011 |
| 4..... | Mark Moseley..... | 1977 |
| 3..... | Brett Conway..... | 1999 |
| 3..... | Chip Lohmiller..... | 1990 |

Most Field Goals, 50 or More Yards, Game

| | | |
|--------|-----------------|--|
| 2..... | Four times..... | (Last: Brett Conway, vs Bears, 10/31/99) |
|--------|-----------------|--|

SAFETIES

Most Safeties, Career

| | | |
|--------|-----------------------|------------------------|
| 1..... | Multiple players..... | (Last: Kedric Golston) |
|--------|-----------------------|------------------------|

Most Safeties, Season

| | | |
|--------|-----------------------|------------------------------|
| 1..... | Multiple players..... | (Last: Kedric Golston, 2007) |
|--------|-----------------------|------------------------------|

Most Safeties, Game

| | | |
|--------|--------------------|---|
| 1..... | Multiple players.. | (Last: Kedric Golston vs Vikings, 12/23/07) |
|--------|--------------------|---|

RUSHING - ATTEMPTS

Most Seasons Leading Team, Attempts

| | | |
|--------|---------------------|------------------|
| 6..... | Larry Brown..... | 1969-74 |
| 5..... | Clinton Portis..... | 2004-05, 2007-09 |
| 5..... | John Riggins..... | 1978-79, 1982-84 |

Most Consecutive Seasons Leading Team, Attempts

| | | |
|--------|--------------------|-----------|
| 6..... | Larry Brown..... | 1969-74 |
| 4..... | Stephen Davis..... | 1999-2002 |
| 4..... | Dan Bosseler..... | 1957-60 |

Most Attempts, Career

| | | |
|------------|---------------------|------------------|
| 1,988..... | John Riggins..... | 1976-79, 1981-85 |
| 1,667..... | Clinton Portis..... | 2004-10 |
| 1,530..... | Larry Brown..... | 1969-76 |

Most Attempts, Season

| | | |
|----------|---------------------|------|
| 375..... | John Riggins..... | 1983 |
| 356..... | Stephen Davis..... | 2001 |
| 352..... | Clinton Portis..... | 2005 |

Most Attempts, Rookie, Season

| | | |
|----------|--------------------|------|
| 335..... | Alfred Morris..... | 2012 |
| 235..... | Mike Thomas..... | 1975 |
| 233..... | Reggie Brooks..... | 1993 |

Most Attempts, Game

| | | |
|----------|---------------------------------|----------|
| 45*..... | Jamie Morris vs Bengals..... | 12/17/88 |
| 39..... | Earnest Byner vs Patriots..... | 12/15/90 |
| 38..... | Stephen Davis vs Cardinals..... | 01/06/02 |
| 38..... | Jamie Morris vs Eagles..... | 11/12/89 |

RUSHING - YARDS GAINED

Most Seasons Leading League, Yards Gained, Rushing

| | | |
|--------|--------------------|------|
| 1..... | Larry Brown..... | 1970 |
| 1..... | Cliff Battles..... | 1937 |
| 1..... | Jim Musick..... | 1933 |
| 1..... | Cliff Battles..... | 1932 |

Most Yards Gained, Rushing, Career

| | | |
|------------|---------------------|------------------|
| 7,472..... | John Riggins..... | 1976-79, 1981-85 |
| 6,824..... | Clinton Portis..... | 2004-10 |
| 5,875..... | Larry Brown..... | 1969-76 |
| 5,790..... | Stephen Davis..... | 1996-2002 |

INDIVIDUAL RECORDS

Most Seasons, 1,000 or More Yards Rushing

| | | |
|--------|---------------------|------------------|
| 4..... | Clinton Portis..... | 2004-05, 2007-08 |
| 4..... | John Riggins..... | 1978-79, 1983-84 |
| 3..... | Stephen Davis..... | 1999-2001 |

Most Consecutive Seasons, 1,000 or More Yards Rushing

| | | |
|--------|---------------------|-----------|
| 3..... | Stephen Davis..... | 1999-2001 |
| 2..... | Alfred Morris..... | 2012-13 |
| 2..... | Clinton Portis..... | 2007-08 |
| 2..... | Clinton Portis..... | 2004-05 |
| 2..... | Terry Allen..... | 1995-96 |
| 2..... | Earnest Byner..... | 1990-91 |
| 2..... | George Rogers..... | 1985-86 |
| 2..... | John Riggins..... | 1983-84 |
| 2..... | John Riggins..... | 1978-79 |

Most Yards Gained, Rushing, Season

| | | |
|------------|---------------------|------|
| 1,613..... | Alfred Morris..... | 2012 |
| 1,516..... | Clinton Portis..... | 2005 |
| 1,487..... | Clinton Portis..... | 2008 |

Most Yards Gained, Rushing, Rookie, Season

| | | |
|------------|--------------------|------|
| 1,613..... | Alfred Morris..... | 2012 |
| 1,063..... | Reggie Brooks..... | 1993 |
| 919..... | Mike Thomas..... | 1975 |

Most Yards Gained, Rushing, Game

| | | |
|----------|---------------------------------|----------|
| 221..... | Gerald Riggs vs Eagles..... | 09/17/89 |
| 215..... | Cliff Battles vs NYG..... | 10/08/33 |
| 206..... | George Rogers vs Cardinals..... | 12/21/85 |
| 204..... | Timmy Smith vs Broncos..... | 01/31/88 |

Most Games, 200 or More Yards Rushing, Career (Regular Season)

| | | |
|--------|--------------------|---------|
| 1..... | Alfred Morris..... | 2012-14 |
| 1..... | Gerald Riggs..... | 1989-91 |
| 1..... | George Rogers..... | 1985-87 |
| 1..... | Cliff Battles..... | 1932-37 |

Most Games, 200 or More Yards Rushing, Season

| | | |
|--------|--------------------|------|
| 1..... | Alfred Morris..... | 2012 |
| 1..... | Gerald Riggs..... | 1989 |
| 1..... | George Rogers..... | 1985 |
| 1..... | Cliff Battles..... | 1933 |

Most Games, 100 or More Yards Rushing, Career (Regular Season)

| | | |
|---------|---------------------|----------------|
| 26..... | Clinton Portis..... | 2004-10 |
| 19..... | John Riggins..... | 1976-79, 81-85 |
| 19..... | Larry Brown..... | 1969-76 |
| 18..... | Stephen Davis..... | 1996-2002 |

Most Games, 100 or More Yards Rushing, Season

| | | |
|--------|---------------------|------|
| 9..... | Clinton Portis..... | 2005 |
| 7..... | Alfred Morris..... | 2012 |
| 7..... | Rob Goode..... | 1951 |

Most Consecutive Games, 100 or More Yards Rushing

| | | |
|--------|---------------------|------|
| 5..... | Clinton Portis..... | 2008 |
| 5..... | Ladell Betts..... | 2006 |
| 5..... | Clinton Portis..... | 2005 |
| 5..... | Rob Goode..... | 1951 |

Longest Run From Scrimmage

| | | |
|---------|-------------------------------|----------|
| 88..... | Billy Wells vs Cardinals..... | 11/21/54 |
| 85..... | Reggie Brooks vs Eagles..... | 09/19/93 |
| 80..... | Rob Goode vs Packers..... | 09/24/50 |

RUSHING - AVERAGE GAIN

Highest Average Gain, Rushing, Career (min. 750 att.)

| | | |
|----------|--------------------------------------|-----------|
| 4.2..... | Stephen Davis (1,383 for 5,790)..... | 1996-2002 |
| 4.2..... | Cliff Battles (839-3,511)..... | 1932-37 |
| 4.1..... | Clinton Portis (1,667-6,824)..... | 2004-10 |
| 4.1..... | Ladell Betts (776-3,176)..... | 2002-09 |

Highest Average Gain, Rushing, Season (min. 100 att.)

| | | |
|-----------|-----------------------------------|------|
| 6.79..... | Robert Griffin III (120-815)..... | 2012 |
| 5.42..... | Frank Atkins (147-797)..... | 1945 |
| 5.41..... | Don Bosseler (119-644)..... | 1959 |

Highest Average Gain, Rushing, Game (min 10 att.)

| | | |
|-----------|---|----------|
| 11.9..... | Stephen Davis (12-143) vs Bears..... | 10/31/99 |
| 10.6..... | Robert Griffin III (13-138) vs Vikings..... | 10/14/12 |
| 10.5..... | Johnny Olszewski (18-190) vs Browns..... | 11/15/59 |

RUSHING - TOUCHDOWNS

Most Seasons Leading League, Touchdowns, Rushing

| | | |
|--------|--------------------|------|
| 1..... | Stephen Davis..... | 1999 |
| 1..... | Terry Allen..... | 1996 |
| 1..... | George Rogers..... | 1986 |
| 1..... | John Riggins..... | 1983 |
| 1..... | Rob Goode..... | 1951 |
| 1..... | Andy Farkas..... | 1938 |
| 1..... | Cliff Battles..... | 1937 |

Most Seasons Leading Team, Touchdowns, Rushing

| | | |
|--------|---------------------|----------------|
| 7..... | John Riggins..... | 1978-79, 81-85 |
| 5..... | Clinton Portis..... | 2004-08 |
| 4..... | Stephen Davis..... | 1999-2002 |
| 4..... | Larry Brown..... | 1970-73 |

Most Consecutive Seasons Leading Team, Touchdowns, Rushing

| | | |
|--------|---------------------|-----------|
| 5..... | Clinton Portis..... | 2004-08 |
| 5..... | John Riggins..... | 1981-85 |
| 4..... | Stephen Davis..... | 1999-2002 |
| 4..... | Larry Brown..... | 1970-73 |

Most Touchdowns, Rushing, Career

| | | |
|---------|---------------------|----------------|
| 79..... | John Riggins..... | 1976-79, 81-85 |
| 46..... | Clinton Portis..... | 2004-10 |
| 45..... | Stephen Davis..... | 1996-2002 |
| 37..... | Terry Allen..... | 1995-98 |
| 35..... | Larry Brown..... | 1970-73 |

Most Touchdowns, Rushing, Season

| | | |
|---------|--------------------|------|
| 24..... | John Riggins..... | 1983 |
| 21..... | Terry Allen..... | 1996 |
| 18..... | George Rogers..... | 1986 |

Most Touchdowns, Rushing, Rookie, Season

| | | |
|---------|--------------------|------|
| 13..... | Alfred Morris..... | 2012 |
| 8..... | Skip Hicks..... | 1998 |
| 7..... | Don Bosseler..... | 1957 |

INDIVIDUAL RECORDS

Most Touchdowns, Rushing, Game

| | | |
|--------|---------------------------------|----------|
| 3..... | Darrel Young vs Chargers | 11/03/13 |
| 3..... | Roy Helu, Jr. vs Bears | 10/20/13 |
| 3..... | Alfred Morris vs Cowboys | 12/30/12 |
| 3..... | Clinton Portis vs 49ers | 10/23/05 |
| 3..... | Stephen Davis vs Rams | 11/24/02 |
| 3..... | Stephen Davis vs Jets | 09/26/99 |
| 3..... | Stephen Davis vs Giants | 09/19/99 |
| 3..... | Skip Hicks vs Eagles | 11/15/98 |
| 3..... | Terry Allen vs Colts | 10/27/96 |
| 3..... | Terry Allen vs Giants | 10/20/96 |
| 3..... | Gerald Riggs vs Bengals | 09/22/91 |
| 3..... | Earnest Byner vs Dolphins | 12/02/90 |
| 3..... | John Riggins vs Lions | 10/13/85 |
| 3..... | Otis Wonsley vs Lions | 11/11/84 |
| 3..... | John Riggins vs Rams | 01/01/84 |
| 3..... | Reggie Evans vs Lions | 10/23/83 |
| 3..... | John Riggins vs Cardinals | 10/09/83 |
| 3..... | Ray McDonald vs Saints | 09/24/67 |
| 3..... | Dick James vs Cowboys | 12/17/61 |
| 3..... | Don Bosseler vs Eagles | 12/08/57 |
| 3..... | Andy Farkas vs Bears | 12/19/43 |
| 3..... | Andy Farkas vs Dodgers | 11/12/39 |
| 3..... | Andy Farkas vs Rams | 09/25/38 |
| 3..... | Cliff Battles vs Giants | 10/17/37 |

Most Consecutive Games Rushing for Touchdowns

| | | |
|---------|---------------------|---------|
| 13..... | George Rogers | 1985-86 |
| 13..... | John Riggins | 1982-83 |
| 10..... | Terry Allen | 1995-96 |

PASSING - PASSER RATING

Most Seasons Leading League, Passer Rating

| | | |
|--------|-----------------------|--------------------------|
| 6* | Sammy Baugh | 1937, 40, 43, 45, 47, 49 |
| 2..... | Sonny Jurgensen | 1967, 69 |

Most Seasons Leading Team, Passer Rating

| | | |
|---------|-----------------------|------------------|
| 14..... | Sammy Baugh | 1937-43, 1945-51 |
| 8..... | Joe Theismann | 1978-85 |
| 8..... | Sonny Jurgensen | 1964-70, 74 |

Most Consecutive Seasons Leading Team, Passer Rating

| | | |
|--------|-----------------------|---------|
| 8..... | Joe Theismann | 1978-85 |
| 7..... | Sonny Jurgensen | 1964-70 |
| 7..... | Sammy Baugh | 1945-51 |
| 7..... | Sammy Baugh | 1937-43 |

Highest Passer Rating, Career (min. 1500 att.)

| | | |
|------------|-----------------------|---------|
| 85.0 | Sonny Jurgensen | 1964-74 |
| 82.3 | Jason Campbell | 2005-09 |
| 80.2 | Mark Rypien | 1987-93 |
| 77.4 | Joe Theismann | 1974-85 |

Highest Passer Rating, Season (min. 150 att.)

| | | |
|-------------|--------------------------|------|
| 109.9 | Sammy Baugh | 1945 |
| 102.4 | Robert Griffin III | 2012 |
| 97.9 | Mark Rypien | 1991 |

Highest Passer Rating, Rookie, Season (min. 150 att.)

| | | |
|--------------|--------------------------|------|
| 102.4* | Robert Griffin III | 2012 |
| 76.5 | Jason Campbell | 2006 |
| 71.8 | Patrick Ramsey | 2002 |

PASSING - ATTEMPTS

Most Seasons Leading League, Attempts, Passing

| | | |
|--------|-----------------------|-----------------|
| 4..... | Sammy Baugh | 1937, 43, 47-48 |
| 3..... | Sonny Jurgensen | 1966-67, 69 |

Most Consecutive Seasons Leading League, Attempts, Passing

| | | |
|--------|-----------------------|---------|
| 2..... | Sonny Jurgensen | 1966-67 |
| 2..... | Sammy Baugh | 1947-48 |

Most Passes Attempted, Career

| | | |
|-------------|-----------------------|---------|
| 3,602 | Joe Theismann | 1974-85 |
| 3,155 | Sonny Jurgensen | 1964-74 |
| 2,995 | Sammy Baugh | 1937-52 |

Most Passes Attempted, Season

| | | |
|-----------|---------------------|------|
| 541 | Jay Schroeder | 1986 |
| 519 | Brad Johnson | 1999 |
| 509 | Trent Green | 1998 |

Most Passes Attempted, Rookie, Season

| | | |
|-----------|--------------------------|------|
| 393 | Robert Griffin III | 2012 |
| 375 | Norm Snead | 1961 |
| 265 | Heath Shuler | 1994 |

Most Passes Attempted, Game

| | | |
|---------|---------------------------------|----------|
| 58..... | Jay Schroeder vs 49ers | 12/01/85 |
| 54..... | Jason Campbell vs Cowboys | 11/18/07 |
| 54..... | Trent Green vs Cardinals | 11/22/98 |
| 54..... | Mark Rypien vs Cowboys | 11/22/90 |

PASSING - COMPLETIONS

Most Seasons Leading League, Completions

| | | |
|--------|-----------------------|---------------------|
| 5..... | Sammy Baugh | 1937, 43, 45, 47-48 |
| 4..... | Sonny Jurgensen | 1961, 66-67, 69 |

Most Consecutive Seasons Leading League, Completions

| | | |
|--------|-----------------------|---------|
| 2..... | Sonny Jurgensen | 1966-67 |
| 2..... | Sammy Baugh | 1947-48 |

Most Seasons Leading Team, Completions

| | | |
|---------|-----------------------|-----------------------|
| 13..... | Sammy Baugh | 1937-38, 40-43, 45-51 |
| 8..... | Joe Theismann | 1978-85 |
| 7..... | Billy Kilmer | 1971-77 |
| 7..... | Sonny Jurgensen | 1964-70 |

Most Consecutive Seasons Leading Team, Completions

| | | |
|--------|-----------------------|---------|
| 8..... | Joe Theismann | 1978-85 |
| 7..... | Billy Kilmer | 1971-77 |
| 7..... | Sonny Jurgensen | 1964-70 |
| 7..... | Sammy Baugh | 1945-51 |

Most Passes Completed, Career

| | | |
|-------------|-----------------------|---------|
| 2,044 | Joe Theismann | 1974-85 |
| 1,831 | Sonny Jurgensen | 1964-74 |
| 1,693 | Sammy Baugh | 1937-52 |

INDIVIDUAL RECORDS

Most Passes Completed, Season

| | | |
|-----|---------------------------|------|
| 327 | Jason Campbell..... | 2009 |
| 316 | Brad Johnson | 1999 |
| 315 | Jason Campbell..... | 2008 |

Most Passes Completed, Rookie, Season

| | | |
|-----|-------------------------------|------|
| 258 | Robert Griffin III..... | 2012 |
| 172 | Norm Snead | 1961 |
| 120 | Heath Shuler | 1994 |

Most Passes Completed, Game

| | | |
|----|--|----------|
| 33 | Jason Campbell vs Cowboys..... | 11/18/07 |
| 32 | Robert Griffin III vs Lions..... | 09/22/13 |
| 32 | Brad Johnson vs 49ers | 12/26/99 |
| 32 | John Friesz vs Giants | 09/18/94 |
| 32 | Sonny Jurgensen vs Browns..... | 11/26/67 |

Most Consecutive Passes Completed

| | | |
|----|-----------------------------------|----------|
| 22 | Mark Brunell vs Texans..... | 09/24/06 |
|----|-----------------------------------|----------|

PASSING - COMPLETION PCT.

Most Seasons Leading League

| | | |
|---|------------------------|------------------------|
| 7 | Sammy Baugh..... | 1940, 42-43, 45, 47-49 |
|---|------------------------|------------------------|

Most Consecutive Seasons Leading League

| | | |
|---|------------------------|---------|
| 3 | Sammy Baugh..... | 1947-49 |
|---|------------------------|---------|

Highest Completion Percentage, Career (min. 1,500 att.)

| | | |
|------|----------------------------|---------|
| 61.2 | Jason Campbell..... | 2005-09 |
| 58.2 | Sonny Jurgensen..... | 1964-74 |
| 56.7 | Joe Theismann | 1974-85 |
| 56.5 | Sammy Baugh..... | 1937-52 |

Highest Completion Percentage, Season (min. 150 att.)

| | | |
|-------|---|------|
| 70.33 | Sammy Baugh (128-182)..... | 1945 |
| 65.65 | Robert Griffin III (258-393)..... | 2012 |
| 64.49 | Jason Campbell (327-507)..... | 2009 |

Highest Completion Percentage, Rookie, Season

| | | |
|------|-------------------------------|------|
| 65.7 | Robert Griffin III..... | 2012 |
| 53.1 | Jason Campbell..... | 2007 |
| 51.5 | Patrick Ramsey..... | 2002 |

Highest Completion Percentage, Game (min. 20 att.)

| | | |
|------|---|----------|
| 88.9 | Mark Brunell vs Texans (24-27)..... | 09/24/06 |
|------|---|----------|

PASSING - YARDS GAINED

Most Seasons Leading League, Yards Gained, Passing, Passing

| | | |
|---|----------------------------|-----------------|
| 4 | Sammy Baugh..... | 1937, 40, 47-48 |
| 3 | Sonny Jurgensen..... | 1966-67, 69 |

Most Consecutive Seasons Leading League, Yards Gained, Passing, Passing

| | | |
|---|----------------------------|---------|
| 2 | Sonny Jurgensen..... | 1966-67 |
| 2 | Sammy Baugh..... | 1947-48 |

Most Seasons Leading Team, Yards Gained, Passing, Passing

| | | |
|----|----------------------------|-----------------------|
| 13 | Sammy Baugh..... | 1937-38, 40-43, 45-51 |
| 8 | Joe Theismann | 1978-85 |
| 7 | Billy Kilmer..... | 1971-77 |
| 7 | Sonny Jurgensen..... | 1964-70 |

Most Yards Gained, Passing, Career

| | | |
|--------|----------------------------|---------|
| 25,206 | Joe Theismann | 1974-85 |
| 22,585 | Sonny Jurgensen..... | 1964-74 |
| 21,886 | Sammy Baugh..... | 1937-52 |

Most Seasons, 3,000 or More Yards Passing

| | | |
|---|----------------------------|-------------|
| 3 | Mark Rypien | 1989, 91-92 |
| 3 | Joe Theismann | 1981, 83-84 |
| 3 | Sonny Jurgensen..... | 1966-67, 69 |

Most Yards Gained, Passing, Season

| | | |
|-------|---------------------------|------|
| 4,109 | Jay Schroeder | 1986 |
| 4,005 | Brad Johnson | 1999 |
| 3,768 | Mark Rypien | 1989 |

Most Yards Gained, Passing, Rookie, Season

| | | |
|-------|-------------------------------|------|
| 3,200 | Robert Griffin III..... | 2012 |
| 2,337 | Norm Snead | 1961 |
| 1,658 | Heath Shuler | 1994 |

Most Yards Gained, Passing, Game

| | | |
|-----|-----------------------------------|----------|
| 471 | Brad Johnson vs 49ers | 12/26/99 |
| 446 | Sammy Baugh vs Yanks..... | 10/31/48 |
| 442 | Mark Rypien vs Falcons..... | 11/10/91 |

Most Games, 400 or More Passing Yards, Career

| | | |
|---|----------------------------|---------|
| 2 | Mark Rypien | 1988-93 |
| 2 | Sonny Jurgensen..... | 1964-74 |

Most Games, 400 or More Passing Yards, Season

| | | |
|---|---------------------------|------------------------------|
| 1 | Multiple times..... | (Last: Donovan McNabb, 2010) |
|---|---------------------------|------------------------------|

Most Games, 300 or More Yards Passing, Career

| | | |
|----|----------------------------|---------|
| 15 | Sonny Jurgensen..... | 1964-74 |
| 14 | Joe Theismann | 1974-85 |
| 10 | Mark Rypien | 1987-93 |

Most Games, 300 or More Yards Passing, Season

| | | |
|---|----------------------------|------|
| 5 | Mark Rypien | 1989 |
| 5 | Jay Schroeder | 1986 |
| 5 | Sonny Jurgensen..... | 1967 |

Most Consecutive Games, 300 or More Yards Passing, Season

| | | |
|---|-------------------------------|------|
| 3 | Robert Griffin III..... | 2013 |
| 3 | Sonny Jurgensen..... | 1967 |

Longest Pass Completion (all TDs)

| | | |
|-----|---|----------|
| 99* | Sonny Jurgensen (to Allen) vs Bears | 09/15/68 |
| 99* | George Izo (to Mitchell) vs Browns..... | 09/15/63 |
| 99* | Frank Filchock (to Farkas) vs Steelers..... | 10/15/39 |

PASSING - AVERAGE GAIN

Most Seasons Leading League, Average Gain, Passing

| | | |
|---|------------------------|--------------|
| 3 | Sammy Baugh..... | 1937, 40, 48 |
|---|------------------------|--------------|

Highest Average Gain, Career (1,500 att.)

| | | |
|------|----------------------------|---------|
| 7.31 | Sammy Baugh..... | 1937-52 |
| 7.22 | Mark Rypien | 1988-93 |
| 7.16 | Sonny Jurgensen..... | 1964-74 |

Highest Average Gain, Season (150 att.)

INDIVIDUAL RECORDS

| | | |
|------|-------------------------|------|
| 9.17 |Sammy Baugh..... | 1945 |
| 9.03 |Eddie LeBaron..... | 1957 |
| 8.47 |Mark Rypien..... | 1991 |

Highest Average Gain, Rookie, Season

| | | |
|------|------------------------------|------|
| 8.14 |Robert Griffin III..... | 2012 |
| 7.22 |Al Dorow..... | 1954 |

Highest Average Gain, Game (20 att.)

| | | |
|--------|---|----------|
| 18.58* |Sammy Baugh vs Yanks (24 att-446 yds)..... | 10/31/48 |
|--------|---|----------|

PASSING - TOUCHDOWNS

Most Seasons Leading League, Touchdowns, Passing

| | | |
|---|--------------------------|----------|
| 2 |Sammy Baugh..... | 1940, 47 |
| 2 |Frank Filchock..... | 1939, 44 |

Most Seasons Leading Team

| | | |
|----|---------------------------|-----------------------|
| 13 |Sammy Baugh..... | 1937-38, 40-43, 45-51 |
| 8 |Joe Theismann..... | 1978-85 |
| 8 |Sonny Jurgensen..... | 1964-70, 74 |

Most Consecutive Seasons Leading Team

| | | |
|---|---------------------------|---------|
| 8 |Joe Theismann..... | 1978-85 |
| 7 |Sonny Jurgensen..... | 1964-70 |
| 7 |Sammy Baugh..... | 1945-51 |

Most Touchdown Passes, Career

| | | |
|-----|---------------------------|---------|
| 187 |Sammy Baugh..... | 1937-52 |
| 179 |Sonny Jurgensen..... | 1964-74 |
| 160 |Joe Theismann..... | 1974-85 |

Most Touchdown Passes, Season

| | | |
|----|---------------------------|------|
| 31 |Sonny Jurgensen..... | 1967 |
| 29 |Joe Theismann..... | 1983 |
| 28 |Mark Rypien..... | 1991 |
| 28 |Sonny Jurgensen..... | 1966 |

Most Touchdown Passes, Rookie, Season

| | | |
|----|------------------------------|------|
| 20 |Robert Griffin III..... | 2012 |
| 14 |Eddie LeBaron..... | 1952 |
| 11 |Norm Snead..... | 1961 |

Most Touchdown Passes, Game

| | | |
|---|------------------------------------|----------|
| 6 |Mark Rypien vs Falcons..... | 11/10/91 |
| 6 |Sammy Baugh vs Cardinals..... | 11/23/47 |
| 6 |Sammy Baugh vs Dodgers..... | 10/31/43 |

Most Games, Four or More Touchdown Passes, Career

| | | |
|---|---------------------------|---------|
| 9 |Sonny Jurgensen..... | 1964-74 |
| 5 |Mark Rypien..... | 1988-93 |

Most Games, Four or More Touchdown Passes, Season

| | | |
|---|---------------------------|----------|
| 3 |Sonny Jurgensen..... | 1964, 67 |
|---|---------------------------|----------|

Most Consecutive Games, Touchdown Passes

| | | |
|----|---------------------------|---------|
| 23 |Sonny Jurgensen..... | 1966-68 |
| 15 |Joe Theismann..... | 1982-83 |

PASSING - HAD INTERCEPTED

Most Consecutive Passes Attempted, No Interceptions

| | | |
|-----|--------------------------|---------|
| 271 |Jason Campbell..... | 2007-08 |
| 162 |Joe Theismann..... | 1983 |
| 146 |Brad Johnson..... | 1999 |

Most Passes Had Intercepted, Career

| | | |
|-----|---------------------------|---------|
| 203 |Sammy Baugh..... | 1937-52 |
| 138 |Joe Theismann..... | 1974-85 |
| 116 |Sonny Jurgensen..... | 1964-74 |

Most Passes Had Intercepted, Season

| | | |
|----|-------------------------|------|
| 27 |Norm Snead..... | 1963 |
| 23 |Sammy Baugh..... | 1948 |
| 22 |Jay Schroeder..... | 1986 |
| 22 |Norm Snead..... | 1962 |
| 22 |Norm Snead..... | 1961 |

Most Passes Had Intercepted, Game

| | | |
|---|-----------------------------------|----------|
| 6 |Jay Schroeder vs Giants..... | 12/07/86 |
| 6 |Sammy Baugh vs Giants..... | 11/11/51 |

Most Attempts, No Interceptions, Game

| | | |
|----|-----------------------------------|----------|
| 50 |Doug Williams vs Giants..... | 09/05/88 |
|----|-----------------------------------|----------|

Most Seasons Leading League, Lowest Percentage, Passes Had Intercepted

| | | |
|----|-----------------------|---------------------|
| 5* |Sammy Baugh..... | 1940, 42, 44-45, 47 |
|----|-----------------------|---------------------|

Lowest Percentage, Passes Had Intercepted, Career (min. 1,000 att.)

| | | |
|-----|--------------------------|---------|
| 2.3 |Jason Campbell..... | 2005-09 |
| 3.4 |Mark Rypien..... | 1987-93 |
| 3.6 |Jay Schroeder..... | 1984-87 |
| 3.8 |Joe Theismann..... | 1974-85 |

Lowest Percentage, Passes Had Intercepted, Season (min. 150 att.)

| | | |
|------|--------------------------------------|------|
| 1.19 |Jason Campbell (6-506)..... | 2008 |
| 1.27 |Robert Griffin III (5-393)..... | 2012 |
| 1.54 |Mark Brunell (4-250)..... | 2006 |

Lowest Pct. Of Passes Had Intercepted, Rookie, Season

| | | |
|-----|------------------------------|------|
| 1.3 |Robert Griffin III..... | 2012 |
| 3.5 |Patrick Ramsey..... | 2002 |
| 4.2 |Sammy Baugh..... | 1937 |

PASSING - TIMES SACKED

Most Times Sacked, Career

| | | |
|-----|---------------------------|---------|
| 340 |Joe Theismann..... | 1974-85 |
| 160 |Sonny Jurgensen..... | 1964-74 |
| 117 |Billy Kilmer..... | 1971-78 |

Most Times Sacked, Season

| | | |
|----|--------------------------|------|
| 49 |Trent Green..... | 1998 |
| 48 |Joe Theismann..... | 1984 |
| 43 |Jason Campbell..... | 2009 |

Most Times Sacked, Game

| | | |
|----|--------------------------------------|----------|
| 10 |John Beck at Bills..... | 10/30/11 |
| 9 |Joe Theismann vs Cardinals..... | 11/19/78 |

INDIVIDUAL RECORDS

PASS RECEPTIONS

Most Seasons Leading League, Receptions

2..... Charley Taylor 1966-67

Most Seasons Leading Team, Receptions

8..... Charley Taylor 1966-69, 72-75
 6..... Santana Moss 2005-10
 6..... Art Monk 1980, 82, 84-85, 89,91
 6..... Hugh Taylor 1949-54

Most Consecutive Seasons Leading Team, Receptions

6..... Santana Moss 2005-10
 6..... Hugh Taylor 1949-54
 4..... Charley Taylor 1972-75
 4..... Charley Taylor 1966-69
 4..... Bobby Mitchell 1962-65

Most Pass Receptions, Career

888 Art Monk 1980-93
 649 Charley Taylor 1964-77
 571 Santana Moss 2005-13

Most Seasons, 50 or More Pass Receptions

9..... Art Monk 1980-81, 84-86, 88-91
 7..... Charley Taylor 1964, 66-67, 69, 73-75
 6..... Santana Moss 2005-10
 6..... Bobby Mitchell 1962-67

Most Pass Receptions, Season

113 Pierre Garçon 2013
 106 Art Monk 1984
 93..... Santana Moss 2010

Most Pass Receptions, Rookie, Season

72..... Gary Clark 1985
 58..... Art Monk 1980
 53..... Charley Taylor 1964

Most Pass Receptions, Game

14..... Roy Helu, Jr. vs 49ers (105 yds) 11/06/11
 13..... Art Monk vs Lions (168 yds) 11/04/90
 13..... Kelvin Bryant vs Giants (130 yds) 12/07/86
 13..... Art Monk vs Bengals (230 yds) 12/15/85

Most Consecutive Games, Pass Receptions

164 Art Monk 1983-93

RECEIVING - YARDS GAINED

Most Seasons Leading League, Yards Gained, Receiving

2..... Bobby Mitchell 1962-63

Most Consecutive Seasons Leading League, Yards Gained, Receiving

2..... Bobby Mitchell 1962-63

Most Seasons Leading Team, Yards Gained, Receiving

8..... Charley Taylor 1966-69, 72-75
 6..... Santana Moss 2005-10
 6..... Gary Clark 1986-87, 89-92
 6..... Hugh Taylor 1949-54

Most Consecutive Seasons Leading Team, Yards Gained, Receiving

6..... Santana Moss 2005-10
 6..... Hugh Taylor 1949-54
 4..... Gary Clark 1989-92
 4..... Charley Taylor 1966-69
 4..... Bobby Mitchell 1962-65

Most Yards Gained, Pass Receiving, Career

12,026 Art Monk 1980-93
 9,110 Charley Taylor 1964-77
 8,742 Gary Clark 1985-92

Most Seasons, 1,000 or More Yards, Pass Receiving

5..... Art Monk 1984-86, 89, 91
 5..... Gary Clark 1986-87, 89-91
 3..... Santana Moss 2005, 08, 10
 3 Henry Ellard 1994-96

Most Yards Gained, Pass Receiving, Season

1,483 Santana Moss 2005
 1,436 Bobby Mitchell 1963
 1,397 Henry Ellard 1994

Most Yards Gained, Pass Receiving, Rookie, Season

926 Gary Clark 1985
 814 Charley Taylor 1964
 797 Art Monk 1980

Most Yards Gained, Pass Receiving, Game

255 Anthony Allen vs Cardinals (7 rec) 10/04/87
 241 Gary Clark vs Giants (11) 10/27/86
 230 Art Monk vs Bengals (13) 12/15/85

Most Games, 100 or More Yards Pass Receiving, Career

36..... Art Monk 1980-93
 28..... Gary Clark 1985-92
 23..... Charley Taylor 1964-77
 23..... Bobby Mitchell 1962-68

Most Games, 100 or More Yards Pass Receiving, Season

7..... Bobby Mitchell 1962
 6..... Art Monk 1985
 6..... Art Monk 1984
 6..... Bobby Mitchell 1963

Most Consecutive Games, 100 or More Yards Pass Receiving

3..... Art Monk (weeks 9-11) 1985
 3..... Art Monk (weeks 13-15) 1985

Longest Pass Reception (all TDs)

99* Gerry Allen (from Jurgensen) vs Bears 09/15/68
 99* Bobby Mitchell (from Izo) vs Browns 09/15/63
 99* Andy Farkas (from Filchock) vs Steelers 10/15/39

RECEIVING - AVERAGE GAIN

Highest Average Gain, Career (min. 200 rec.)

19.24 Hugh Taylor 1947-54
 18.19 Henry Ellard 1994-98
 16.52 Bobby Mitchell 1962-68

INDIVIDUAL RECORDS

Highest Average Gain, Season (min. 24 rec.)

| | | |
|-------|--------------------|-----------|
| 23.44 |Hugh Taylor |1952 |
| 21.56 |Charlie Brown |1982 |
| 21.36 |Hugh Taylor |1950 |

Highest Average Gain, Game (min. 3 rec.)

| | | |
|-------|---------------------------------------|---------------|
| 50.75 |Gary Clark vs Falcons (4/208) |11/10/91 |
| 49.33 |Charley Taylor vs Rams (3/148) |10/22/67 |
| 48.33 |Andy Farkas vs Cardinals (3/145) |11/19/39 |

RECEIVING - TOUCHDOWNS

Most Seasons Leading Team

| | | |
|---|---------------------|--------------------------|
| 7 |Gary Clark |1985-87, 89-92 |
| 7 |Hugh Taylor |1947, 49-54 |
| 5 |Santana Moss |2005-06, 08, 10, 12 |
| 5 |Charley Taylor |1969, 71-74 |

Most Consecutive Seasons Leading Team

| | | |
|---|---------------------|--------------|
| 6 |Hugh Taylor |1949-54 |
| 4 |Gary Clark |1989-92 |
| 4 |Charley Taylor |1971-74 |
| 4 |Bobby Mitchell |1962-65 |

Most Touchdowns, Career

| | | |
|----|---------------------|--------------|
| 79 |Charley Taylor |1964-77 |
| 65 |Art Monk |1980-93 |
| 60 |Jerry Smith |1965-77 |

Most Touchdowns, Season

| | | |
|----|---------------------|-----------|
| 12 |Ricky Sanders |1988 |
| 12 |Jerry Smith |1967 |
| 12 |Charley Taylor |1966 |
| 12 |Hugh Taylor |1952 |

Most Touchdowns, Rookie, Season

| | | |
|---|--------------------|-----------|
| 8 |Charlie Brown |1982 |
| 6 |Chris Cooley |2004 |
| 6 |Hugh Taylor |1947 |

Most Touchdowns, Game

| | | |
|---|-------------------------------------|---------------|
| 3 |Santana Moss vs Jaguars |10/01/06 |
| 3 |Santana Moss vs Giants |12/24/05 |
| 3 |Chris Cooley vs Cowboys |12/18/05 |
| 3 |Albert Connell vs Jaguars |10/22/00 |
| 3 |Michael Westbrook vs Cardinals |11/22/98 |
| 3 |Gary Clark vs Falcons |11/10/91 |
| 3 |Anthony Allen vs Cardinals |10/04/87 |
| 3 |Art Monk vs Colts |10/07/84 |
| 3 |Alvin Garrett vs Lions |01/08/83 |
| 3 |Jean Fugett vs 49ers |12/07/76 |
| 3 |Larry Brown vs Eagles |12/16/73 |
| 3 |Jerry Smith vs Cowboys |11/16/69 |
| 3 |Pat Richter vs Bears |09/15/68 |
| 3 |Jerry Smith vs Rams |10/22/67 |
| 3 |Hugh Taylor vs Cardinals |12/12/54 |
| 3 |Hugh Taylor vs Giants |12/07/52 |
| 3 |Hugh Taylor vs Cardinals |10/22/50 |
| 3 |Hugh Taylor vs Colts |09/17/50 |
| 3 |Hal Crisler vs Bulldogs |10/16/49 |
| 3 |Hugh Taylor vs Eagles |09/28/47 |

Most Consecutive Games, Receiving Touchdown

| | | |
|---|---------------------|----------------------------------|
| 6 |Santana Moss |2007-08 (includes playoffs) |
| 6 |Bobby Mitchell |1964 |
| 5 |Charlie Brown |1982 |

YARDS FROM SCRIMMAGE

Most Scrimmage Yards, Career

| | | |
|--------|---------------------|--------------|
| 12,358 |Art Monk |1980-93 |
| 10,628 |Charley Taylor |1964-77 |
| 8,796 |Gary Clark |1985-92 |

Most Scrimmage Yards, Season

| | | |
|-------|---------------------|-----------|
| 1,732 |Clinton Portis |2005 |
| 1,705 |Clinton Portis |2008 |
| 1,690 |Alfred Morris |2012 |

Most Scrimmage Yards, Rookie, Season

| | | |
|-------|---------------------|-----------|
| 1,690 |Alfred Morris |2012 |
| 1,569 |Charley Taylor |1964 |
| 1,402 |Mike Thomas |1975 |

Most Scrimmage Yards, Game

| | | |
|-----|----------------------------|---------------|
| 255 |Larry Brown vs Eagles |12/16/73 |
|-----|----------------------------|---------------|

INTERCEPTIONS BY

Most Seasons Leading League, Interceptions By

| | | |
|---|--------------------|-----------|
| 1 |Barry Wilburn |1987 |
| 1 |Mark Murphy |1983 |
| 1 |Paul Krause |1964 |
| 1 |Dan Sandifer |1948 |
| 1 |Sammy Baugh |1943 |

Most Seasons Leading Team, Interceptions By

| | | |
|---|-----------------------|-------------------------------------|
| 4 |Sammy Baugh |1941-43 |
| 3 |Multiple players |(Last: DeAngelo Hall, 2009-11) |

Most Consecutive Seasons Leading Team, Interceptions By

| | | |
|---|--------------------|--------------|
| 3 |DeAngelo Hall |2009-11 |
| 3 |Fred Smoot |2001-03 |
| 3 |Norb Hecker |1955-57 |
| 3 |Sammy Baugh |1941-43 |

Most Seasons Leading Team

| | | |
|---|--------------------|-------------------|
| 4 |DeAngelo Hall |2009-11, 13 |
| 3 |Fred Smoot |2001-03 |
| 3 |Darrell Green |1986, 91, 98 |
| 3 |Tom Carter |1993, 95-96 |
| 3 |Vernon Dean |1982, 84-85 |
| 3 |Ken Houston |1973, 75, 77 |
| 3 |Brig Owens |1966, 68, 70 |
| 3 |Paul Krause |1964-65, 67 |
| 3 |Norb Hecker |1955-57 |
| 3 |Sammy Baugh |1942-43, 45 |

Most Consecutive Seasons Leading Team

| | | |
|---|--------------------|--------------|
| 3 |DeAngelo Hall |2009-11 |
| 3 |Fred Smoot |2001-03 |
| 3 |Norb Hecker |1955-57 |

INDIVIDUAL RECORDS

Most Interceptions By, Career

| | | |
|---------|--------------------|-----------|
| 54..... | Darrell Green..... | 1983-2002 |
| 36..... | Brig Owens..... | 1966-72 |
| 31..... | Sammy Baugh..... | 1937-52 |

Most Interceptions By, Season

| | | |
|---------|-------------------|------|
| 13..... | Dan Sandifer..... | 1948 |
| 12..... | Paul Krause..... | 1964 |
| 11..... | Sammy Baugh..... | 1943 |

Most Interceptions By, Rookie, Season

| | | |
|---------|-------------------|------|
| 13..... | Dan Sandifer..... | 1948 |
| 12..... | Paul Krause..... | 1964 |
| 7..... | Brig Owens..... | 1966 |
| 7..... | Jim Kerr..... | 1961 |

Most Interceptions By, Game

| | | |
|----|------------------------------|----------|
| 4* | DeAngelo Hall vs. Bears..... | 10/24/10 |
| 4* | Dan Sandifer vs Yanks..... | 10/31/48 |
| 4* | Sammy Baugh vs Lions..... | 11/14/43 |

Most Consecutive Games, Passes Intercepted By

| | | |
|--------|--------------------|---------|
| 7..... | Paul Krause..... | 1964 |
| 6..... | Barry Wilburn..... | 1987 |
| 6..... | Lemar Parrish..... | 1978-79 |

INTERCEPTIONS - YARDS GAINED

Most Yards Gained, Career

| | | |
|----------|--------------------|-----------|
| 686..... | Brig Owens..... | 1966-72 |
| 631..... | Darrell Green..... | 1983-2002 |
| 491..... | Sammy Baugh..... | 1937-52 |

Most Yards Gained, Season

| | | |
|----------|----------------------|------|
| 258..... | Dan Sandifer..... | 1948 |
| 168..... | George Cheverko..... | 1948 |
| 165..... | Brig Owens..... | 1966 |

Most Yards Gained, Rookie, Season

| | | |
|----------|-------------------|------|
| 258..... | Dan Sandifer..... | 1948 |
| 165..... | Brig Owens..... | 1966 |
| 140..... | Paul Krause..... | 1964 |

Most Yards Gained, Game

| | | |
|----------|--------------------------------|----------|
| 110..... | Jim Steffen vs Cowboys..... | 09/29/63 |
| 103..... | Brad Edwards vs Cardinals..... | 11/29/92 |
| 100..... | Barry Wilburn vs Vikings..... | 12/26/87 |

Longest Return (All TDs)

| | | |
|----------|----------------------------------|----------|
| 100..... | Barry Wilburn vs Vikings..... | 12/26/87 |
| 93..... | Dick Poillon vs Eagles..... | 11/21/48 |
| 92..... | DeAngelo Hall vs. Bears..... | 10/24/10 |
| 92..... | Andre Collins vs Buccaneers..... | 12/04/94 |

INTERCEPTIONS - TOUCHDOWNS

Most Touchdowns, Career

| | | |
|--------|--------------------|-----------|
| 6..... | Darrell Green..... | 1983-2002 |
| 3..... | DeAngelo Hall..... | 2008-13 |
| 3..... | Monte Coleman..... | 1974-94 |
| 3..... | Andre Collins..... | 1990-94 |
| 3..... | Brig Owens..... | 1966-77 |

| | | |
|--------|----------------|---------|
| 3..... | Mike Bass..... | 1969-75 |
|--------|----------------|---------|

Most Touchdowns, Season

| | | |
|--------|--------------------|------|
| 2..... | DeAngelo Hall..... | 2013 |
| 2..... | Andre Collins..... | 1994 |
| 2..... | Vernon Dean..... | 1984 |
| 2..... | Dale Hackbart..... | 1961 |
| 2..... | Dan Sandifer..... | 1948 |
| 2..... | Pug Rentner..... | 1936 |

Most Touchdowns, Rookie, Season

| | | |
|--------|-------------------|------|
| 2..... | Dan Sandifer..... | 1948 |
|--------|-------------------|------|

Most Touchdowns, Game

| | | |
|----|----------------------------|----------|
| 2* | Dan Sandifer vs Yanks..... | 10/31/48 |
|----|----------------------------|----------|

PUNTING

Most Punts, Career

| | | |
|----------|------------------|---------|
| 896..... | Mike Bragg..... | 1968-79 |
| 388..... | Matt Turk..... | 1995-99 |
| 338..... | Pat Richter..... | 1963-70 |
| 338..... | Sammy Baugh..... | 1937-52 |

Most Punts, Season

| | | |
|----------|-----------------|------|
| 103..... | Tom Tupa..... | 2004 |
| 103..... | Mike Bragg..... | 1978 |
| 93..... | Matt Turk..... | 1998 |

Most Punts, Rookie, Season

| | | |
|---------|------------------|------|
| 76..... | Mike Bragg..... | 1968 |
| 74..... | Matt Turk..... | 1995 |
| 54..... | Doug Elmore..... | 1962 |

Most Punts, Game

| | | |
|---------|----------------------------|----------|
| 14..... | Sammy Baugh vs Eagles..... | 11/05/39 |
|---------|----------------------------|----------|

Longest Punt

| | | |
|---------|----------------------------|----------|
| 85..... | Sammy Baugh vs Eagles..... | 12/01/40 |
| 81..... | Sammy Baugh vs Lions..... | 11/14/43 |
| 77..... | Tress Way vs Giants..... | 09/25/14 |
| 77..... | Steve Cox vs Bills..... | 11/01/87 |

PUNTING - AVERAGE YARDAGE

Highest Average, Punting, Career (min. 250 punts)

| | | |
|------------|------------------|---------|
| 45.10..... | Sammy Baugh..... | 1937-52 |
| 43.77..... | Matt Turk..... | 1995-99 |
| 41.96..... | Pat Richter..... | 1963-70 |

Highest Average, Punting, Season (min. 30 punts)

| | | |
|-------------|------------------|------|
| 51.40*..... | Sammy Baugh..... | 1940 |
| 48.73..... | Sammy Baugh..... | 1941 |
| 48.24..... | Sammy Baugh..... | 1942 |

Highest Avg., Punting, Rookie, Season

| | | |
|------------|--------------------|------|
| 43.26..... | Mike Bragg..... | 1968 |
| 42.43..... | Matt Turk..... | 1995 |
| 42.16..... | Eddie LeBaron..... | 1952 |

Highest Average, Punting, Game (min. 4 punts)

| | | |
|------------|-----------------------------------|----------|
| 59.40..... | Sammy Baugh vs Lions (5-297)..... | 10/27/40 |
|------------|-----------------------------------|----------|

INDIVIDUAL RECORDS

PUNTING - NET YARDAGE

Since 1976

Highest Net Average, Punting, Career (min. 250 att.)

38.3Matt Turk..... 1995-99

Highest Net Average, Punting, Season

39.2Matt Turk..... 1997
 39.2Matt Turk..... 1996
 39.0Sav Rocca..... 2011
 39.0Matt Turk..... 1998

Highest Net Punting Average, Rookie, Season

37.7Matt Turk..... 1995
 33.3Jeff Hayes..... 1982

Highest Net Average, Punting, Game (min. 4 att.)

55.5Tress Way vs Giants.....09/25/14
 49.8Matt Turk vs Broncos.....09/27/98
 48.0Reggie Roby vs Buccaneers.....12/04/94

PUNTING - HAD BLOCKED

Most Punts Had Blocked, Career

8.....Mike Bragg..... 1968-79
 7.....Sammy Baugh..... 1937-52
 4.....Kelly Goodburn..... 1990-93

Most Punts Had Blocked, Season

3.....Kelly Goodburn..... 1991
 3.....Sammy Baugh..... 1943

PUNTING - INSIDE 20

Since 1976

Most Punts Inside the 20, Career

134Matt Turk..... 1995-99
 79.....Mike Bragg (stat not tracked until 1976) 1968-79
 76.....Sav Rocca..... 2011-13

Most Punts Inside the 20, Season

33.....Matt Turk..... 1998
 32.....Matt Turk..... 1997
 30.....Tom Tupa 2004

Most Punts Inside the 20, Game

5.....Multiple times..... (Last: Hunter Smith, 10/10/10)

PUNT RETURNS

Most Seasons Leading League, Punt Returns

1.....Eddie Brown 1977
 1.....Larry Jones 1975
 1.....Steve Bagarus 1945
 1.....Andy Farkas 1943

Most Seasons Leading Team (all consecutive)

9.....Brian Mitchell..... 1991-99

Most Punt Returns, Career

317Brian Mitchell..... 1990-99
 212Mike Nelms..... 1980-84
 129Antwaan Randle El 2006-09

Most Punt Returns, Season

57.....Eddie Brown 1977
 53.....Larry Jones 1975
 49.....Mike Nelms..... 1984

Most Punt Returns, Rookie, Season

48.....Mike Nelms..... 1980
 42.....Tony Green..... 1978
 38.....Brandon Banks 2010

Most Punt Returns, Game

11*Eddie Brown vs Buccaneers.....10/09/77
 10.....Mike Nelms vs Saints.....12/26/82
 9.....Mike Nelms vs Cardinals 12/21/80

FAIR CATCHES

Most Fair Catches, Career

151Brian Mitchell..... 1990-99

Most Fair Catches, Season

24.....Brian Mitchell 1994
 23.....Brian Mitchell 1997
 21Antwaan Randle El 2008
 21.....Brian Mitchell 1991

Most Fair Catches, Game

5.....Andre Roberts at Cardinals10/12/14
 5.....Antwaan Randle El vs Steelers11/03/08
 5.....Brian Mitchell vs Cardinals09/14/97

PUNT RETURNS - YARDS GAINED

Most Seasons Leading League, Yards Gained, Punt Returns

1.....Eddie Brown 1976
 1.....Bert Zagers 1957
 1.....Andy Farkas 1943

Most Seasons Leading Team, Yards Gained, Punt Returns

9.....Brian Mitchell 1991-99
 5.....Mike Nelms..... 1980-84
 5.....Rickie Harris 1965-69
 5.....Dick James..... 1959-63

Most Yards Gained, Punt Returns, Career

3,476Brian Mitchell 1990-99
 1,948Mike Nelms..... 1980-84
 1,150Eddie Brown 1975-77

Most Yards Gained, Punt Returns, Season

646Eddie Brown 1976
 600Brian Mitchell 1991
 506Brian Mitchell 1998

Most Yards Gained, Punt Returns, Rookie, Season

487Mike Nelms..... 1980
 443Tony Green..... 1978

INDIVIDUAL RECORDS

| | | |
|--|------------------------------------|----------|
| 431 | Brandon Banks | 2010 |
| Most Yards Gained, Punt Returns, Game | | |
| 146 | Rickie Harris vs Steelers | 11/21/65 |
| 142 | Ted Wilson vs Giants | 10/11/87 |
| 118 | Derrick Shepard vs Cardinals | 10/04/87 |

| | | |
|--------------------------------------|-------------------------------|----------|
| Longest Punt Return (All TDs) | | |
| 96..... | Bill Dudley vs Steelers | 12/03/50 |
| 90..... | Jacquez Green vs Eagles | 09/16/02 |
| 89..... | Eric Metcalf vs Giants | 10/28/01 |

PUNT RETURNS - AVG. YARDAGE

| | | |
|--|-----------------------|---------|
| Highest Average, Career (min. 40 returns) | | |
| 13.20 | Dick Todd | 1939-48 |
| 12.81 | Johnny Williams | 1952-53 |
| 12.11 | Andy Farkas | 1938-44 |

| | | |
|--|-----------------------|------|
| Highest Average, Season (min. 20 returns) | | |
| 15.25 | Johnny Williams | 1952 |
| 14.12 | Brian Mitchell | 1994 |
| 13.46 | Eddie Brown | 1976 |

| | | |
|--|-----------------------|------|
| Highest Average, Rookie, Season | | |
| 15.25 | Johnny Williams | 1952 |
| 12.16 | Rickie Harris | 1965 |
| 11.95 | Steve Bagarus | 1945 |

| | | |
|------------------------------|------------------------------------|----------|
| Highest Average, Game | | |
| 39.3 | Derrick Shepard vs Cardinals | 10/04/97 |
| 34.0 | Pervis Atkins vs Eagles | 11/01/64 |
| 33.3 | Brian Mitchell vs Giants | 11/01/92 |

PUNT RETURNS - TOUCHDOWNS

| | | |
|--|----------------------|---------|
| Most Touchdowns, Punt Returns, Career | | |
| 7..... | Brian Mitchell | 1990-99 |
| 3..... | Rickie Harris | 1965-70 |
| 3..... | Dick Todd | 1939-48 |

| | | |
|--|----------------------|------|
| Most Touchdowns, Punt Returns, Season | | |
| 2..... | Brian Mitchell | 1994 |
| 2..... | Brian Mitchell | 1991 |
| 2..... | Mike Nelms | 1981 |
| 2..... | Bert Zagers | 1957 |
| 2..... | John Williams | 1952 |

| | | |
|--|---------------------|------------------------------|
| Most Touchdowns, Punt Returns, Rookie, Season | | |
| 2..... | John Williams | 1952 |
| 1..... | Five players..... | (Last: Desmond Howard, 1992) |

| | | |
|--|---------------------|---|
| Most Touchdowns, Punt Returns, Game | | |
| 1..... | Multiple times..... | (Last: Santana Moss vs Lions, 10/26/08) |

KICKOFF RETURNS

| | | |
|--|---------------------|----------|
| Most Seasons Leading League, Kick Returns | | |
| 2..... | Eddie Saenz | 1947, 49 |
| 2..... | Dan Sandifer | 1948-49 |
| 1..... | Brandon Banks | 2011 |
| 1..... | Larry Jones | 1975 |

| | | |
|--|--------------------|---------|
| Most Consecutive Seasons Leading League, Kick Returns | | |
| 2..... | Dan Sandifer | 1948-49 |

| | | |
|----------------------------------|----------------------|---------|
| Most Seasons Leading Team | | |
| 9..... | Brian Mitchell | 1991-99 |
| 5..... | Mike Nelms | 1980-84 |
| 5..... | Dick James | 1959-63 |

| | | |
|-------------------------------------|-----------------------|---------|
| Most Kickoff Returns, Career | | |
| 421 | Brian Mitchell | 1990-99 |
| 222 | Rock Cartwright | 2002-09 |
| 175 | Mike Nelms | 1980-84 |

| | | |
|-------------------------------------|-----------------------|------|
| Most Kickoff Returns, Season | | |
| 64..... | Rock Cartwright | 2006 |
| 59..... | Brian Mitchell | 1998 |
| 58..... | Brian Mitchell | 1994 |

| | | |
|---|---------------------|------|
| Most Kickoff Returns, Rookie, Season | | |
| 46..... | Brandon Banks | 2010 |
| 38..... | Mike Nelms | 1980 |
| 34..... | Tony Green | 1978 |

| | | |
|-----------------------------------|----------------------------------|----------|
| Most Kickoff Returns, Game | | |
| 8..... | Terry Metcalf vs Cardinals | 09/20/81 |

KICK RETURNS - YARDS GAINED

| | | |
|--|-----------------------|---------|
| Most Yards Gained, Kickoff Returns Career | | |
| 9,586 | Brian Mitchell | 1990-99 |
| 5,332 | Rock Cartwright | 2002-09 |
| 4,128 | Mike Nelms | 1980-84 |
| 3,949 | Dick James | 1956-63 |

| | | |
|--|-----------------------|------|
| Most Yards Gained, Kickoff Returns Season | | |
| 1,541 | Rock Cartwright | 2006 |
| 1,478 | Brian Mitchell | 1994 |
| 1,408 | Brian Mitchell | 1995 |

| | | |
|--|---------------------|------|
| Most Yards Gained, Kickoff Returns Rookie, Season | | |
| 1,155 | Brandon Banks | 2010 |
| 870 | Tony Green | 1978 |
| 810 | Mike Nelms | 1980 |

| | | |
|--|----------------------------------|----------|
| Most Yards Gained, Kickoff Returns Game | | |
| 225 | Herb Mul-Key vs Cardinals | 09/23/73 |
| 213 | Brandon Banks vs Lions | 10/31/10 |
| 189 | Brian Mitchell vs Chargers | 12/06/98 |

| | | |
|---|----------------------------------|----------|
| Longest Kickoff Return (All TDs) | | |
| 102 | Larry Jones vs Eagles | 11/24/74 |
| 101 | Brian Mitchell vs Chargers | 12/06/98 |
| 100 | Rock Cartwright vs Dallas | 09/17/06 |

KICK RETURNS - AVG. YARDAGE

| | | |
|---|-------------------|------|
| Most Seasons Leading League, Average Yardage, Kick Returns | | |
| 1..... | Mike Nelms | 1981 |
| 1..... | Eddie Saenz | 1947 |

INDIVIDUAL RECORDS

Highest Average, Career (min. 40 returns)

| | | |
|-------|---------------------|--------------|
| 28.50 |Bobby Mitchell |1962-68 |
| 27.87 |Herb Mul-key |1972-74 |
| 25.98 |Joe Scudero |1954-58 |

Highest Average, Season (min. 20 returns)

| | | |
|-------|------------------|-----------|
| 29.70 |Mike Nelms |1981 |
| 29.38 |Dick James |1961 |
| 29.22 |Larry Jones |1974 |

Highest Average, Rookie, Season

| | | |
|-------|-------------------|-----------|
| 29.22 |Larry Jones |1974 |
| 25.96 |Dale Atkeson |1954 |
| 25.59 |Tony Green |1978 |

KICK RETURNS - TOUCHDOWNS

Most Touchdowns, Career

| | | |
|---|---------------------|--------------|
| 2 |Brian Mitchell |1990-99 |
| 2 |Bobby Mitchell |1962-68 |
| 2 |Eddie Saenz |1946-51 |
| 2 |Andy Farkas |1938-44 |

Most Touchdowns, Season

| | | |
|---|------------------|-----------|
| 2 |Eddie Saenz |1947 |
|---|------------------|-----------|

Most Touchdowns, Rookie, Season

| | | |
|---|---------------------|----------------------------------|
| 1 |Multiple times |(Last: Brandon Banks, 2010) |
|---|---------------------|----------------------------------|

Most Touchdowns, Game

| | | |
|---|-------------------|---|
| 1 |Many players |(Last: Brandon Banks vs Lions, 10/31/10) |
|---|-------------------|---|

COMBINED KICK/PUNT RETURNS

Most Combined Kick/Punt Returns, Career

| | | |
|-----|---------------------|--------------|
| 738 |Brian Mitchell |1990-99 |
| 386 |Mike Nelms |1980-84 |
| 253 |Dick James |1956-63 |

Most Combined Kick/Punt Returns, Season

| | | |
|-----|---------------------|-----------|
| 103 |Brian Mitchell |1998 |
| 100 |Larry Jones |1975 |
| 91 |Mike Nelms |1984 |
| 91 |Eddie Brown |1977 |

Most Combined Kick/Punt Returns, Game

| | | |
|----|---------------------------------------|---------------|
| 12 |Eddie Brown vs Buccaneers (11/1) |10/09/77 |
| 12 |Larry Jones vs Cowboys (P-6/K-6) |12/13/75 |
| 11 |Brandon Banks vs. Lions (5/6) |10/31/10 |
| 11 |Larry Jones vs Raiders (6/5) |11/23/75 |

COMBINED KICK RETURNS - YARDS

Most Yards Returned, Career

| | | |
|--------|---------------------|--------------|
| 13,062 |Brian Mitchell |1990-99 |
| 6,076 |Mike Nelms |1980-84 |
| 4,743 |Dick James |1956-63 |

Most Yards Returned, Season

| | | |
|-------|---------------------|-----------|
| 1,930 |Brian Mitchell |1994 |
| 1,843 |Brian Mitchell |1998 |
| 1,723 |Brian Mitchell |1995 |

Most Yards Returned, Game

| | | |
|-----|---------------------------------|---------------|
| 271 |Brandon Banks vs Lions |10/31/10 |
| 240 |Brian Mitchell vs Broncos |09/17/95 |
| 226 |Brian Mitchell vs Chargers |10/06/98 |

COMBINED KICK RETURNS - TDs

Most Touchdowns, Career

| | | |
|---|---------------------|--------------|
| 9 |Brian Mitchell |1990-99 |
| 3 |Rickie Harris |1965-70 |
| 3 |Bert Zagers |1955-58 |
| 3 |Dick Todd |1939-48 |
| 3 |Andy Farkas |1934-44 |

Most Touchdowns, Season

| | | |
|---|---------------------|-----------|
| 2 |Brian Mitchell |1997 |
| 2 |Brian Mitchell |1994 |
| 2 |Brian Mitchell |1991 |
| 2 |Mike Nelms |1981 |
| 2 |Tony Green |1978 |
| 2 |Bert Zagers |1957 |
| 2 |Joe Scudero |1955 |
| 2 |John Williams |1952 |
| 2 |Eddie Saenz |1947 |

Most Touchdowns, Game

| | | |
|---|---------------------|---|
| 1 |Multiple times |(Last: Brandon Banks vs Lions, 10/31/10) |
|---|---------------------|---|

FUMBLES

Most Fumbles, Career

| | | |
|----|--------------------|--------------|
| 47 |Sammy Baugh |1937-52 |
| 42 |Mark Rypien |1987-93 |
| 42 |Joe Theismann |1974-85 |

Most Fumbles, Season

| | | |
|----|---------------------|-----------|
| 15 |Sammy Baugh |1947 |
| 14 |Trent Green |1998 |
| 14 |Mark Rypien |1989 |
| 13 |Jason Campbell |2007 |

Most Fumbles, Game

| | | |
|---|--------------------------------|---------------|
| 5 |Patrick Ramsey vs Packers |10/20/02 |
|---|--------------------------------|---------------|

FUMBLES RECOVERED

Most Fumbles Recovered, Career, Own and Opponents'

| | | |
|----|--------------------|--------------|
| 21 |Sammy Baugh |1937-52 |
| 16 |Brad Dusek |1974-81 |
| 15 |Monte Coleman |1979-94 |

Most Fumbles Recovered, Season, Own and Opponents'

| | | |
|---|---------------------|-----------|
| 8 |Donovan McNabb |2010 |
| 7 |Sammy Baugh |1947 |
| 6 |Joe Theismann |1984 |

OWN FUMBLES RECOVERED

Most Own Fumbles Recovered, Career

| | | |
|----|---------------------|--------------|
| 18 |Sammy Baugh |1937-52 |
| 16 |Charley Taylor |1964-77 |
| 14 |Joe Theismann |1974-85 |

INDIVIDUAL RECORDS

Most Own Fumbles Recovered, Season

| | | |
|--------|---------------------|------|
| 8..... | Donovan McNabb..... | 2010 |
| 7..... | Sammy Baugh..... | 1947 |
| 6..... | Joe Theismann..... | 1984 |

Most Own Fumbles Recovered, Game

| | | |
|--------|-------------------|--|
| 2..... | Many players..... | |
|--------|-------------------|--|

OPPONENTS' FUMBLES RECOVERED

Most Opponents' Fumbles Recovered, Career

| | | |
|---------|----------------------|---------|
| 16..... | Brad Dusek..... | 1974-81 |
| 16..... | Chris Hanburger..... | 1965-78 |
| 14..... | Monte Coleman..... | 1979-94 |
| 14..... | Chris Hanburger..... | 1965-78 |
| 14..... | John Paluck..... | 1956-65 |

Most Opponents' Fumbles Recovered, Season

| | | |
|--------|------------------|------|
| 5..... | Ken Houston..... | 1973 |
| 5..... | Paul Krause..... | 1965 |
| 5..... | Bob Toneff..... | 1959 |

Most Opponents' Fumbles Recovered, Game

| | | |
|--------|----------------------|----------|
| 2..... | LaVar Arrington..... | 12/29/02 |
| 2..... | Shawn Barber..... | 12/03/00 |
| 2..... | Pat Eilers..... | 09/06/93 |
| 2..... | Danny Copeland..... | 12/13/92 |

YARDS RETURNING FUMBLES

Longest Fumble Return (all TDs)

| | | |
|---------|------------------------------|----------|
| 78..... | Darrell Green vs Colts..... | 10/07/93 |
| 76..... | John Paluck vs Giants..... | 12/02/56 |
| 75..... | DeAngelo Hall vs Eagles..... | 09/09/13 |

FUMBLE RETURN TOUCHDOWNS

Most Touchdowns, Career

| | | |
|--------|----------------------|---------|
| 3..... | Chris Hanburger..... | 1965-78 |
| 3..... | Brad Dusek..... | 1974-79 |

Most Touchdowns, Season

| | | |
|--------|---------------------|---|
| 2..... | Harold McPhail..... | 1934 |
| 1..... | Multiple times..... | (Last: DeAngelo Hall vs Eagles, 09/09/13) |

COMBINED NET YARDS GAINED

Rushing, Receiving, Returns

Most Seasons Leading League, Net Yards Gained

| | | |
|--------|---------------------|-------------|
| 4..... | Brian Mitchell..... | 1994-96, 98 |
|--------|---------------------|-------------|

Most Consecutive Seasons Leading League, Net Yards Gained

| | | |
|--------|---------------------|---------|
| 3..... | Brian Mitchell..... | 1994-96 |
|--------|---------------------|---------|

Most Seasons Leading Team, Net Yards Gained

| | | |
|--------|---------------------|------------------|
| 7..... | Brian Mitchell..... | 1993-99 |
| 6..... | Larry Brown..... | 1969-74 |
| 4..... | Clinton Portis..... | 2004-05, 2007-08 |

Most Consecutive Seasons Leading Team

| | | |
|--------|---------------------|---------|
| 7..... | Brian Mitchell..... | 1993-99 |
|--------|---------------------|---------|

| | | |
|--------|------------------|---------|
| 6..... | Larry Brown..... | 1969-74 |
|--------|------------------|---------|

COMBINED NET YARDS - ATTEMPTS

Most Attempts, Career

| | | |
|------------|---------------------|----------------|
| 2,109..... | John Riggins..... | 1976-79, 81-85 |
| 1,834..... | Clinton Portis..... | 2004-10 |
| 1,768..... | Larry Brown..... | 1969-76 |

Most Attempts, Season

| | | |
|----------|---------------------|------|
| 384..... | Stephen Davis..... | 2001 |
| 383..... | Clinton Portis..... | 2004 |
| 382..... | Clinton Portis..... | 2005 |

Most Attempts, Game

| | | |
|---------|--------------------------------|----------|
| 45..... | Jamie Morris vs Bengals..... | 12/17/88 |
| 41..... | Jamie Morris vs Eagles..... | 11/12/89 |
| 39..... | Earnest Byner vs Patriots..... | 12/15/90 |

COMBINED NET YARDS - YARDS

Most Yards Gained, Career

| | | |
|-------------|---------------------|---------|
| 16,900..... | Brian Mitchell..... | 1990-99 |
| 12,358..... | Art Monk..... | 1980-93 |
| 10,803..... | Charley Taylor..... | 1964-77 |

Most Yards Gained, Season

| | | |
|------------|---------------------|------|
| 2,477..... | Brian Mitchell..... | 1994 |
| 2,357..... | Brian Mitchell..... | 1998 |
| 2,348..... | Brian Mitchell..... | 1995 |

Most Yards Gained, Rookie, Season

| | | |
|------------|---------------------|------|
| 1,690..... | Alfred Morris..... | 2012 |
| 1,602..... | Brandon Banks..... | 2010 |
| 1,589..... | Charley Taylor..... | 1964 |

SACKS

Most Seasons Leading Team

| | | |
|--------|--------------------|-----------------|
| 5..... | Dexter Manley..... | 1982, 84-86, 88 |
| 4..... | Brian Orakpo..... | 2009-11, 13 |
| 4..... | Andre Carter..... | 2006-09 |
| 3..... | Ken Harvey..... | 1994-95, 97 |
| 3..... | Charles Mann..... | 1987, 89, 91 |
| 3..... | Coy Bacon..... | 1978-80 |

Most Sacks, Career

| | | |
|-----------|--------------------|---------|
| 97.5..... | Dexter Manley..... | 1981-89 |
| 82.0..... | Charles Mann..... | 1982-93 |
| 59.5..... | Dave Butz..... | 1975-88 |

Most Sacks, Season

| | | |
|-----------|--------------------|------|
| 18.5..... | Dexter Manley..... | 1986 |
| 15.0..... | Dexter Manley..... | 1985 |
| 15.0..... | Coy Bacon..... | 1979 |

Most Sacks, Rookie, Season

| | | |
|-----------|--------------------|------|
| 11.0..... | Brian Orakpo..... | 2009 |
| 7.5..... | Ryan Kerrigan..... | 2011 |
| 6.0..... | Andre Collins..... | 1990 |
| 6.0..... | Dean Hamel..... | 1985 |

INDIVIDUAL RECORDS/OPPONENT RECORDS

Most Sacks, Game

| | | |
|----------|---------------------------------|----------|
| 4.0..... | Ryan Kerrigan vs Jaguars..... | 09/14/14 |
| 4.0..... | Brian Orakpo vs Raiders..... | 12/13/09 |
| 4.0..... | Phillip Daniels vs Cowboys..... | 12/18/05 |
| 4.0..... | Ken Harvey vs Giants..... | 11/23/97 |
| 4.0..... | Dexter Manley vs Giants..... | 10/02/88 |
| 4.0..... | Diron Talbert vs Giants..... | 09/28/75 |

Most Seasons, 10 or More Sacks

| | | |
|--------|--------------------|-----------------|
| 5..... | Charles Mann..... | 1985-87, 89, 91 |
| 4..... | Dexter Manley..... | 1983-86 |
| 3..... | Coy Bacon..... | 1978-80 |

Most Consecutive Seasons, 10 or More Sacks

| | | |
|--------|--------------------|---------|
| 4..... | Dexter Manley..... | 1983-86 |
| 3..... | Charles Mann..... | 1985-87 |
| 3..... | Coy Bacon..... | 1978-80 |

OPPONENT RECORDS

SCORING

Most Points vs Redskins, Career

| | | |
|----------|----------------|---------|
| 242..... | Lou Groza..... | 1950-67 |
|----------|----------------|---------|

Most Points vs Redskins, Game

| | | |
|---------|----------------------------------|----------|
| 25..... | Bobby Joe Conrad, Cardinals..... | 09/27/59 |
|---------|----------------------------------|----------|

Touchdowns vs Redskins, Career

| | | |
|---------|-------------------|-----------|
| 24..... | Emmitt Smith..... | 1990-2002 |
|---------|-------------------|-----------|

Touchdowns vs Redskins, Game

| | | |
|--------|---------------------------------|----------|
| 4..... | Terrell Owens, Cowboys..... | 11/18/07 |
| 4..... | Wilbert Montgomery, Eagles..... | 10/07/79 |
| 4..... | Wilbert Montgomery, Eagles..... | 09/10/78 |
| 4..... | Ollie Matson, Cardinals..... | 11/21/54 |
| 4..... | Bob Shaw, Rams..... | 12/11/49 |

Points After Touchdown vs Redskins, Career

| | | |
|----------|----------------|---------|
| 101..... | Lou Groza..... | 1950-67 |
|----------|----------------|---------|

Points After Touchdown vs Redskins, Game

| | | |
|--------|-----------------------------------|----------|
| 7..... | Stephen Gostkowski, Patriots..... | 10/28/07 |
| 7..... | Pat Summerall, Giants..... | 10/05/61 |
| 7..... | Bobby Joe Conrad, Cardinals..... | 09/27/59 |
| 7..... | Ray McLean, Bears..... | 10/26/47 |

Field Goals vs Redskins, Career

| | | |
|---------|----------------|---------|
| 45..... | Lou Groza..... | 1950-67 |
|---------|----------------|---------|

Field Goals vs Redskins, Game

| | | |
|--------|--------------------------|----------|
| 6..... | Dan Bailey, Cowboys..... | 09/26/11 |
|--------|--------------------------|----------|

Field Goals Attempted vs Redskins, Game

| | | |
|--------|------------------------------|----------|
| 6..... | Dan Bailey, Cowboys..... | 09/26/11 |
| 6..... | Jay Feely, Giants..... | 10/30/05 |
| 6..... | Ali Haji-Sheikh, Giants..... | 12/17/83 |

Longest Field Goal vs Redskins

| | | |
|---------|--------------------------|----------|
| 58..... | Nick Lowery, Chiefs..... | 09/18/83 |
|---------|--------------------------|----------|

RUSHING

Most Yards Gained vs Redskins, Career

| | | |
|------------|-------------------|-----------|
| 2,440..... | Emmitt Smith..... | 1990-2002 |
|------------|-------------------|-----------|

Most Yards Gained vs Redskins, Game

| | | |
|----------|-----------------------------|----------|
| 234..... | Tiki Barber, Giants..... | 12/30/06 |
| 234..... | Bobby Mitchell, Browns..... | 11/15/59 |

Most Rushing Attempts vs Redskins, Game

| | | |
|---------|-------------------------------|----------|
| 40..... | Errict Rhett, Buccaneers..... | 12/04/94 |
|---------|-------------------------------|----------|

Most Rushing Touchdowns vs Redskins, Game

| | | |
|--------|-----------------------|-------------------------------------|
| 3..... | Multiple players..... | (Last: Matt Forte, Bears, 10/20/13) |
|--------|-----------------------|-------------------------------------|

PASSING

Most Passing Yards Gained vs Redskins, Career

| | | |
|------------|---------------|---------|
| 4,559..... | Jim Hart..... | 1967-82 |
|------------|---------------|---------|

Most Passing Yards Gained vs Redskins, Game

| | | |
|----------|--------------------------------|----------|
| 522..... | Boomer Esiason, Cardinals..... | 11/10/96 |
|----------|--------------------------------|----------|

Most Passing Attempts vs Redskins, Career

| | | |
|----------|---------------|---------|
| 703..... | Jim Hart..... | 1967-82 |
|----------|---------------|---------|

Most Passing Attempts vs Redskins, Game

| | | |
|---------|-------------------------|----------|
| 62..... | Tony Romo, Cowboys..... | 11/22/12 |
|---------|-------------------------|----------|

Most Completions vs Redskins, Career

| | | |
|----------|------------------|---------|
| 379..... | Eli Manning..... | 2004-14 |
|----------|------------------|---------|

Most Completions vs Redskins, Game

| | | |
|---------|--------------------------|----------|
| 38..... | Matt Schaub, Texans..... | 09/19/10 |
|---------|--------------------------|----------|

Most Passing Touchdowns vs Redskins, Career

| | | |
|---------|----------------------|---------|
| 38..... | Charlie Conerly..... | 1948-61 |
|---------|----------------------|---------|

Most Passing Touchdowns vs Redskins, Game

| | | |
|----|--------------------------|----------|
| 7* | Y.A. Tittle, Giants..... | 10/28/62 |
| 7* | Adrian Burk, Eagles..... | 10/17/54 |

Most Interceptions Thrown vs Redskins, Career

| | | |
|---------|---------------|---------|
| 43..... | Jim Hart..... | 1967-82 |
|---------|---------------|---------|

Most Interceptions Thrown vs Redskins, Game

| | | |
|--------|--------------------------|----------|
| 6..... | Ed Luther, Chargers..... | 10/31/83 |
|--------|--------------------------|----------|

Longest Pass Completion vs Redskins

| | | |
|---------|--|----------|
| 99..... | Jim Plunkett (to Cliff Branch), Raiders..... | 10/02/83 |
|---------|--|----------|

RECEIVING

Most Receiving Yards Gained vs Redskins, Career

| | | |
|------------|----------------|---------|
| 1,437..... | Roy Green..... | 1979-91 |
|------------|----------------|---------|

Most Receiving Yards Gained vs Redskins, Game

| | | |
|----------|------------------------------------|----------|
| 269..... | Del Shofner, Giants (11 rec.)..... | 10/28/62 |
|----------|------------------------------------|----------|

Most Receptions vs Redskins, Career

| | | |
|----------|-------------------|---------|
| 104..... | Jason Witten..... | 2003-14 |
|----------|-------------------|---------|

OPPONENT RECORDS

Most Receptions vs Redskins, Game

15.....Danny Amendola, Rams09/16/12

Most Receiving Touchdowns vs Redskins, Career

15.....Pete Pihos1947-55

Most Receiving Touchdowns vs Redskins, Game

4Terrell Owens, Cowboys11/18/07

4.....Bob Shaw, Rams12/11/49

Longest Reception

99tCliff Branch (from Jim Plunkett), Raiders10/02/83

INTERCEPTIONS

Most Interceptions vs Redskins, Career

9.....Terence Newman.....2003-12

9.....Everson Walls.....1981-91

9.....Bill Bradley.....1969-77

9.....Mel Renfro1964-77

Most Interceptions vs Redskins, Game

4Jerry Norton, Cardinals.....11/20/60

4.....Jack Butler, Steelers12/13/53

Most Interception Yards Gained vs Redskins, Career

157Aeneas Williams.....1991-2000

Most Interception Yards Gained vs Redskins, Game

121Mike Gaechter, Cowboys11/03/63

Most Interception Return Touchdowns vs Redskins, Career

3.....Larry Cole1968-80

Most Interception Return Touchdowns vs Redskins, Game

2.....Robert Massey, Cardinals.....10/04/92

Longest Interception Return vs Redskins

99tGeorge Buksar, Colts, ran 18, lateralled to Ernie Zaleski who ran 81 yds11/26/50

96.....Dennis Thurman, Cowboys.....09/06/81

KICKOFF RETURNS

Most Kickoff Returns vs Redskins, Career

36.....Vai Sihakema1986-93

Most Kickoff Returns vs Redskins, Game

8.....Maurice Hicks, 49ers10/23/05

8.....Erric Pegram, Falcons.....11/10/91

8.....Harlan Huckleby, Packers10/17/83

Most Kickoff Return Yards Gained vs Redskins, Career

795Vai Sihakema1986-93

Most Kickoff Return Yards Gained vs Redskins, Game

222Allen Rossum, Eagles.....11/14/99

Longest Kickoff Return vs Redskins

105tOllie Matson, Cardinals.....10/14/56

PUNT RETURNS

Most Punt Returns vs Redskins, Career

29.....Kelvin Martin.....1987-96

Most Punt Returns vs Redskins, Game

8.....Dedric Ward, Cowboys09/27/04

8.....Stump Mitchell, Cardinals01/02/83

8.....Leon Bright, Giants09/13/81

Most Punt Return Yards Gained vs Redskins, Career

336Vai Sihakema1986-93

Most Punt Return Yards Gained vs Redskins, Game

140Alvin Haymond, Eagles.....10/06/88

Longest Punt Return vs Redskins

98tCharlie West, Vikings11/03/68

FUMBLE RETURNS

Longest Return vs Redskins

103tAeneas Williams, Cardinals.....11/05/00

POSTSEASON RECORDS

TEAM POSTSEASON

CHAMPIONSHIPS

| | |
|-------------------------------|---|
| League Championships | |
| 5 | 1937, 42, 82, 87, 91 |
| NFC Championships | |
| 5 | 1972, 82-83, 87, 91 |
| NFC East Championships | |
| 14 | 1936-37, 40, 42-43, 45, 72, 82-84, 87, 91, 99, 2012 |

GAMES, VICTORIES, DEFEATS

| | |
|---|--|
| Seasons Participating in Postseason Games | |
| 23 | 1936-37, 40, 42-43, 45, 71-74, 76, 82-84, 86-87, 90-92, 99, 2005, 07, 12 |
| Most Consecutive Seasons Participating in Postseason Games | |
| 4 | 1971-74 |
| Games Played | |
| 41 | 1936-2012 |
| Games Won | |
| 23 | 1937-2005 |
| Most Consecutive Games Won | |
| 6 | 1982-83 |
| Games Lost | |
| 18 | 1936-2012 |
| Most Consecutive Games Lost | |
| 4 | 1972-76 |

SCORING

| | |
|--|--|
| Most Points, Game | |
| 51 | vs Rams 01/01/84 |
| 42 | vs Broncos..... 01/31/88 |
| 41 | vs Lions 01/12/92 |
| Most Points, Both Teams, Game | |
| 73 | Redskins (0) vs Bears (73) 12/08/40 |
| 62 | Redskins (21) vs Bears (41) 12/26/43 |
| 61 | Redskins (37) vs Bills (24) 01/26/92 |
| Fewest Points, Both Teams, Game | |
| 17 | Redskins (0) vs Giants (17) 01/11/87 |
| 19 | Redskins (16) vs Packers (3)..... 12/24/72 |
| 20 | Redskins (14) vs Bears (6) 12/13/42 |
| Largest Margin of Victory, Game | |
| 44 | vs Rams 01/01/84 |
| 32 | vs Broncos..... 01/31/88 |
| 31 | vs Lions 01/12/92 |

| | |
|---------------------------------------|---------------------------|
| Largest Margin of Defeat, Game | |
| 73* | vs Bears 12/08/40 |
| 29 | vs Raiders..... 01/22/84 |
| 21 | vs Seahawks..... 01/05/08 |

| | |
|---|-------------------------|
| Most Points, Shutout Victory, Game | |
| 28 | vs Giants..... 12/19/43 |

| | |
|---|--|
| Most Points Overcome to Win Game | |
| 14 | vs Bears (trailed 14-0, won 21-17)..... 01/10/88 |

| | |
|------------------------------|---|
| Most Points, One Half | |
| 38 | vs Rams (led 38-7 vs halftime) 01/01/84 |

| | |
|---------------------------------|---|
| Most Points, One Quarter | |
| 35 | vs Broncos (second quarter)..... 01/31/88 |

TOUCHDOWNS

| | |
|------------------------------|--------------------------|
| Most Touchdowns, Game | |
| 6 | vs Broncos..... 01/31/88 |
| 6 | vs Rams 01/01/84 |

| | |
|--|---|
| Most Touchdowns, Both Teams, Game | |
| 11 | Redskins (0) vs Bears (11) 12/08/40 |

| | |
|--|---|
| Fewest Touchdowns, Both Teams, Game | |
| 1 | Redskins (1) vs Packers (0)..... 12/24/72 |

POINTS AFTER TOUCHDOWN

| | |
|--|--------------------------|
| Most (One-Point) Points After Touchdown, Game | |
| 6 | vs Broncos..... 01/31/88 |
| 6 | vs Rams 01/01/84 |

| | |
|--|---|
| Most (One-Point) Points After Touchdown, Both Teams, Game | |
| 7 | Redskins (4) vs Bills (3) 01/26/92 |
| 7 | Redskins (6) vs Broncos (1)..... 01/31/88 |
| 7 | Redskins (6) vs Rams (1) 01/01/84 |
| 7 | Redskins (2) vs Vikings (5)..... 12/18/76 |

| | |
|--|--|
| Fewest (One-Point) Points After Touchdown, Both Teams, Game | |
| 2 | Redskins (0) vs Giants (2)..... 01/11/87 |
| 2 | Redskins (1) vs Rams (1) 12/22/74 |
| 2 | Redskins (2) vs Bears (0) 12/13/42 |

| | |
|---|--|
| Most Two-Point Conversions, Game | |
| None..... | |

FIELD GOALS

| | |
|-------------------------------|--------------------------|
| Most Field Goals, Game | |
| 4 | vs Rams 12/28/86 |
| 4 | vs Cowboys..... 12/31/72 |

| | |
|---|--------------------------|
| Most Field Goals, Both Teams, Game | |
| 5 | vs Dallas 12/31/72 |

SAFETIES

| | |
|----------------------------|-------------------------|
| Most Safeties, Game | |
| 1* | vs Bears 12/30/84 |

POSTSEASON RECORDS

Most Safeties, Both Teams, Game

1* Redskins (1) vs Bears (0) 12/30/84

FIRST DOWNS

Most First Downs, Game

25 vs 49ers 01/12/91

25 vs Broncos 01/31/88

Fewest First Downs, Game

9 vs Buccaneers 01/07/06

9 vs Bears 12/13/42

10 vs Buccaneers 01/15/00

Most First Downs, Both Teams, Game

49 Redskins (24) vs Bills (25) 01/26/92

Fewest First Downs, Both Teams, Game

19 Redskins (9) vs Bears (10) 12/13/42

RUSHING FIRST DOWNS

Most First Downs, Rushing, Game

14 vs Dolphins 01/30/83

13 vs Broncos 01/31/88

12 vs Vikings 01/02/93

12 vs Vikings 01/15/83

Fewest First Downs, Rushing, Game

1 vs Buccaneers 01/15/00

2 vs Giants 01/11/87

3 Three times (Last: vs Seahawks, 01/14/06)

Most First Downs, Rushing, Both Teams, Game

21 Redskins (14) vs Dolphins (7) 01/30/83

19 Redskins (13) vs Broncos (6) 01/31/88

18 Redskins (9) vs Rams (9) 12/28/86

Fewest First Downs, Rushing, Both Teams, Game

4 Redskins (1) vs Buccaneers (3) 01/15/00

6 Redskins (4) vs Packers (2) 12/13/36

7 Three times (Last: vs Seahawks, 01/05/08)

PASSING FIRST DOWNS

Most First Downs, Passing, Game

18 vs 49ers 01/12/91

16 vs Seahawks 01/05/08

15 vs 49ers 01/09/93

15 vs Vikings 12/18/76

Fewest First Downs, Passing, Game

2 vs Bears 12/13/42

3 vs Packers 12/13/36

4 Four times (Last: vs Buccaneers, 01/07/06)

Most First Downs, Passing, Both Teams, Game

34 Redskins (18) vs 49ers (16) 01/12/91

30 Redskins (12) vs Bills (18) 01/26/92

27 Redskins (16) vs Seattle (11) 01/05/08

27 Redskins (15) vs 49ers (12) 01/09/93

Fewest First Downs, Passing, Both Teams, Game

7 Redskins (2) vs Bears (5) 12/13/42

7 Redskins (3) vs Packers (4) 12/13/36

8 Redskins (4) vs Rams (4) 12/16/45

PENALTY FIRST DOWNS

Most First Downs, Penalty, Game

3 Seven times (Last: vs Lions, 01/08/00)

Most First Downs, Penalty, Both Teams, Game

5 Redskins (2) vs Bills (3) 01/26/32

4 Four times (Last: vs Lions, 01/08/00)

NET YARDS GAINED RUSHING AND PASSING

Most Yards Gained, Game

602 vs Broncos 01/31/88

445 vs Rams 01/01/84

441 vs 49ers 01/12/91

441 vs Bears 12/12/37

Fewest Yards Gained, Game

120 vs Buccaneers 01/07/06

130 vs Packers 12/13/36

166 vs Bears 12/13/42

Most Yards Gained, Both Teams, Game

942 Redskins (441) vs Bears (501) 12/12/37

870 Redskins (415) vs Vikings (455) 01/15/83

822 Redskins (602) vs Broncos (220) 01/31/88

Fewest Yards Gained, Both Teams, Game

358 Redskins (167) vs Buccaneers (191) 01/15/00

362 Redskins (214) vs Rams (148) 12/16/45

409 Redskins (166) vs Bears (243) 12/13/42

RUSHING - ATTEMPTS

Most Attempts, Game

52 vs Dolphins 01/30/83

47 vs Vikings 01/02/93

46 vs Lions 01/08/00

Fewest Attempts, Game

16 vs Giants 01/11/87

18 vs Vikings 12/18/76

21 vs 49ers 01/09/93

Most Attempts, Both Teams, Game

81 Redskins (52) vs Dolphins (29) 01/30/83

78 Redskins (39) vs 49ers (39) 12/26/71

78 Redskins (34) vs Rams (44) 12/16/45

Fewest Attempts, Both Teams, Game

48 Redskins (24) vs 49ers (24) 01/12/91

50 Redskins (29) vs Seahawks (21) 01/05/08

50 Redskins (23) vs Buccaneers (27) 01/15/00

POSTSEASON RECORDS

RUSHING - YARDS GAINED

Most Yards Gained, Game

| | | |
|-----|-------------|----------|
| 280 | vs Broncos | 01/31/88 |
| 276 | vs Dolphins | 01/30/83 |
| 223 | vs Lions | 01/08/00 |

Fewest Yards Gained, Game

| | | |
|----|------------|----------|
| 22 | vs Bears | 12/08/40 |
| 35 | vs Rams | 12/16/45 |
| 39 | vs Packers | 12/13/36 |

Most Yards Gained, Both Teams, Game

| | | |
|-----|---------------------------------|----------|
| 404 | Redskins (22) vs Bears (382) | 12/08/40 |
| 377 | Redskins (280) vs Broncos (97) | 01/31/88 |
| 372 | Redskins (276) vs Dolphins (96) | 01/30/83 |

Fewest Yards Gained, Both Teams, Game

| | | |
|-----|----------------------------------|----------|
| 90 | Redskins (46) vs Buccaneers (44) | 01/15/00 |
| 106 | Redskins (39) vs Packers (67) | 12/13/36 |
| 126 | Redskins (80) vs 49ers (46) | 01/12/91 |

RUSHING - AVERAGE GAIN

Highest Average Gain, Game

| | | |
|-----|-------------|----------|
| 7.0 | vs Broncos | 01/31/88 |
| 5.3 | vs Dolphins | 01/30/83 |
| 4.9 | vs Vikings | 01/15/83 |

Lowest Average Gain, Game

| | | |
|-----|------------|----------|
| 1.0 | vs Rams | 12/16/45 |
| 1.2 | vs Packers | 12/13/36 |
| 1.6 | vs Bears | 12/08/40 |

RUSHING - TOUCHDOWNS

Most Touchdowns, Game

| | | |
|---|------------|----------|
| 3 | vs Falcons | 01/04/92 |
| 3 | vs Rams | 01/01/84 |
| 3 | vs Giants | 12/19/43 |

Most Touchdowns, Both Teams, Game

| | | |
|---|-----------------------------|------------------------------|
| 7 | Redskins (0) vs Bears (7) | 12/08/40 |
| 4 | Redskins (3) vs Falcons (1) | 01/04/92 |
| 3 | Five times | (Last: vs Vikings, 01/02/93) |

PASSING - ATTEMPTS

Most Attempts, Game

| | | |
|----|-------------|----------|
| 51 | vs Bears | 12/08/40 |
| 50 | vs Seahawks | 01/05/08 |
| 50 | vs Giants | 01/11/87 |

Fewest Attempts, Game

| | | |
|----|---------------|----------|
| 13 | vs Bears | 12/13/42 |
| 14 | vs Packers | 12/24/72 |
| 16 | vs Buccaneers | 01/07/06 |

Most Attempts, Both Teams, Game

| | | |
|----|--------------------------------|----------|
| 90 | Redskins (33) vs Bills (59) | 01/26/92 |
| 82 | Redskins (50) vs Seahawks (32) | 01/05/08 |
| 80 | Redskins (48) vs 49ers (32) | 01/12/91 |

Fewest Attempts, Both Teams, Game

| | | |
|----|--------------------------------|----------|
| 33 | Redskins (13) vs Bears (20) | 12/13/42 |
| 38 | Redskins (14) vs Packers (24) | 12/24/72 |
| 39 | Redskins (28) vs Dolphins (11) | 01/14/73 |
| 39 | Redskins (18) vs Cowboys (21) | 12/31/72 |

PASSING - COMPLETIONS

Most Completions, Game

| | | |
|----|-------------|----------|
| 29 | vs Seahawks | 01/05/08 |
| 27 | vs 49ers | 01/12/91 |
| 26 | vs Vikings | 12/18/76 |

Fewest Completions, Game

| | | |
|---|---------------|----------|
| 5 | vs Bears | 12/13/42 |
| 7 | vs Buccaneers | 01/07/06 |
| 7 | vs Packers | 12/24/72 |
| 7 | vs Packers | 12/13/36 |

Most Completions, Both Teams, Game

| | | |
|----|--------------------------------|----------|
| 50 | Redskins (27) vs 49ers (23) | 01/12/91 |
| 49 | Redskins (29) vs Seahawks (20) | 01/05/08 |
| 47 | Redskins (18) vs Bills (29) | 01/26/92 |

Fewest Completions, Both Teams, Game

| | | |
|----|-------------------------------|----------|
| 15 | Redskins (5) vs Bears (10) | 12/13/42 |
| 16 | Redskins (7) vs Dolphins (9) | 12/13/36 |
| 19 | Redskins (15) vs Packers (4) | 01/30/83 |
| 19 | Redskins (7) vs Dolphins (12) | 12/24/72 |

PASSING - COMPLETION PCT.

Highest Completion Percentage, Game (min. 20 att.)

| | | |
|------|--------------------|----------|
| 80.0 | vs Rams (25-20) | 01/01/84 |
| 77.3 | vs Giants (22-17) | 12/19/43 |
| 73.9 | vs Vikings (23-17) | 01/15/83 |

Lowest Completion Percentage, Game (min. 20 att.)

| | | |
|------|-------------------|----------|
| 26.9 | vs Packers (26-7) | 12/13/36 |
| 34.6 | vs Vikings (26-9) | 01/17/88 |
| 39.2 | vs Bears (51-20) | 12/08/40 |

PASSING - YARDS GAINED

Most Yards Gained, Game

| | | |
|-----|------------|----------|
| 371 | vs Bears | 12/12/37 |
| 361 | vs 49ers | 01/12/91 |
| 340 | vs Broncos | 01/31/88 |

Fewest Yards Gained, Game

| | | |
|----|---------------|----------|
| 41 | vs Buccaneers | 01/07/06 |
| 65 | vs Bears | 12/13/42 |
| 90 | vs Rams | 12/28/86 |

Most Yards Gained, Both Teams, Game

| | | |
|-----|---------------------------------|----------|
| 663 | Redskins (361) vs 49ers (302) | 01/12/91 |
| 620 | Redskins (340) vs Broncos (280) | 01/31/88 |
| 612 | Redskins (265) vs 49ers (347) | 01/08/94 |

POSTSEASON RECORDS

Fewest Yards Gained, Both Teams, Game

| | | |
|-----|---------------------------------|----------|
| 192 | Redskins (104) vs Dolphins (88) | 01/14/73 |
| 195 | Redskins (65) vs Bears (130) | 12/13/42 |
| 226 | Redskins (90) vs Rams (136) | 12/28/86 |

PASSING - TIMES SACKED

Most Times Sacked, Game

| | | |
|---|------------|----------|
| 7 | vs Bears | 12/30/84 |
| 6 | vs Raiders | 01/22/84 |
| 5 | vs 49ers | 01/09/93 |

Most Times Sacked, Both Teams, Game

| | | |
|----|-----------------------------|----------|
| 12 | Redskins (7) vs Bears (5) | 12/30/84 |
| 8 | Redskins (0) vs Vikings (8) | 01/17/88 |
| 8 | Redskins (6) vs Raiders (2) | 01/22/84 |

PASSING - TOUCHDOWNS

Most Touchdowns, Game

| | | |
|---|------------|----------|
| 4 | vs Broncos | 01/31/88 |
| 3 | vs Lions | 01/08/83 |
| 3 | vs Bears | 12/12/37 |

Most Touchdowns, Both Teams, Game

| | | |
|---|-----------------------------|----------|
| 7 | Redskins (2) vs Bears (5) | 12/26/43 |
| 5 | Redskins (4) vs Broncos (1) | 01/31/88 |
| 5 | Redskins (2) vs Vikings (3) | 12/18/76 |
| 5 | Redskins (3) vs Bears (2) | 12/12/37 |

PASSING - HAD INTERCEPTED

Most Passes Had Intercepted, Game

| | | |
|---|------------|----------------------------|
| 8 | vs Bears | 12/08/40 |
| 4 | vs Bears | 12/26/43 |
| 3 | Four times | (Last: vs 49ers, 01/12/91) |

PENALTIES

Most Penalties, Game

| | | |
|---|-----------|----------|
| 9 | vs Giants | 12/19/43 |
| 8 | vs Bears | 01/03/87 |
| 8 | vs Bears | 12/08/40 |

Most Yards Penalized, Game

| | | |
|----|-----------|----------|
| 83 | vs Giants | 12/19/43 |
| 82 | vs Bills | 01/26/92 |

DEFENSE POSTSEASON

TOTAL NET YARDS

Most Net Yards Allowed, Game

| | | |
|-----|------------|----------|
| 425 | vs 49ers | 01/08/84 |
| 401 | vs 49ers | 01/09/93 |
| 385 | vs Raiders | 01/22/84 |

Fewest Net Yards Allowed

| | | |
|-----|-------------|----------|
| 148 | vs Vikings | 01/02/93 |
| 169 | vs Cowboys | 12/31/72 |
| 176 | vs Dolphins | 01/30/83 |

FIRST DOWNS

Most First Downs Allowed

| | | |
|----|-------------|----------|
| 25 | vs Bills | 01/26/92 |
| 22 | vs Seahawks | 01/06/12 |
| 22 | vs 49ers | 01/09/93 |

Fewest First Downs Allowed

| | | |
|---|------------|----------|
| 7 | vs Packers | 12/13/36 |
| 8 | vs Cowboys | 12/31/72 |
| 8 | vs Giants | 12/19/43 |

RUSHING

Most Yards Allowed Rushing

| | | |
|-----|-------------|----------|
| 382 | vs Bears | 12/08/40 |
| 231 | vs Raiders | 01/22/84 |
| 224 | vs Seahawks | 01/06/12 |

Fewest Yards Allowed Rushing

| | | |
|----|---------------|----------|
| 43 | vs Bills | 01/26/92 |
| 43 | vs Falcons | 01/04/92 |
| 44 | vs Buccaneers | 01/15/00 |

PASSING

Most Opponent Passes Attempted

| | | |
|----|----------|----------|
| 59 | vs Bills | 01/26/92 |
| 48 | vs 49ers | 01/08/84 |
| 46 | vs Lions | 01/08/00 |

Fewest Opponent Passes Attempted

| | | |
|----|-------------|----------|
| 10 | vs Bears | 12/08/40 |
| 11 | vs Dolphins | 01/14/73 |
| 14 | vs Giants | 01/11/87 |

Most Opponent Passes Completed

| | | |
|----|---------------|----------|
| 29 | vs Bills | 01/26/92 |
| 27 | vs 49ers | 01/08/84 |
| 25 | vs Buccaneers | 01/07/06 |
| 25 | vs Lions | 01/12/92 |

Fewest Opponent Passes Completed

| | | |
|---|-------------|----------|
| 4 | vs Dolphins | 01/30/83 |
| 4 | vs Giants | 12/19/43 |
| 6 | vs Vikings | 01/02/93 |

Most Opponent Net Yards Passing

| | | |
|-----|----------|----------|
| 347 | vs 49ers | 01/08/84 |
| 292 | vs 49ers | 01/12/91 |
| 286 | vs Bears | 12/26/43 |

Fewest Opponent Net Passing Yards

| | | |
|----|-------------|----------|
| 57 | vs Giants | 12/19/43 |
| 69 | vs Dolphins | 01/14/73 |
| 73 | vs Cowboys | 12/31/72 |

POSTSEASON RECORDS

SCORING

Most Opponent Points Scored

| | | |
|----|------------|----------|
| 73 | vs Bears | 12/08/40 |
| 41 | vs Bears | 12/26/43 |
| 38 | vs Raiders | 01/22/84 |

Fewest Opponent Points Scored

| | | |
|---|------------|----------|
| 0 | vs Giants | 12/19/43 |
| 3 | vs Cowboys | 12/31/72 |
| 3 | vs Packers | 12/24/72 |

Most Opponent Touchdowns Scored

| | | |
|-----|------------|----------|
| 11* | vs Bears | 12/08/40 |
| 6 | vs Bears | 12/26/43 |
| 5 | vs Vikings | 12/18/86 |
| 5 | vs Raiders | 01/22/84 |

Most Opponent Field Goals Scored

| | | |
|---|------------|----------------------------|
| 2 | Five times | (Last: vs 49ers, 01/09/93) |
|---|------------|----------------------------|

SACKS

Most Sacks by Redskins, Game

| | | |
|---|------------|----------|
| 7 | vs Bears | 12/30/84 |
| 6 | vs Raiders | 01/22/84 |
| 5 | vs 49ers | 01/09/93 |

INTERCEPTIONS

Most Passes Intercepted by Redskins, Game

| | | |
|---|------------|----------|
| 4 | vs Bills | 01/26/92 |
| 4 | vs Falcons | 01/04/92 |
| 3 | vs Bears | 12/12/37 |

PENALTIES

Most Opponent Penalties

| | | |
|----|------------|------------------------------|
| 12 | vs Lions | 01/08/00 |
| 8 | vs Rams | 12/28/86 |
| 7 | Four times | (Last: vs Vikings, 01/02/93) |

Fewest Opponent Penalties

| | | |
|---|---------------|----------|
| 2 | vs Seahawks | 01/14/06 |
| 2 | vs Buccaneers | 01/15/00 |
| 2 | vs Vikings | 01/17/88 |
| 2 | vs Vikings | 12/22/73 |

INDIVIDUAL POSTSEASON

SERVICE

Most Games, Career

| | | |
|----|---------------|---------|
| 21 | Joe Jacoby | 1982-89 |
| 19 | Don Warren | 1982-91 |
| 18 | Darrell Green | 1983-99 |
| 18 | Jeff Bostic | 1982-91 |

Most Games, Head Coach

| | | |
|----|-----------|------------------|
| 24 | Joe Gibbs | 1981-92, 2004-07 |
|----|-----------|------------------|

Most Championships Won, Head Coach

| | | |
|---|-----------|------------------|
| 3 | Joe Gibbs | 1981-92, 2004-07 |
|---|-----------|------------------|

Most Games Won, Head Coach

| | | |
|----|-----------|------------------|
| 17 | Joe Gibbs | 1981-92, 2004-07 |
|----|-----------|------------------|

Most Games Lost, Head Coach

| | | |
|---|-----------|------------------|
| 7 | Joe Gibbs | 1981-92, 2004-07 |
|---|-----------|------------------|

POINTS

Most Points, Career

| | | |
|----|----------------|---------|
| 72 | John Riggins | 1976-84 |
| 63 | Mark Moseley | 1976-84 |
| 55 | Chip Lohmiller | 1990-92 |

Most Points, Game

| | | |
|----|------------------------|----------|
| 18 | John Riggins vs Rams | 01/01/84 |
| 18 | Alvin Garrett vs Lions | 01/08/83 |
| 18 | Andy Farkas vs Giants | 12/19/43 |

Most Points, Single Postseason

| | | |
|----|--------------|------|
| 36 | Gerald Riggs | 1991 |
| 36 | John Riggins | 1983 |

Most Points, No Touchdowns, Single Postseason

| | | |
|----|----------------|------|
| 30 | Chip Lohmiller | 1991 |
|----|----------------|------|

TOUCHDOWNS

Most Touchdowns, Career

| | | |
|----|--------------|---------|
| 12 | John Riggins | 1976-84 |
| 8 | Art Monk | 1983-92 |
| 7 | Gary Clark | 1986-92 |
| 7 | Gerald Riggs | 1990-91 |
| 7 | Andy Farkas | 1940-43 |

Most Touchdowns, Game

| | | |
|---|------------------------|----------|
| 3 | John Riggins vs Rams | 01/01/84 |
| 3 | Alvin Garrett vs Lions | 01/08/83 |
| 3 | Andy Farkas vs Giants | 12/19/43 |

Consecutive Games Scoring Touchdowns

| | | |
|---|--------------|---------|
| 7 | John Riggins | 1982-84 |
|---|--------------|---------|

POSTSEASON RECORDS

POINTS AFTER TOUCHDOWN

Most (Kicking) PATs, Career

| | | |
|----|-----------------|---------|
| 27 | Mark Moseley | 1976-84 |
| 19 | Chip Lohmiller | 1990-92 |
| 11 | Ali Haji-Sheikh | 1987 |

Most (Kicking) PATs, Game

| | | |
|---|----------------------------|----------|
| 6 | Ali Haji-Sheikh vs Broncos | 01/31/88 |
| 6 | Mark Moseley vs Rams | 01/01/84 |
| 5 | Chip Lohmiller vs Lions | 01/12/92 |

Most (Kicking) PATs, No Misses, Career

| | | |
|----|----------------|---------|
| 19 | Chip Lohmiller | 1990-92 |
|----|----------------|---------|

Most Two-Point Conversions, Career

| | | |
|------|--|--|
| None | | |
|------|--|--|

FIELD GOALS

Most Field Goals Attempted, Career

| | | |
|----|----------------|---------|
| 18 | Chip Lohmiller | 1990-92 |
|----|----------------|---------|

Most Field Goals Attempted, Game

| | | |
|---|-----------------------|----------|
| 5 | Mark Moseley vs 49ers | 01/08/94 |
|---|-----------------------|----------|

Most Field Goals, Career

| | | |
|----|----------------|---------|
| 12 | Chip Lohmiller | 1990-92 |
| 12 | Mark Moseley | 1976-84 |

Most Field Goals, Game

| | | |
|---|------------------------|----------|
| 4 | Jess Atkinson vs Rams | 12/28/86 |
| 4 | Curt Knight vs Cowboys | 12/31/72 |

Longest Field Goal

| | | |
|----|----------------------------|----------|
| 52 | Curt Knight vs Vikings | 12/22/73 |
| 48 | Brett Conway vs Buccaneers | 01/15/00 |
| 47 | John Hall vs Buccaneers | 01/07/06 |
| 47 | Mark Moseley vs Vikings | 12/18/76 |

Highest Field Goal Percentage, Career (min. 10 FG)

| | | |
|------|---------------------|---------|
| 73.3 | Curt Knight (11-15) | 1971-73 |
|------|---------------------|---------|

SAFETIES

Most Safeties, Game

| | | |
|------|--|--|
| None | | |
|------|--|--|

RUSHING - ATTEMPTS

Most Attempts, Career

| | | |
|-----|---------------|---------|
| 251 | John Riggins | 1976-84 |
| 151 | Larry Brown | 1971-76 |
| 104 | Earnest Byner | 1990-92 |

Most Attempts, Game

| | | |
|----|--------------------------|----------|
| 38 | John Riggins vs Dolphins | 01/30/83 |
| 37 | John Riggins vs Vikings | 01/15/83 |
| 36 | John Riggins vs 49ers | 01/08/84 |
| 36 | John Riggins vs Cowboys | 01/22/83 |

RUSHING - YARDS GAINED

Most Yards Gained, Career

| | | |
|-----|---------------|---------|
| 996 | John Riggins | 1976-84 |
| 499 | Larry Brown | 1971-76 |
| 359 | Earnest Byner | 1990-92 |

Most Yards Gained, Game

| | | |
|-----|--------------------------|----------|
| 204 | Timmy Smith vs Broncos | 01/31/88 |
| 185 | John Riggins vs Vikings | 01/15/83 |
| 166 | John Riggins vs Dolphins | 01/30/83 |

Most Games, 100 or More Yards Rushing, Career

| | | |
|---|--------------|---------|
| 6 | John Riggins | 1976-84 |
|---|--------------|---------|

Most Consecutive Games, 100 or More Yards Rushing

| | | |
|---|--------------|---------|
| 6 | John Riggins | 1982-83 |
|---|--------------|---------|

Longest Run From Scrimmage

| | | |
|-----|---------------------------|----------|
| 58 | Stephen Davis vs Lions | 01/08/00 |
| 58t | Timmy Smith vs Broncos | 01/31/88 |
| 44 | Alvin Garrett vs Dolphins | 01/30/83 |

RUSHING - AVERAGE GAIN

Highest Average Gain, Career (min. 100 att.)

| | | |
|-----|---------------|---------|
| 4.0 | John Riggins | 1976-84 |
| 3.5 | Earnest Byner | 1990-92 |
| 3.3 | Larry Brown | 1971-76 |

Highest Average Gain, Game (min 10 att.)

| | | |
|-----|---------------------------|----------|
| 9.3 | Timmy Smith vs Broncos | 01/31/88 |
| 7.9 | Stephen Davis vs Lions | 01/08/00 |
| 6.8 | Brian Mitchell vs Vikings | 01/02/93 |

RUSHING - TOUCHDOWNS

Most Touchdowns, Career

| | | |
|----|--------------|---------|
| 12 | John Riggins | 1976-84 |
| 6 | Gerald Riggs | 1990-91 |
| 5 | Andy Farkas | 1940-43 |

Most Touchdowns, Game

| | | |
|---|-----------------------|----------|
| 3 | John Riggins vs Rams | 01/01/84 |
| 3 | Andy Farkas vs Giants | 12/19/43 |

Most Consecutive Games Rushing for Touchdowns

| | | |
|---|--------------|---------|
| 7 | John Riggins | 1982-83 |
|---|--------------|---------|

PASSING - PASSER RATING

Highest Passer Rating, Career (min. 150 att.)

| | | |
|------|---------------|---------|
| 91.4 | Joe Theismann | 1974-85 |
| 74.5 | Mark Rypien | 1990-92 |
| 68.6 | Billy Kilmer | 1971-76 |

PASSING - ATTEMPTS

Most Passes Attempted, Career

| | | |
|-----|---------------|---------|
| 222 | Mark Rypien | 1990-92 |
| 211 | Joe Theismann | 1974-84 |
| 178 | Billy Kilmer | 1971-76 |

POSTSEASON RECORDS

Most Passes Attempted, Game

| | | | | |
|----|-------|--------------------------|-------|----------|
| 50 | | Todd Collins vs Seahawks | | 01/05/08 |
| 50 | | Jay Schroeder vs Giants | | 01/11/87 |
| 49 | | Billy Kilmer vs Vikings | | 12/18/86 |

PASSING - COMPLETIONS

Most Passes Completed, Career

| | | | | |
|-----|-------|---------------|-------|---------|
| 128 | | Joe Theismann | | 1974-84 |
| 121 | | Mark Rypien | | 1990-92 |
| 92 | | Billy Kilmer | | 1971-76 |

Most Passes Completed, Game

| | | | | |
|----|-------|--------------------------|-------|----------|
| 29 | | Todd Collins vs Seahawks | | 01/05/08 |
| 27 | | Mark Rypien vs 49ers | | 01/12/91 |
| 26 | | Billy Kilmer vs Vikings | | 12/18/86 |

PASSING - COMPLETION PCT.

Highest Completion Percentage, Career (min. 150 att.)

| | | | | |
|------|-------|---------------|-------|---------|
| 60.7 | | Joe Theismann | | 1974-84 |
| 54.5 | | Mark Rypien | | 1990-92 |
| 51.7 | | Billy Kilmer | | 1971-76 |

Highest Completion Percentage, Game (min. 15 comp.)

| | | | | |
|------|-------|--------------------------|-------|----------|
| 78.3 | | Joe Theismann vs Rams | | 01/01/84 |
| 76.2 | | Sammy Baugh vs Giants | | 12/19/43 |
| 73.9 | | Joe Theismann vs Vikings | | 01/15/83 |

PASSING - YARDS GAINED

Most Yards Gained, Career

| | | | | |
|-------|-------|---------------|-------|---------|
| 1,782 | | Joe Theismann | | 1974-84 |
| 1,699 | | Mark Rypien | | 1990-92 |
| 1,060 | | Billy Kilmer | | 1971-76 |

Most Yards Gained, Game

| | | | | |
|-----|-------|--------------------------|-------|----------|
| 361 | | Mark Rypien vs 49ers | | 01/12/91 |
| 340 | | Doug Williams vs Broncos | | 01/31/88 |
| 335 | | Sammy Baugh vs Bears | | 12/12/37 |

Most Games, 300 or More Yards Passing, Career

| | | | | |
|---|-------|---------------|-------|---------|
| 1 | | Mark Rypien | | 1990-92 |
| 1 | | Doug Williams | | 1987 |
| 1 | | Joe Theismann | | 1974-84 |
| 1 | | Sammy Baugh | | 1937-45 |

Longest Pass Completion

| | | | | |
|-----|-------|--------------------------|-------|----------|
| 80t | | Doug Williams vs Broncos | | 01/31/88 |
| 60 | | Joe Theismann vs Raiders | | 01/22/84 |
| 52 | | Mark Brunell vs Seahawks | | 01/14/06 |

PASSING - AVERAGE GAIN

Highest Average Gain, Career (150 att.)

| | | | | |
|------|-------|---------------|-------|---------|
| 8.45 | | Joe Theismann | | 1974-84 |
| 7.65 | | Mark Rypien | | 1990-92 |
| 5.96 | | Billy Kilmer | | 1971-76 |

Highest Average Gain, Game (20 attempts)

| | | | | |
|-------|-------|--------------------------|-------|----------|
| 13.13 | | Joe Theismann vs Rams | | 01/01/84 |
| 11.72 | | Doug Williams vs Broncos | | 01/31/88 |
| 10.15 | | Sammy Baugh vs Bears | | 12/12/37 |

PASSING - TOUCHDOWNS

Most Touchdown Passes, Career

| | | | | |
|----|-------|---------------|-------|---------|
| 11 | | Joe Theismann | | 1974-84 |
| 8 | | Mark Rypien | | 1990-92 |
| 8 | | Billy Kilmer | | 1971-76 |

Most Touchdown Passes, Game

| | | | | |
|---|-------|--------------------------|-------|----------|
| 4 | | Doug Williams vs Broncos | | 01/31/88 |
| 3 | | Joe Theismann vs Lions | | 01/08/83 |
| 3 | | Sammy Baugh vs Bears | | 12/12/37 |

PASSING - HAD INTERCEPTED

Lowest Percentage, Passes Had Intercepted, Career (min. 150 att.)

| | | | | |
|-----|-------|---------------|-------|---------|
| 3.3 | | Joe Theismann | | 1974-84 |
| 3.9 | | Billy Kilmer | | 1971-76 |
| 4.1 | | Mark Rypien | | 1990-92 |

Most Attempts Without Interception, Game

| | | | | |
|----|-------|--------------------------|-------|----------|
| 37 | | Mark Brunell vs Seahawks | | 01/14/06 |
| 26 | | Doug Williams vs Vikings | | 01/07/88 |
| 23 | | Jay Schroeder vs Rams | | 12/28/86 |
| 23 | | Joe Theismann vs Rams | | 01/01/84 |

Most Passes Had Intercepted, Career

| | | | | |
|---|-------|-------------|-------|---------|
| 9 | | Mark Rypien | | 1990-92 |
|---|-------|-------------|-------|---------|

Most Passes Had Intercepted, Game

| | | | | |
|---|-------|---------------------------|-------|----------|
| 5 | | Frankie Filchock vs Bears | | 12/08/40 |
|---|-------|---------------------------|-------|----------|

RECEPTIONS

Most Pass Receptions, Career

| | | | | |
|----|-------|---------------|-------|---------|
| 69 | | Art Monk | | 1983-92 |
| 56 | | Gary Clark | | 1986-92 |
| 31 | | Ricky Sanders | | 1986-92 |
| 31 | | Charlie Brown | | 1982-83 |

Most Pass Receptions, Game

| | | | | |
|----|-------|-------------------------------|-------|----------|
| 10 | | Antwaan Randle El vs Seahawks | | 01/05/08 |
| 10 | | Art Monk vs 49ers | | 01/12/91 |
| 10 | | Art Monk vs Bears | | 12/30/84 |

RECEIVING - YARDS GAINED

Most Yards Gained, Career

| | | | | |
|-------|-------|---------------|-------|---------|
| 1,062 | | Art Monk | | 1983-92 |
| 785 | | Gary Clark | | 1986-92 |
| 643 | | Charlie Brown | | 1982-93 |

Most Yards Gained, Game

| | | | | |
|-----|-------|--------------------------|-------|----------|
| 193 | | Ricky Sanders vs Broncos | | 01/31/88 |
| 171 | | Charlie Brown vs Rams | | 01/01/84 |
| 163 | | Art Monk vs 49ers | | 01/12/91 |

POSTSEASON RECORDS

Most Games, 100 or More Yards Pass Receiving, Career

| | | |
|---|---------------|---------|
| 4 | Art Monk | 1983-92 |
| 2 | Gary Clark | 1986-92 |
| 2 | Charlie Brown | 1982-83 |

Longest Pass Reception

| | | |
|-----|--------------------------|----------|
| 80t | Ricky Sanders vs Broncos | 01/31/88 |
| 60 | Charlie Brown vs Rams | 01/22/84 |
| 52 | Chris Cooley vs Seahawks | 01/14/06 |

RECEIVING - AVERAGE GAIN

Highest Average Gain, Career (min. 20 rec.)

| | | |
|------|---------------|---------|
| 20.7 | Charlie Brown | 1982-83 |
| 16.7 | Ricky Sanders | 1986-92 |
| 15.4 | Art Monk | 1983-92 |

Highest Average Gain, Game (min. 3 rec.)

| | | |
|------|--------------------------|----------|
| 31.7 | Steve Bagarus vs Rams | 12/16/45 |
| 31.0 | Charlie Brown vs Raiders | 01/22/84 |
| 28.5 | Charlie Brown vs Rams | 01/01/84 |

RECEIVING - TOUCHDOWNS

Most Touchdowns, Career

| | | |
|---|---------------|---------|
| 7 | Art Monk | 1983-92 |
| 6 | Gary Clark | 1986-92 |
| 5 | Alvin Garrett | 1982-83 |

Most Touchdowns, Game

| | | |
|----|------------------------|----------|
| 3* | Alvin Garrett vs Lions | 01/08/83 |
|----|------------------------|----------|

INTERCEPTIONS BY

Most Interceptions By, Career

| | | |
|---|---------------|---------|
| 6 | Darrell Green | 1983-99 |
| 4 | Barry Wilburn | 1986-87 |

Most Interceptions By, Game

| | | |
|---|-------------|--|
| 2 | Six players | (Last: LaRon Landry vs Seahawks, 01/05/08) |
|---|-------------|--|

INTERCEPTIONS - YARDS GAINED

Most Yards Gained, Career

| | | |
|-----|---------------|---------|
| 133 | Darrell Green | 1983-99 |
| 77 | Jeris White | 1982 |
| 67 | Kurt Gouveia | 1987-99 |

Most Yards Gained, Game

| | | |
|----|-----------------------|----------|
| 77 | Jeris White vs Lions | 01/08/83 |
| 72 | Darrell Green vs Rams | 01/01/84 |
| 56 | Brad Edwards vs Bills | 01/26/92 |

INTERCEPTIONS - TOUCHDOWNS

Most Touchdowns, Career

| | | |
|---|---------------|---------|
| 2 | Darrell Green | 1983-99 |
| 1 | Darryl Grant | 1982-90 |
| 1 | Jeris White | 1982 |

Most Touchdowns, Game

| | | |
|---|------------|--|
| 1 | Four times | Last: Darrell Green vs Lions, 01/12/92 |
|---|------------|--|

PUNTING

Most Punts, Career

| | | |
|----|------------|---------|
| 37 | Steve Cox | 1986-87 |
| 35 | Jeff Hayes | 1982-84 |
| 35 | Mike Bragg | 1971-76 |

Most Punts, Game

| | | |
|----|--------------------------|----------|
| 10 | Riley Smith vs Packers | 12/13/36 |
| 9 | Kelly Goodburn vs Eagles | 01/05/91 |
| 9 | Steve Cox vs Giants | 01/11/87 |

Longest Punt

| | | |
|----|------------------------|----------|
| 66 | Mike Bragg vs 49ers | 12/26/71 |
| 61 | Roy Zimmerman vs Bears | 12/08/40 |
| 58 | Mike Bragg vs Rams | 12/22/74 |

PUNTING - AVERAGE YARDAGE

Highest Average, Punting, Career (min. 25 punts)

| | | |
|------|----------------|---------|
| 39.5 | Mike Bragg | 1971-76 |
| 38.9 | Steve Cox | 1986-87 |
| 36.9 | Kelly Goodburn | 1990-92 |

Highest Average, Punting, Game (min. 4 punts)

| | | |
|------|-----------------------|----------|
| 52.5 | Sammy Baugh vs Bears | 12/13/42 |
| 48.3 | Sav Rocca vs Seahawks | 01/06/12 |
| 46.5 | Mike Bragg vs Packers | 12/24/72 |
| 46.2 | Mike Bragg vs 49ers | 12/26/71 |

PUNT RETURNS

Most Punt Returns, Career

| | | |
|----|----------------|---------|
| 18 | Brian Mitchell | 1990-99 |
| 15 | Mike Nelms | 1982-84 |
| 11 | Eric Yarber | 1986-87 |

Most Punt Returns, Game

| | | |
|---|------------------------------|----------|
| 6 | Mike Nelms vs Dolphins | 01/30/83 |
| 6 | Eddie Brown vs Vikings | 12/18/76 |
| 5 | Brian Mitchell vs Buccaneers | 01/15/00 |

PUNT RETURNS - YARDS GAINED

Most Yards Gained, Career

| | | |
|-----|----------------|---------|
| 204 | Brian Mitchell | 1990-99 |
| 164 | Mike Nelms | 1982-84 |
| 102 | Darrell Green | 1983-99 |

Most Yards Gained, Game

| | | |
|----|---------------------------|----------|
| 70 | Brian Mitchell vs Vikings | 01/02/93 |
| 60 | Mike Nelms vs Lions | 01/08/83 |
| 56 | Nick Giaquinto vs Rams | 01/01/84 |

Longest Punt Return

| | | |
|----|------------------------------|----------|
| 34 | Darrell Green vs Raiders | 01/22/84 |
| 15 | Brian Mitchell vs Buccaneers | 01/15/00 |
| 13 | Antonio Brown vs Buccaneers | 01/07/06 |

POSTSEASON RECORDS

PUNT RETURNS - AVG. YARDAGE

Highest Average, Career (min. 10 returns)

| | | |
|------|----------------|---------|
| 11.3 | Brian Mitchell | 1990-99 |
| 10.3 | Mike Nelms | 1982-84 |

Highest Average, Game

| | | |
|------|---------------------------|----------|
| 23.3 | Brian Mitchell vs Vikings | 01/02/93 |
| 20.0 | Mike Nelms vs Lions | 01/08/83 |
| 18.7 | Nick Giaquinto vs Rams | 01/01/84 |

PUNT RETURNS - TOUCHDOWNS

Most Touchdowns, Career

| | | |
|---|---------------|---------|
| 1 | Darrell Green | 1983-99 |
|---|---------------|---------|

Most Touchdowns, Game

| | | |
|----|------------------------|----------|
| 1* | Darrell Green vs Bears | 01/10/88 |
|----|------------------------|----------|

KICKOFF RETURNS

Most Kickoff Returns, Career

| | | |
|----|----------------|---------|
| 14 | Brian Mitchell | 1990-99 |
| 13 | Mike Nelms | 1982-84 |
| 9 | Alvin Garrett | 1982-83 |

Most Kickoff Returns, Game

| | | |
|---|-----------------------------|----------|
| 6 | Rock Cartwright vs Seahawks | 01/05/08 |
| 6 | Eddie Brown vs Vikings | 12/18/76 |
| 5 | Alvin Garrett vs Raiders | 01/22/84 |

KICK RETURNS - YARDS GAINED

Most Yards Gained, Career

| | | |
|-----|----------------|---------|
| 353 | Brian Mitchell | 1990-99 |
| 308 | Mike Nelms | 1982-84 |
| 178 | Alvin Garrett | 1982-83 |

Most Yards Gained, Game

| | | |
|-----|-----------------------------|----------|
| 176 | Rock Cartwright vs Seahawks | 01/05/08 |
| 170 | Speedy Duncan vs 49ers | 12/26/71 |
| 136 | Eddie Brown vs Vikings | 12/18/76 |

Longest Return

| | | |
|------|------------------------------|----------|
| 100t | Brian Mitchell vs Buccaneers | 01/15/00 |
|------|------------------------------|----------|

KICK RETURNS - AVG. YARDAGE

Highest Average, Career (min. 10 returns)

| | | |
|------|----------------|---------|
| 25.2 | Brian Mitchell | 1990-99 |
| 23.7 | Mike Nelms | 1982-84 |

Highest Average, Game (min. 3 returns)

| | | |
|-------|-----------------------------|----------|
| 56.7* | Speedy Duncan vs 49ers | 12/26/71 |
| 32.0 | Mike Nelms vs Dallas | 01/22/83 |
| 29.3 | Rock Cartwright vs Seahawks | 01/05/08 |

KICK RETURNS - TOUCHDOWNS

Most Touchdowns, Career

| | | |
|---|----------------|---------|
| 1 | Brian Mitchell | 1990-99 |
|---|----------------|---------|

Most Touchdowns, Game

| | | |
|----|------------------------------|----------|
| 1* | Brian Mitchell vs Buccaneers | 01/15/00 |
|----|------------------------------|----------|

FUMBLES

Most Fumbles, Career

| | | |
|---|----------------|---------|
| 2 | Stephen Davis | 1999 |
| 2 | Brian Mitchell | 1990-99 |

Most Fumbles, Game

| | | |
|---|-------------------------|----------|
| 2 | Brian Mitchell vs 49ers | 01/09/93 |
|---|-------------------------|----------|

YARDS RETURNING FUMBLES

Longest Fumble Return

| | | |
|----|-----------------------|----------|
| 49 | Mike Bass vs Dolphins | 01/14/83 |
|----|-----------------------|----------|

FUMBLE RETURN TOUCHDOWNS

Most Touchdowns, Career

| | | |
|---|-----------------|---------|
| 3 | Brad Dusek | 1974-81 |
| 3 | Chris Hanburger | 1965-78 |

SACKS

Most Sacks, Career

| | | |
|------|---------------|---------|
| 10.0 | Charles Mann | 1983-92 |
| 8.0 | Dexter Manley | 1982-87 |
| 7.0 | Fred Stokes | 1991-92 |

Most Sacks, Game

| | | |
|-----|--------------------------|----------|
| 3.5 | Rich Milot vs Bears | 12/30/84 |
| 3.0 | Fred Stokes vs Vikings | 01/02/93 |
| 3.0 | Wilber Marshall vs Lions | 01/12/92 |
| 3.0 | Charles Mann vs Bears | 01/10/88 |

INTERCEPTIONS BY

Most Interceptions, Career

| | | |
|---|---------------|---------|
| 6 | Darrell Green | 1983-99 |
| 4 | Barry Wilburn | 1986-87 |

Most Interceptions, Game

| | | |
|---|------------|--|
| 2 | Four times | (Last: LaRon Landry vs Seahawks, 01/05/08) |
|---|------------|--|

TOP TENS - CAREER

GAMES PLAYED

| PLAYER..... | YEARS..... | GAMES |
|------------------------|--------------|-------|
| 1 Darrell Green..... | 1983-02..... | 295 |
| 2 Monte Coleman..... | 1979-94..... | 215 |
| 3 Art Monk..... | 1980-93..... | 205 |
| 4 Dave Butz..... | 1975-88..... | 203 |
| 5 Len Hauss..... | 1964-77..... | 196 |
| 6 Don Warren..... | 1979-92..... | 193 |
| 7 Chris Hanburger..... | 1965-78..... | 187 |
| 8 Jeff Bostic..... | 1980-83..... | 184 |
| 9 Mark Moseley..... | 1974-86..... | 182 |
| 10 Mike Bragg..... | 1968-79..... | 172 |

SCORING

| PLAYER..... | YEARS..... | PTS..... | TD..... | PAT..... | FGM..... | 2-PT..... |
|-----------------------|--------------|-----------|---------|----------|----------|-----------|
| 1 Mark Moseley..... | 1974-86..... | 1206..... | 0..... | 417..... | 263..... | 0 |
| 2 Chip Lohmiller..... | 1988-94..... | 787..... | 0..... | 262..... | 175..... | 0 |
| 3 Charley Taylor..... | 1964-77..... | 540..... | 90..... | 0..... | 0..... | 0 |
| 4 John Riggins..... | 1976-85..... | 510..... | 85..... | 0..... | 0..... | 0 |
| 5 Curt Knight..... | 1969-73..... | 475..... | 0..... | 172..... | 101..... | 0 |
| 6 Art Monk..... | 1980-93..... | 390..... | 65..... | 0..... | 0..... | 0 |
| 7 Jerry Smith..... | 1965-77..... | 360..... | 60..... | 0..... | 0..... | 0 |
| 8t Gary Clark..... | 1985-92..... | 348..... | 58..... | 0..... | 0..... | 0 |
| 8t Hugh Taylor..... | 1947-54..... | 348..... | 58..... | 0..... | 0..... | 0 |
| 10 Larry Brown..... | 1969-76..... | 330..... | 55..... | 0..... | 0..... | 0 |

TOTAL TOUCHDOWNS

| PLAYER..... | YEARS..... | TD |
|------------------------|--------------|----|
| 1 Charley Taylor..... | 1964-77..... | 90 |
| 2 John Riggins..... | 1976-85..... | 85 |
| 3 Art Monk..... | 1980-93..... | 65 |
| 4 Jerry Smith..... | 1965-77..... | 60 |
| 5t Gary Clark..... | 1985-92..... | 58 |
| 5t Hugh Taylor..... | 1947-54..... | 58 |
| 7 Larry Brown..... | 1969-76..... | 55 |
| 8 Bobby Mitchell..... | 1962-68..... | 53 |
| 9 Clinton Portis..... | 2004-10..... | 49 |
| 10t Stephen Davis..... | 1996-02..... | 48 |
| 10t Santana Moss..... | 2005-13..... | 48 |

RUSHING YARDS

| PLAYER..... | YEARS..... | YDS..... | ATT..... | AVG..... | LG..... | TD |
|-----------------------|--------------|------------|------------|----------|----------|----|
| 1 John Riggins..... | 1976-85..... | 7,472..... | 1,988..... | 3.8..... | 66t..... | 79 |
| 2 Clinton Portis..... | 2004-10..... | 6,824..... | 1,667..... | 4.1..... | 78..... | 46 |
| 3 Larry Brown..... | 1969-76..... | 5,875..... | 1,530..... | 3.8..... | 75t..... | 35 |
| 4 Stephen Davis..... | 1996-02..... | 5,790..... | 1,383..... | 4.2..... | 76t..... | 45 |
| 5 Terry Allen..... | 1995-98..... | 4,086..... | 1,043..... | 3.9..... | 49t..... | 37 |
| 6 Earnest Byner..... | 1989-93..... | 3,950..... | 990..... | 4.0..... | 32..... | 25 |
| 7 Cliff Battles..... | 1932-37..... | 3,511..... | 839..... | 4.2..... | -..... | 23 |
| 8 Alfred Morris..... | 2012-14..... | 3,401..... | 744..... | 4.6..... | 45t..... | 24 |
| 9 Mike Thomas..... | 1975-78..... | 3,359..... | 878..... | 3.8..... | 34..... | 15 |
| 10 Ladell Betts..... | 2002-09..... | 3,176..... | 776..... | 4.1..... | 27..... | 13 |

RUSHING ATTEMPTS

| PLAYER..... | YEARS..... | ATT. |
|-----------------------|--------------|-------|
| 1 John Riggins..... | 1976-85..... | 1,988 |
| 2 Clinton Portis..... | 2004-10..... | 1,667 |
| 3 Larry Brown..... | 1969-76..... | 1,530 |
| 4 Stephen Davis..... | 1996-02..... | 1,383 |
| 5 Terry Allen..... | 1995-98..... | 1,043 |
| 6 Earnest Byner..... | 1989-93..... | 990 |
| 7 Mike Thomas..... | 1975-78..... | 878 |
| 8 Cliff Battles..... | 1932-37..... | 839 |
| 9 Ladell Betts..... | 2002-09..... | 776 |
| 10 Don Bosseler..... | 1957-64..... | 775 |

RUSHING TOUCHDOWNS

| PLAYER..... | YEARS..... | TD |
|-----------------------|--------------|----|
| 1 John Riggins..... | 1976-85..... | 79 |
| 2 Clinton Portis..... | 2004-10..... | 46 |
| 3 Stephen Davis..... | 1996-02..... | 45 |
| 4 Terry Allen..... | 1995-98..... | 37 |
| 5 Larry Brown..... | 1969-76..... | 35 |
| 6 George Rogers..... | 1985-87..... | 31 |
| 7 Earnest Byner..... | 1989-93..... | 25 |
| 8t Alfred Morris..... | 2012-14..... | 24 |
| 8t Cliff Battles..... | 1932-37..... | 23 |
| 10 Don Bosseler..... | 1957-64..... | 22 |

PASSING YARDS

| PLAYER..... | YEARS..... | YDS..... | ATT..... | COMP..... | PCT..... | TD..... | INT |
|------------------------|--------------|----------|----------|------------|----------|----------|-----|
| 1 Joe Theismann..... | 1974-85..... | 25,206.. | 3,602... | 2,044..... | 56.7.... | 160..... | 138 |
| 2 Sonny Jurgensen..... | 1964-74..... | 22,585.. | 3,155... | 1,831..... | 58.0.... | 179..... | 116 |
| 3 Sammy Baugh..... | 1937-52..... | 21,886.. | 2,995... | 1,693..... | 56.5.... | 187..... | 203 |
| 4 Mark Rypien..... | 1988-93..... | 15,928.. | 2,207... | 1,244..... | 56.4.... | 101..... | 75 |
| 5 Billy Kilmer..... | 1971-78..... | 12,352.. | 1,791... | 953..... | 53.2.... | 103..... | 75 |
| 6 Jason Campbell..... | 2006-09..... | 10,860.. | 1,637... | 1,002..... | 61.2.... | 55..... | 38 |
| 7 Gus Frerotte..... | 1994-98..... | 9,769... | 1,422... | 744..... | 52.3.... | 48..... | 44 |
| 8 Norm Snead..... | 1961-63..... | 8,306... | 1,092... | 531..... | 48.6.... | 46..... | 71 |
| 9 Eddie LeBaron..... | 1952-59..... | 8,068... | 1,104... | 539..... | 48.8.... | 59..... | 88 |
| 10 Jay Schroeder..... | 1985-87..... | 7,445... | 1,017... | 517..... | 50.8.... | 39..... | 37 |

PASSING ATTEMPTS

| PLAYER..... | YEARS..... | ATT. |
|------------------------|--------------|-------|
| 1 Joe Theismann..... | 1974-85..... | 3,602 |
| 2 Sonny Jurgensen..... | 1964-74..... | 3,155 |
| 3 Sammy Baugh..... | 1937-52..... | 2,995 |
| 4 Mark Rypien..... | 1988-93..... | 2,207 |
| 5 Billy Kilmer..... | 1971-78..... | 1,791 |
| 6 Jason Campbell..... | 2006-09..... | 1,637 |
| 7 Gus Frerotte..... | 1994-98..... | 1,422 |
| 8 Eddie LeBaron..... | 1952-59..... | 1,104 |
| 9 Norm Snead..... | 1961-63..... | 1,092 |
| 10 Jay Schroeder..... | 1985-87..... | 1,017 |

PASS COMPLETIONS

| PLAYER..... | YEARS..... | COMP. |
|---------------------------|--------------|-------|
| 1 Joe Theismann..... | 1974-85..... | 2,044 |
| 2 Sonny Jurgensen..... | 1964-74..... | 1,831 |
| 3 Sammy Baugh..... | 1937-52..... | 1,693 |
| 4 Mark Rypien..... | 1988-93..... | 1,244 |
| 5 Jason Campbell..... | 2006-09..... | 1,002 |
| 6 Billy Kilmer..... | 1971-78..... | 953 |
| 7 Gus Frerotte..... | 1994-98..... | 744 |
| 8 Robert Griffin III..... | 2012-14..... | 563 |
| 9 Brad Johnson..... | 1999-00..... | 544 |
| 10 Mark Brunell..... | 2004-06..... | 542 |

PASSING TOUCHDOWNS

| PLAYER..... | YEARS..... | TD |
|------------------------|--------------|-----|
| 1 Sammy Baugh..... | 1937-52..... | 187 |
| 2 Sonny Jurgensen..... | 1964-74..... | 179 |
| 3 Joe Theismann..... | 1974-85..... | 160 |
| 4 Billy Kilmer..... | 1971-78..... | 103 |
| 5 Mark Rypien..... | 1988-93..... | 101 |
| 6 Eddie LeBaron..... | 1952-59..... | 59 |
| 7 Jason Campbell..... | 2006-09..... | 55 |
| 8 Gus Frerotte..... | 1994-98..... | 48 |
| 9 Norm Snead..... | 1961-63..... | 46 |
| 10 Jay Schroeder..... | 1985-87..... | 39 |

TOP TENS - CAREER

RECEIVING YARDS

| PLAYER..... | YEARS..... | YDS. |
|---------------------------|--------------|--------|
| 1 Art Monk..... | 1980-93..... | 12,026 |
| 2 Charley Taylor..... | 1964-77..... | 9,110 |
| 3 Gary Clark..... | 1985-92..... | 8,742 |
| 4 Santana Moss..... | 2005-1..... | 7,751 |
| 5 Bobby Mitchell..... | 1962-68..... | 6,492 |
| 6 Ricky Sanders..... | 1986-93..... | 5,854 |
| 7 Jerry Smith..... | 1965-77..... | 5,496 |
| 8 Hugh Taylor..... | 1947-54..... | 5,233 |
| 9 Chris Cooley..... | 2004-12..... | 4,711 |
| 10 Michael Westbrook..... | 1995-01..... | 4,280 |

RECEPTIONS

| PLAYER..... | YEARS..... | REC..... | YDS. | AVG. ... | LG ... | TD |
|--------------------------|--------------|----------|-------------|-----------|----------|----|
| 1 Art Monk..... | 1980-93..... | 888..... | 12,026..... | 13.5..... | 79t..... | 65 |
| 2 Charley Taylor..... | 1964-77..... | 649..... | 9,110..... | 14.0..... | 88t..... | 79 |
| 3 Santana Moss..... | 2005-13..... | 571..... | 7,751..... | 13.6..... | 78t..... | 47 |
| 4 Gary Clark..... | 1985-92..... | 549..... | 8,742..... | 15.9..... | 84t..... | 58 |
| 5 Chris Cooley..... | 2004-12..... | 429..... | 4,711..... | 11.0..... | 66t..... | 33 |
| 6 Jerry Smith..... | 1965-77..... | 421..... | 5,496..... | 13.1..... | 56..... | 60 |
| 7 Ricky Sanders..... | 1986-93..... | 414..... | 5,854..... | 14.1..... | 71..... | 36 |
| 8 Bobby Mitchell..... | 1962-68..... | 393..... | 6,492..... | 16.5..... | 99t..... | 49 |
| 9 Michael Westbrook..... | 1995-01..... | 277..... | 4,280..... | 15.5..... | 76t..... | 24 |
| 10 Hugh Taylor..... | 1947-54..... | 272..... | 5,233..... | 19.2..... | 76t..... | 58 |

RECEIVING TOUCHDOWNS

| PLAYER..... | YEARS..... | TD |
|---------------------------|--------------|----|
| 1 Charley Taylor..... | 1964-77..... | 79 |
| 2 Art Monk..... | 1980-93..... | 65 |
| 3 Jerry Smith..... | 1965-77..... | 60 |
| 4t Gary Clark..... | 1985-92..... | 58 |
| 4t Hugh Taylor..... | 1947-54..... | 58 |
| 6 Bobby Mitchell..... | 1962-68..... | 49 |
| 7 Santana Moss..... | 2005-12..... | 47 |
| 8 Ricky Sanders..... | 1986-93..... | 36 |
| 9 Chris Cooley..... | 2004-12..... | 33 |
| 10 Michael Westbrook..... | 1995-01..... | 24 |



SACKS (SINCE 1982)

| PLAYER..... | YEARS..... | SACKS |
|----------------------|--------------|-------|
| 1 Dexter Manley..... | 1981-89..... | *91 |
| 2 Charles Mann..... | 1983-93..... | 82 |
| 3 Monte Coleman..... | 1979-94..... | *43.5 |
| 4 Ken Harvey..... | 1994-98..... | 41.5 |
| 5 Brian Orakpo..... | 2009-14..... | 40 |
| 6 Dave Butz..... | 1975-88..... | *35.5 |
| 7 Andre Carter..... | 2006-10..... | 34 |
| 8 Ryan Kerrigan..... | 2011-14..... | 32 |
| 9 Bruce Smith..... | 2000-03..... | 29 |
| 10 Darryl Grant..... | 1981-90..... | *27 |

* Incomplete Data (stat was not tracked during some included years)

INTERCEPTIONS

| PLAYER..... | YEARS..... | INT..... | YDS. | AVG. | LG..... | TD |
|-----------------------|--------------|----------|-----------|------------|-----------|----|
| 1 Darrell Green..... | 1983-02..... | 54..... | 621..... | 11.5..... | *83t..... | 6 |
| 2 Brig Owens..... | 1966-77..... | 36..... | 686..... | 19.1..... | *60t..... | 3 |
| 3 Sammy Baugh..... | 1937-52..... | *31..... | *491..... | *15.8..... | *74..... | 0 |
| 4 Mike Bass..... | 1969-75..... | 30..... | 478..... | 15.9..... | 68t..... | 3 |
| 5 Joe Lavender..... | 1976-82..... | *29..... | *338..... | *11.7..... | *51t..... | 1 |
| 6 Paul Krause..... | 1964-67..... | 28..... | 333..... | 11.9..... | 43..... | 1 |
| 7t Pat Fischer..... | 1968-77..... | 27..... | 412..... | 15.3..... | *67..... | 1 |
| 7t Mark Murphy..... | 1977-84..... | 27..... | 282..... | 10.4..... | *48..... | 0 |
| 9 Ken Houston..... | 1973-80..... | 24..... | 248..... | 10.3..... | *37..... | 0 |
| 10 DeAngelo Hall..... | 2008-13..... | 23..... | 369..... | 16.0..... | 92t..... | 3 |

FIELD GOAL PERCENTAGE

| PLAYER..... | YEARS..... | PCT. (min. 50 att.) |
|-----------------------|--------------|---------------------|
| 1 Kai Forbath..... | 2012-14..... | 88.9 (48-54) |
| 2 Shaun Suisham..... | 2006-09..... | 80.2 (81-101) |
| 3 John Hall..... | 2003-06..... | 78.3 (54-69) |
| 4 Brett Conway..... | 1998-02..... | 75.4 (52-69) |
| 5 Graham Gano..... | 2009-11..... | 73.8 (36-59) |
| 6 Scott Blanton..... | 1996-98..... | 73.3 (44-60) |
| 7 Chip Lohmiller..... | 1988-94..... | 71.4 (175-245) |
| 8 Mark Moseley..... | 1974-86..... | 66.2 (263-397) |
| 9 Curt Knight..... | 1969-73..... | 57.7 (101-175) |
| 10 Sam Baker..... | 1953-59..... | 56.3 (54-96) |

FIELD GOALS MADE

| PLAYER..... | YEARS..... | FG |
|-----------------------|--------------|-----|
| 1 Mark Moseley..... | 1974-86..... | 263 |
| 2 Chip Lohmiller..... | 1988-94..... | 175 |
| 3 Curt Knight..... | 1969-73..... | 101 |
| 4 Shaun Suisham..... | 2006-09..... | 81 |
| 5 Graham Gano..... | 2009-11..... | 59 |
| 6t Sam Baker..... | 1953-59..... | 54 |
| 6t John Hall..... | 2003-06..... | 54 |
| 8 Brett Conway..... | 1998-02..... | 52 |
| 9 Kai Forbath..... | 2012-14..... | 48 |
| 10 Scott Blanton..... | 1996-98..... | 44 |

PUNTING AVERAGE

| PLAYER..... | YEARS..... | AVG. (min. 50 punt) |
|--------------------------|--------------|---------------------|
| 1 Sammy Baugh..... | 1937-52..... | 45.1 |
| 2 Reggie Roby..... | 1993-94..... | 44.3 |
| 3 Tom Tupa..... | 2004..... | 44.1 |
| 4 Matt Turk..... | 1995-99..... | 43.8 |
| 5 Sam Baker..... | 1953-59..... | 43.4 |
| 6 Sav Rocca..... | 2011-13..... | 42.9 |
| 7t Steve Cox..... | 1985-88..... | 42.0 |
| 7t Eagle Day..... | 1950-60..... | 42.0 |
| 7t Pat Richter..... | 1963-70..... | 42.0 |
| 10 Ryan Plackemeier..... | 2008..... | 41.7 |

TOP TENS - CAREER

PUNTING YARDS

| PLAYER..... | YEARS..... | YDS. |
|----------------------|--------------|--------|
| 1 Mike Bragg..... | 1968-79..... | 35,746 |
| 2 Matt Turk..... | 1995-99..... | 16,981 |
| 3 Sammy Baugh..... | 1937-52..... | 15,245 |
| 4 Pat Richter..... | 1963-70..... | 14,183 |
| 5 Sam Baker..... | 1953-59..... | 9,673 |
| 6 Derrick Frost..... | 2005-07..... | 9,617 |
| 7 Sav Rocca..... | 2011-13..... | 9,352 |
| 8 Bryan Barker..... | 2001-03..... | 9,048 |
| 9 Steve Cox..... | 1985-88..... | 8,238 |
| 10 Jeff Hayes..... | 1982-85..... | 8,232 |

PUNTS

| PLAYER..... | YEARS..... | PUNTS |
|----------------------|--------------|-------|
| 1 Mike Bragg..... | 1968-79..... | 896 |
| 2 Matt Turk..... | 1995-99..... | 388 |
| 3t Sammy Baugh..... | 1937-52..... | 338 |
| 3t Pat Richter..... | 1963-70..... | 338 |
| 5 Derrick Frost..... | 2005-07..... | 232 |
| 6 Sam Baker..... | 1953-59..... | 223 |
| 7 Bryan Barker..... | 2001-03..... | 222 |
| 8 Sav Rocca..... | 2011-13..... | 218 |
| 9 Jeff Hayes..... | 1982-85..... | 211 |
| 10 Steve Cox..... | 1985-88..... | 196 |

KICKOFF RETURN YARDS

| PLAYER..... | YEARS..... | YDS..... | KR..... | AVG..... | LG..... | TD |
|------------------------|---------------------|------------|----------|-----------|-----------|----|
| 1 Brian Mitchell..... | 1990-99..... | 9,586..... | 421..... | 22.8..... | 101t..... | 2 |
| 2 Rock Cartwright..... | 2002-09..... | 5,332..... | 222..... | 24.4..... | 100t..... | 1 |
| 3 Mike Nelms..... | 1980-84..... | 4,128..... | 175..... | 23.6..... | 84..... | 0 |
| 4 Dick James..... | 1956-63..... | 3,949..... | 155..... | 25.5..... | 72..... | 0 |
| 5 Brandon Banks..... | 2010-12..... | 2,856..... | 119..... | 24.0..... | 96t..... | 1 |
| 6 Rickie Harris..... | 1965-70..... | 2,326..... | 102..... | 22.8..... | 54..... | 0 |
| 7 Eddie Saenz..... | 1946-51..... | 2,191..... | 93..... | 23.6..... | 94t..... | 2 |
| 8 Ladell Betts..... | 2002-09..... | 2,062..... | 86..... | 24.0..... | 94t..... | 1 |
| 9 James Thrash..... | 1997-00, 04-09..... | 1,903..... | 85..... | 22.5..... | 95t..... | 1 |
| 10 Larry Jones..... | 1974-77..... | 1,816..... | 73..... | 24.9..... | 102t..... | 1 |

PUNT RETURN YARDS

| PLAYER..... | YEARS..... | YDS..... | PR..... | AVG..... | LG..... | TD |
|--------------------------|--------------|------------|----------|------------|-----------|----|
| 1 Brian Mitchell..... | 1990-99..... | 3,476..... | 317..... | 11.0..... | 84t..... | 7 |
| 2 Mike Nelms..... | 1980-84..... | 1,948..... | 212..... | 9.2..... | 75t..... | 2 |
| 3 Eddie Brown..... | 1975-77..... | 1,150..... | 111..... | 10.4..... | *71t..... | 1 |
| 4 Rickie Harris..... | 1965-70..... | 1,005..... | 119..... | 8.4..... | 86t..... | 3 |
| 5 Brandon Banks..... | 2010-12..... | 937..... | 100..... | 9.4..... | 55..... | 0 |
| 6 Antwaan Randle El..... | 2006-09..... | 907..... | 129..... | 7.0..... | 87t..... | 1 |
| 7 Dick James..... | 1956-63..... | 794..... | 98..... | 8.1..... | 39..... | 0 |
| 8 Eddie Saenz..... | 1946-51..... | 643..... | 59..... | 10.9..... | *32..... | 0 |
| 9 Andy Farkas..... | 1938-44..... | *630..... | *52..... | *12.1..... | *59..... | 1 |
| 10 Darrell Green..... | 1983-02..... | 611..... | 51..... | 12.0..... | *37..... | 0 |



TOP TENS - SEASON

SCORING

| PLAYER..... | YEAR..... | PTS..... | TD..... | PAT..... | FGM..... | 2-PT..... | |
|-------------|------------------------|-----------|----------|----------|----------|-----------|----|
| 1 | Mark Moseley..... | 1983..... | 161..... | 0..... | 62..... | 33..... | 0 |
| 2 | Chip Lohmiller..... | 1991..... | 149..... | 0..... | 56..... | 31..... | 0 |
| 3 | John Riggins..... | 1983..... | 144..... | 24..... | 0..... | 0..... | 0 |
| 4 | Chip Lohmiller..... | 1990..... | 131..... | 0..... | 41..... | 30..... | 0 |
| 5 | Chip Lohmiller..... | 1989..... | 128..... | 0..... | 41..... | 29..... | 0 |
| 6 | Terry Allen..... | 1996..... | 126..... | 21..... | 0..... | 0..... | 0 |
| 7t | Chip Lohmiller..... | 1992..... | 120..... | 0..... | 30..... | 30..... | 0 |
| 7t | Mark Moseley..... | 1984..... | 120..... | 0..... | 48..... | 24..... | 0 |
| 9t | Graham Gano..... | 2011..... | 118..... | 0..... | 25..... | 31..... | 41 |
| 9t | Scott Blanton (R)..... | 1996..... | 118..... | 0..... | 40..... | 26..... | 0 |

TOTAL TOUCHDOWNS

| PLAYER..... | YEAR..... | TD..... | |
|-------------|-----------------------|-----------|----|
| 1 | John Riggins..... | 1983..... | 24 |
| 2 | Terry Allen..... | 1996..... | 21 |
| 3 | George Rogers..... | 1986..... | 18 |
| 4 | Stephen Davis..... | 1999..... | 17 |
| 5 | Charley Taylor..... | 1966..... | 15 |
| 6t | Larry Brown..... | 1973..... | 14 |
| 6t | John Riggins..... | 1984..... | 14 |
| 8t | John Riggins..... | 1981..... | 13 |
| 8t | Alfred Morris..... | 2012..... | 13 |
| 10t | Six players tied..... | | 12 |

RUSHING YARDS

| PLAYER..... | YEAR..... | YDS..... | ATT..... | AVG..... | LG..... | TD..... | |
|-------------|---------------------|-----------|------------|----------|----------|----------|----|
| 1 | Alfred Morris..... | 2012..... | 1,613..... | 335..... | 4.8..... | 39t..... | 13 |
| 2 | Clinton Portis..... | 2005..... | 1,516..... | 352..... | 4.3..... | 47t..... | 11 |
| 3 | Clinton Portis..... | 2008..... | 1,487..... | 344..... | 4.3..... | 31..... | 9 |
| 4 | Stephen Davis..... | 2001..... | 1,432..... | 356..... | 4.0..... | 32..... | 5 |
| 5 | Stephen Davis..... | 1999..... | 1,405..... | 290..... | 4.8..... | 76t..... | 17 |
| 6 | Terry Allen..... | 1996..... | 1,353..... | 347..... | 3.9..... | 49t..... | 21 |
| 7 | John Riggins..... | 1983..... | 1,347..... | 375..... | 3.6..... | 44..... | 24 |
| 8 | Stephen Davis..... | 2000..... | 1,318..... | 332..... | 4.0..... | 50t..... | 11 |
| 9 | Clinton Portis..... | 2004..... | 1,315..... | 343..... | 3.8..... | 64t..... | 5 |
| 10 | Terry Allen..... | 1995..... | 1,309..... | 338..... | 3.9..... | 28..... | 10 |

RUSHING ATTEMPTS

| PLAYER..... | YEAR..... | ATT..... | |
|-------------|------------------------|-----------|-----|
| 1 | John Riggins..... | 1983..... | 375 |
| 2 | Stephen Davis..... | 2001..... | 356 |
| 3 | Clinton Portis..... | 2005..... | 352 |
| 4 | Terry Allen..... | 1996..... | 347 |
| 5 | Clinton Portis..... | 2004..... | 343 |
| 6 | Clinton Portis..... | 2008..... | 342 |
| 7 | Terry Allen..... | 1995..... | 338 |
| 8 | Alfred Morris (R)..... | 2012..... | 335 |
| 9 | Stephen Davis..... | 2000..... | 332 |
| 10 | John Riggins..... | 1984..... | 327 |

RUSHING TOUCHDOWNS

| PLAYER..... | YEAR..... | TD..... | |
|-------------|---------------------|-----------|----|
| 1 | John Riggins..... | 1983..... | 24 |
| 2 | Terry Allen..... | 1996..... | 21 |
| 3 | George Rogers..... | 1986..... | 18 |
| 4 | Stephen Davis..... | 1999..... | 17 |
| 5 | John Riggins..... | 1984..... | 14 |
| 6t | John Riggins..... | 1981..... | 13 |
| 6t | Alfred Morris..... | 2012..... | 13 |
| 8t | Stephen Davis..... | 2000..... | 11 |
| 8t | Clinton Portis..... | 2005..... | 11 |
| 8t | Clinton Portis..... | 2007..... | 11 |
| 8t | Gerald Riggs..... | 1991..... | 11 |

PASSING YARDS

| PLAYER..... | YEAR..... | YDS..... | ATT..... | COMP..... | TD..... | INT..... | |
|-------------|----------------------|-----------|------------|-----------|----------|----------|----|
| 1 | Jay Schroeder..... | 1986..... | 4,109..... | 541..... | 276..... | 22..... | 22 |
| 2 | Brad Johnson..... | 1999..... | 4,005..... | 519..... | 316..... | 24..... | 13 |
| 3 | Mark Rypien..... | 1989..... | 3,768..... | 476..... | 280..... | 22..... | 13 |
| 4 | Sonny Jurgensen..... | 1967..... | 3,747..... | 508..... | 288..... | 31..... | 16 |
| 5 | Joe Theismann..... | 1983..... | 3,714..... | 459..... | 276..... | 29..... | 11 |
| 6 | Jason Campbell..... | 2009..... | 3,618..... | 507..... | 327..... | 20..... | 15 |
| 7 | Joe Theismann..... | 1981..... | 3,568..... | 496..... | 293..... | 19..... | 20 |
| 8 | Mark Rypien..... | 1991..... | 3,564..... | 421..... | 249..... | 28..... | 11 |
| 9 | Gus Frerotte..... | 1996..... | 3,453..... | 470..... | 270..... | 12..... | 11 |
| 10 | Trent Green..... | 1998..... | 3,441..... | 509..... | 278..... | 23..... | 11 |

PASSING ATTEMPTS

| PLAYER..... | YEAR..... | ATT..... | |
|-------------|----------------------|-----------|-----|
| 1 | Jay Schroeder..... | 1986..... | 541 |
| 2 | Brad Johnson..... | 1999..... | 519 |
| 3 | Trent Green..... | 1998..... | 509 |
| 4 | Sonny Jurgensen..... | 1967..... | 508 |
| 5 | Jason Campbell..... | 2009..... | 507 |
| 6 | Jason Campbell..... | 2008..... | 506 |
| 7 | Joe Theismann..... | 1981..... | 496 |
| 8 | Mark Rypien..... | 1992..... | 479 |
| 9 | Joe Theismann..... | 1984..... | 477 |
| 10 | Mark Rypien..... | 1989..... | 476 |

PASS COMPLETIONS

| PLAYER..... | YEARS..... | COMP..... | |
|-------------|----------------------|-----------|-----|
| 1 | Jason Campbell..... | 2009..... | 327 |
| 2 | Brad Johnson..... | 1999..... | 316 |
| 3 | Jason Campbell..... | 2008..... | 315 |
| 4 | Joe Theismann..... | 1981..... | 293 |
| 5 | Sonny Jurgensen..... | 1967..... | 288 |
| 6 | Joe Theismann..... | 1984..... | 283 |
| 7 | Mark Rypien..... | 1989..... | 280 |
| 8 | Trent Green..... | 1998..... | 278 |
| 9t | Jay Schroeder..... | 1986..... | 276 |
| 9t | Joe Theismann..... | 1983..... | 276 |

PASSING TOUCHDOWNS

| PLAYER..... | YEARS..... | TD..... | |
|-------------|----------------------|-----------|----|
| 1 | Sonny Jurgensen..... | 1967..... | 31 |
| 2 | Joe Theismann..... | 1983..... | 29 |
| 3t | Sonny Jurgensen..... | 1966..... | 28 |
| 3t | Mark Rypien..... | 1991..... | 28 |
| 5 | Sammy Baugh..... | 1947..... | 25 |
| 6t | Brad Johnson..... | 1999..... | 24 |
| 6t | Sonny Jurgensen..... | 1964..... | 24 |
| 6t | Joe Theismann..... | 1984..... | 24 |
| 9t | Sammy Baugh..... | 1943..... | 23 |
| 9t | Mark Brunell..... | 2005..... | 23 |
| 9t | Trent Green..... | 1998..... | 23 |
| 9t | Sonny Jurgensen..... | 1970..... | 23 |
| 9t | Billy Kilmer..... | 1975..... | 23 |

TOP TENS - SEASON

PASSER RATING

| PLAYER..... | YEAR | RATING |
|-------------------------------|------------|--------|
| 1 Sammy Baugh..... | 1945..... | 109.9 |
| 2 Robert Griffin III (R)..... | 2012..... | 102.4 |
| 3 Mark Rypien..... | 1991..... | 97.9 |
| 4 Joe Theismann..... | 1983..... | 97.0 |
| 5 Sammy Baugh..... | 1947..... | 92.0 |
| 6 Sonny Jurgensen..... | 1970..... | 91.5 |
| 7 Joe Theismann..... | 1982..... | 91.3 |
| 8 Brad Johnson..... | 1999..... | 90.0 |
| 9 Mark Rypien..... | 1989..... | 88.1 |
| 10 Sonny Jurgensen..... | 1967..... | 87.3 |

RECEIVING YARDS

| PLAYER..... | YEAR | YDS. |
|-----------------------|------------|-------|
| 1 Santana Moss..... | 2005..... | 1,483 |
| 2 Bobby Mitchell..... | 1963..... | 1,436 |
| 3 Henry Ellard..... | 1994..... | 1,397 |
| 4 Bobby Mitchell..... | 1962..... | 1,384 |
| 5 Art Monk..... | 1984..... | 1,372 |
| 6 Pierre Garçon..... | 2013..... | 1,346 |
| 7 Gary Clark..... | 1991..... | 1,340 |
| 8 Gary Clark..... | 1986..... | 1,265 |
| 9 Gary Clark..... | 1989..... | 1,229 |
| 10 Art Monk..... | 1985..... | 1,226 |

RECEPTIONS

| PLAYER..... | YEAR | REC. |
|-------------------------|------------|------|
| 1 Pierre Garçon..... | 2013..... | 113 |
| 2 Art Monk..... | 1984..... | 106 |
| 3 Santana Moss..... | 2010..... | 93 |
| 4 Art Monk..... | 1985..... | 91 |
| 5 Laveranues Coles..... | 2004..... | 90 |
| 6 Art Monk..... | 1989..... | 86 |
| 7 Santana Moss..... | 2005..... | 84 |
| 8 Chris Cooley..... | 2008..... | 83 |
| 9 Laveranues Coles..... | 2003..... | 82 |
| 10 Larry Centers..... | 2000..... | 81 |

RECEIVING TOUCHDOWNS

| PLAYER..... | YEAR | TD |
|---------------------------|------------|----|
| 1t Ricky Sanders..... | 1988..... | 12 |
| 1t Jerry Smith..... | 1967..... | 12 |
| 1t Charley Taylor..... | 1966..... | 12 |
| 1t Hugh Taylor..... | 1952..... | 12 |
| 5 Bobby Mitchell..... | 1962..... | 11 |
| 6t Gary Clark..... | 1991..... | 10 |
| 6t Bobby Mitchell..... | 1964..... | 10 |
| 8t Gary Clark..... | 1989..... | 9 |
| 8t Bobby Mitchell..... | 1966..... | 9 |
| 8t Santana Moss..... | 2005..... | 9 |
| 8t Pat Richter..... | 1968..... | 9 |
| 8t Jerry Smith..... | 1969..... | 9 |
| 8t Jerry Smith..... | 1970..... | 9 |
| 8t Charley Taylor..... | 1967..... | 9 |
| 8t Hugh Taylor..... | 1949..... | 9 |
| 8t Hugh Taylor..... | 1950..... | 9 |
| 8t Michael Westbrook..... | 1999..... | 9 |

SACKS (SINCE 1982)

| PLAYER..... | YEAR | SACKS |
|--------------------------|------------|-------|
| 1 Dexter Manley..... | 1986..... | 18.5 |
| 2 Dexter Manley..... | 1985..... | 15.0 |
| 3 Charles Mann..... | 1985..... | 14.5 |
| 4t Ken Harvey..... | 1994..... | 13.5 |
| 4t Dexter Manley..... | 1984..... | 13.5 |
| 6 Marco Coleman..... | 2000..... | 12.5 |
| 7t Dave Butz..... | 1983..... | 11.5 |
| 7t Charles Mann..... | 1991..... | 11.5 |
| 9t Andre Carter..... | 2009..... | 11.0 |
| 9t Brian Orakpo (R)..... | 2009..... | 11.0 |
| 9t LaVar Arrington..... | 2002..... | 11.0 |
| 9t Dexter Manley..... | 1983..... | 11.0 |
| 9t Rich Owens..... | 1996..... | 11.0 |

INTERCEPTIONS

| PLAYER..... | YEAR | INT |
|-------------------------|------------|-----|
| 1 Dan Sandifer (R)..... | 1948..... | 13 |
| 2 Paul Krause (R)..... | 1964..... | 12 |
| 3 Sammy Baugh..... | 1943..... | 11 |
| 4 Don Doll..... | 1953..... | 10 |
| 5t Dick Alban..... | 1954..... | 9 |
| 5t Mark Murphy..... | 1983..... | 9 |
| 5t Lemar Parrish..... | 1979..... | 9 |
| 5t Barry Wilburn..... | 1987..... | 9 |
| 9t Mike Bass..... | 1971..... | 8 |
| 9t Norb Hecker..... | 1956..... | 8 |
| 9t Paul Krause..... | 1967..... | 8 |
| 9t Joe Lavender..... | 1976..... | 8 |
| 9t Brig Owens..... | 1968..... | 8 |

FIELD GOAL PERCENTAGE

| PLAYER..... | YEAR | PCT. (min. 1 FGA/G) |
|--------------------------|------------|---------------------|
| 1 Mark Moseley..... | 1982..... | 95.2 (20-21) |
| 2 Kai Forbath..... | 2012..... | 94.4 (17-18) |
| 3 Shaun Suisham..... | 2009..... | 85.7 (18-21) |
| 4 Shaun Suisham..... | 2007..... | 82.9 (29-35) |
| 5 Kai Forbath..... | 2013..... | 81.8 (18-22) |
| 6 Scott Blanton (R)..... | 1996..... | 81.3 (26-32) |
| 7 Brett Conway..... | 2001..... | 78.8 (26-33) |
| 8 Mark Moseley..... | 1984..... | 77.4 (24-31) |
| 9 Bill Dudley..... | 1951..... | 76.9 (10-13) |
| 10t John Hall..... | 2003..... | 75.8 (25-33) |
| 10t Mark Moseley..... | 1979..... | 75.8 (25-33) |

FIELD GOALS MADE

| PLAYER..... | YEAR | FG |
|----------------------------|------------|----|
| 1 Mark Moseley..... | 1983..... | 33 |
| 2t Graham Gano..... | 2011..... | 31 |
| 2t Chip Lohmiller..... | 1991..... | 31 |
| 4t Chip Lohmiller..... | 1990..... | 30 |
| 4t Chip Lohmiller..... | 1992..... | 30 |
| 6t Curt Knight..... | 1971..... | 29 |
| 6t Chip Lohmiller..... | 1989..... | 29 |
| 6t Shaun Suisham..... | 2007..... | 29 |
| 9 Eddie Murray..... | 1995..... | 27 |
| 10t Scott Blanton (R)..... | 1996..... | 26 |
| 10t Brett Conway..... | 2001..... | 26 |
| 10t Shaun Suisham..... | 2008..... | 26 |

TOP TENS - SEASON

PUNTING AVERAGE

| PLAYER..... | YEAR | AVG..... |
|---------------------|------------|----------|
| 1 Sammy Baugh..... | 1940..... | 51.4 |
| 2 Sammy Baugh..... | 1941..... | 48.7 |
| 3 Sammy Baugh..... | 1942..... | 48.2 |
| 4 Sammy Baugh..... | 1943..... | 45.9 |
| 5 Sam Baker..... | 1959..... | 45.5 |
| 6 Sam Baker..... | 1958..... | 45.4 |
| 7t Matt Turk..... | 1997..... | 45.1 |
| 7t Matt Turk..... | 1996..... | 45.1 |
| 7t Sammy Baugh..... | 1946..... | 45.1 |
| 10 Reggie Roby..... | 1994..... | 44.4 |

NET PUNTING AVERAGE

| PLAYER..... | YEAR | AVG..... |
|-----------------------|------------|----------|
| 1t Matt Turk..... | 1997..... | 39.2 |
| 1t Matt Turk..... | 1996..... | 39.2 |
| 3t Sav Rocca..... | 2011..... | 39.0 |
| 3t Matt Turk..... | 1998..... | 39.0 |
| 5 Matt Turk..... | 1995..... | 37.7 |
| 6 Reggie Roby..... | 1993..... | 37.2 |
| 7 Sav Rocca..... | 2012..... | 37.2 |
| 8 Hunter Smith..... | 2009..... | 36.8 |
| 9t Derrick Frost..... | 2006..... | 36.7 |
| 9t Derrick Frost..... | 2005..... | 36.7 |

PUNTING YARDS

| PLAYER..... | YEAR | YDS..... |
|---------------------|------------|----------|
| 1 Tom Tupa..... | 2004..... | 4,544 |
| 2 Matt Turk..... | 1998..... | 4,103 |
| 3 Mike Bragg..... | 1978..... | 4,056 |
| 4 Matt Turk..... | 1997..... | 3,788 |
| 5 Pat Richter..... | 1964..... | 3,749 |
| 6 Bryan Barker..... | 2001..... | 3,747 |
| 7 Reggie Roby..... | 1994..... | 3,639 |
| 8 Sav Rocca..... | 2013..... | 3,526 |
| 9 Mike Bragg..... | 1976..... | 3,503 |
| 10 Mike Bragg..... | 1977..... | 3,502 |

PUNTS

| PLAYER..... | YEAR | PUNTS..... |
|----------------------|------------|------------|
| 1t Mike Bragg..... | 1978..... | 103 |
| 1t Tom Tupa..... | 2004..... | 103 |
| 3 Matt Turk..... | 1998..... | 93 |
| 4t Mike Bragg..... | 1977..... | 91 |
| 4t Pat Richter..... | 1964..... | 91 |
| 6t Bryan Barker..... | 2001..... | 90 |
| 6t Mike Bragg..... | 1976..... | 90 |
| 8 Mike Connell..... | 1980..... | 85 |
| 9t Bryan Barker..... | 2003..... | 84 |
| 9t Sav Rocca..... | 2013..... | 84 |
| 9t Matt Turk..... | 1997..... | 84 |

KICKOFF RETURN AVERAGE

| PLAYER..... | YEAR..... | AVG..... | ATT..... | YDS..... | LG..... | TD |
|--------------------------|-----------|-----------|----------|------------|-----------|----|
| 1 Mike Nelms..... | 1981..... | 29.7..... | 37..... | 1,099..... | 84..... | 0 |
| 2 Dick James..... | 1961..... | 29.4..... | 21..... | 617..... | 48..... | 0 |
| 3 Larry Jones (R)..... | 1974..... | 29.2..... | 23..... | 672..... | 102t..... | 1 |
| 4 Herb Mul-Key..... | 1973..... | 28.1..... | 36..... | 1,011..... | 97t..... | 1 |
| 5 Joe Scudero..... | 1955..... | 28.0..... | 25..... | 699..... | 94t..... | 1 |
| 6 Dick James..... | 1962..... | 27.8..... | 32..... | 889..... | 72..... | 0 |
| 7 Dick James..... | 1963..... | 27.7..... | 30..... | 830..... | 48..... | 0 |
| 8 Eddie Saenz..... | 1947..... | 27.5..... | 29..... | 797..... | 94t..... | 2 |
| 9 Speedy Duncan..... | 1971..... | 26.8..... | 27..... | 724..... | 48..... | 0 |
| 10 Dale Atkeson (R)..... | 1954..... | 26.0..... | 24..... | 623..... | 99t..... | 1 |

KICKOFF RETURN YARDS

| PLAYER..... | YEAR | YARDS..... |
|--------------------------|------------|------------|
| 1 Rock Cartwright..... | 2006..... | 1,541 |
| 2 Brian Mitchell..... | 1994..... | 1,478 |
| 3 Brian Mitchell..... | 1995..... | 1,408 |
| 4 Rock Cartwright..... | 2007..... | 1,339 |
| 5 Brian Mitchell..... | 1998..... | 1,337 |
| 6 Rock Cartwright..... | 2008..... | 1,307 |
| 7 Brian Mitchell..... | 1996..... | 1,258 |
| 8 Brandon Banks..... | 2011..... | 1,174 |
| 9 Brandon Banks (R)..... | 2010..... | 1,155 |
| 10 Michael Bates..... | 2001..... | 1,150 |

PUNT RETURN AVERAGE

| PLAYER..... | YEAR..... | ATT..... | YDS..... | AVG..... | LG..... | TD |
|----------------------------|-----------|----------|----------|-----------|----------|----|
| 1 Johnny Williams (R)..... | 1952..... | 24..... | 366..... | 15.3..... | 74t..... | 2 |
| 2 Brian Mitchell..... | 1994..... | 32..... | 452..... | 14.1..... | 78t..... | 2 |
| 3 Eddie Brown..... | 1976..... | 48..... | 646..... | 13.5..... | 71t..... | 1 |
| 4 Brian Mitchell..... | 1991..... | 45..... | 600..... | 13.3..... | 69t..... | 2 |
| 5 Eddie Saenz..... | 1947..... | 24..... | 308..... | 12.8..... | 30..... | 0 |
| 6 Brian Mitchell..... | 1995..... | 25..... | 315..... | 12.6..... | 59t..... | 1 |
| 7 Eric Metcalf..... | 2001..... | 33..... | 412..... | 12.5..... | 89t..... | 1 |
| 8 Rickie Harris (R)..... | 1965..... | 31..... | 377..... | 12.2..... | 57t..... | 1 |
| 9 Steve Bagarus (R)..... | 1945..... | 21..... | 251..... | 12.0..... | 28..... | 0 |
| 10 Dan Sandifer (R)..... | 1948..... | 20..... | 236..... | 11.8..... | 35..... | 0 |

PUNT RETURN YARDS

| PLAYER..... | YEAR | YARDS..... |
|---------------------------|------------|------------|
| 1 Eddie Brown..... | 1976..... | 646 |
| 2 Brian Mitchell..... | 1991..... | 600 |
| 3 Brian Mitchell..... | 1998..... | 506 |
| 4 Mike Nelms..... | 1981..... | 492 |
| 5 Mike Nelms..... | 1980..... | 487 |
| 6t Eddie Brown..... | 1977..... | 452 |
| 6t Brian Mitchell..... | 1994..... | 452 |
| 8 Tony Green (R)..... | 1978..... | 443 |
| 9 Brian Mitchell..... | 1997..... | 442 |
| 10 Brandon Banks (R)..... | 2010..... | 431 |